

MODEL 7134A ACCELEROMETER

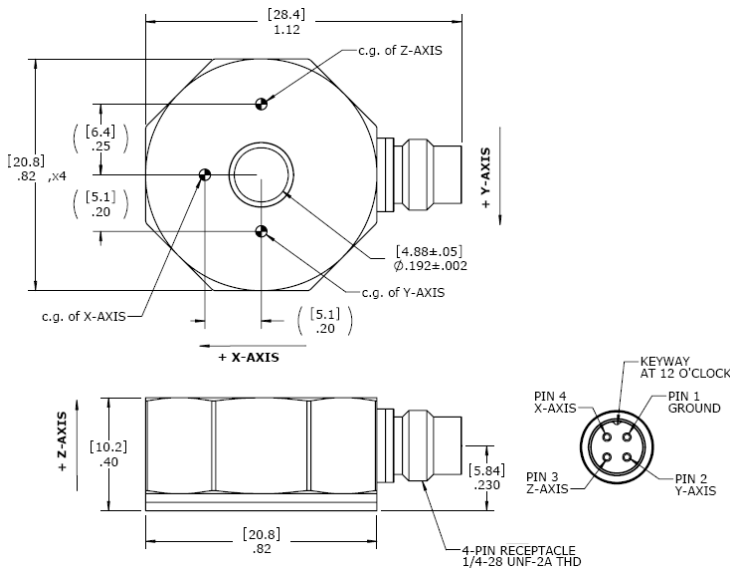


SPECIFICATIONS

- ◆ Triaxial IEPE Accelerometer
- ◆ Case Isolated, Internally Shielded
- ◆ Hermetically Sealed, Titanium
- ◆ $\pm 50g$ to $\pm 500g$ Dynamic Ranges

The Model 7134A is a true case isolated triaxial IEPE accelerometer available in $\pm 50g$ to $\pm 500g$ dynamic ranges. The accelerometer features three internally shielded accelerometer assemblies for superior noise isolation. The assemblies are installed in a hermetically sealed light weight Titanium housing with a 4-pin Microtech connector interface. The model 7134A features piezo-ceramic crystals in annular shear mode which provide a flat frequency response up to $>7kHz$.

DIMENSIONS



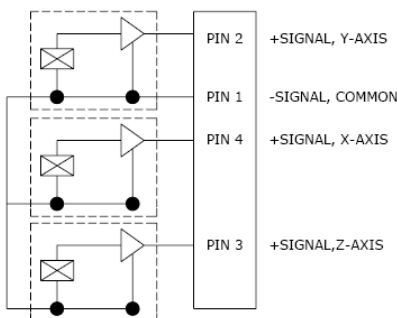
FEATURES

- ◆ 4-pin Connector Interface
- ◆ Wide bandwidth up to 7kHz
- ◆ Screw Mounting
- ◆ Titanium, Light Weight
- ◆ Annular Shear Mode Crystals
- ◆ Stable Temperature Response

APPLICATIONS

- ◆ Vibration & Shock Monitoring
- ◆ Laboratory Testing
- ◆ Health Usage Monitoring Systems
- ◆ Flight Testing
- ◆ Harsh Environments

ACCELEROMETER CONNECTOR



PERFORMANCE SPECIFICATIONS

All values are typical at +24°C, 80Hz and 4mA excitation unless otherwise stated. Measurement Specialties reserves the right to update and change these specifications without notice.

Parameters

DYNAMIC

	±50	±100	±200	±500	Notes
Range (g)	±50	±100	±200	±500	
Sensitivity (mV/g)	100	50	25	10	±15%
Frequency Response (Hz)	2.5-5000	1.5-5000	1.5-5000	1.0-5000	±10%
Frequency Response (Hz)	1.0-6500	0.8-6500	0.8-6500	0.5-6500	±2dB
Natural Frequency (Hz)	43000	43000	43000	43000	
Non-Linearity (%FSO)	±1	±1	±1	±1	
Transverse Sensitivity (%)	<5	<5	<5	<5	
Shock Limit (g)	5000	5000	5000	5000	
Residual Noise (g RMS)	0.0004	0.0005	0.0008	0.0012	Broadband 1Hz to 10kHz

ELECTRICAL

Compliance Voltage (Vdc)	18 to 30				
Excitation Current (mA)	2 to 10				
Bias Voltage (Vdc)	8 to 12				Room Temperature
Bias Voltage (Vdc)	6 to 13				-55 to +125°C
Output Impedance (Ω)	<100				
Full Scale Output Voltage (V)	±5				
Discharge Time Constant (sec)	0.8 to 1.2				
Ground Isolation	Case Isolated, Internally Shielded				

ENVIRONMENTAL

Temperature Response (%)	See Typical Temperature Response Curve
Operating Temperature (°C)	-55 to +125
Storage Temperature (°C)	-55 to +125
Humidity	Hermetically Sealed

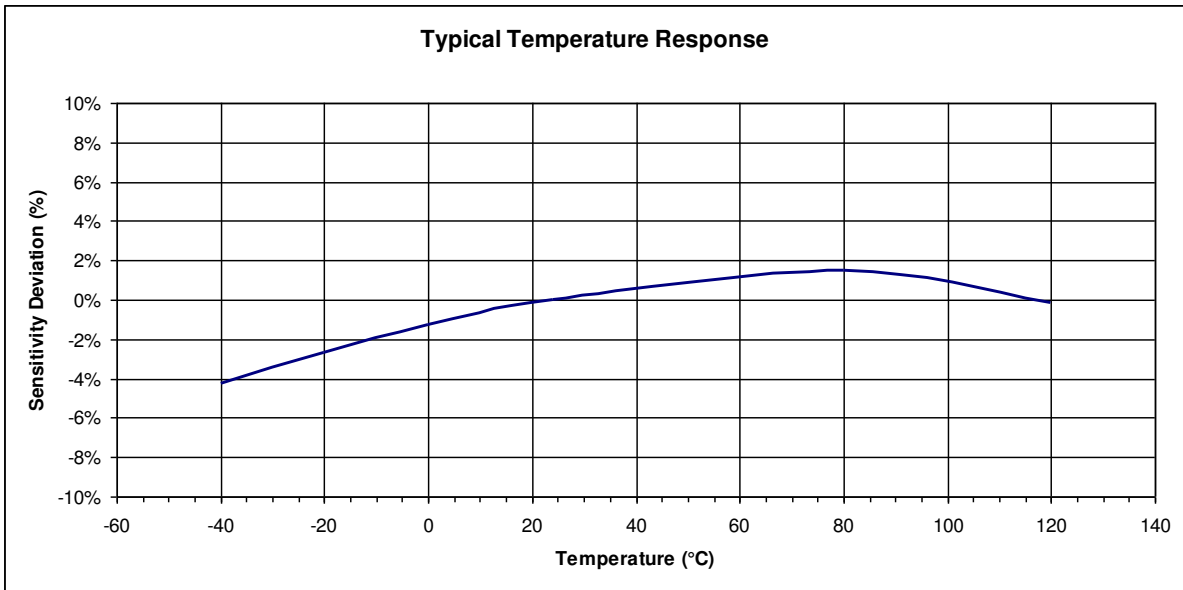
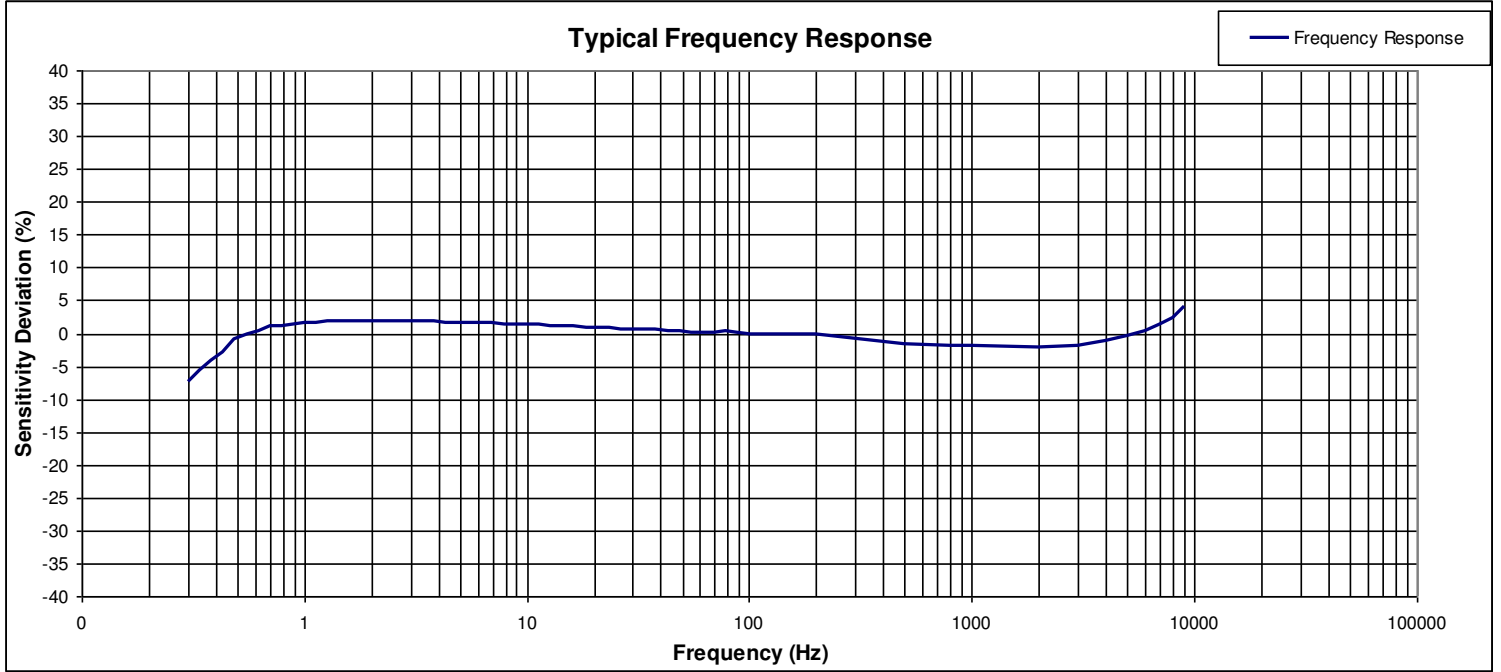
PHYSICAL

Sensing Element	Ceramic (shear mode)
Case Material	Titanium
Electrical Connector	4-Pin Receptacle
Weight (grams)	10
Mounting	#10-32 Mounting Screw
Mounting Torque	18 lb-in (2 N-m)

Calibration supplied: CS-FREQ-0100 NIST Traceable Amplitude Calibration from 20Hz to ±2dB Frequency Response Limit

Optional accessories: 317-XXX Cable Assembly, 4-pin 1/4-28 to Pigtail Leads (XXX designates length in inches, 10ft std)
161A 4-Channel PE & IEPE Signal Conditioner

The information in this sheet has been carefully reviewed and is believed to be accurate; however, no responsibility is assumed for inaccuracies. Furthermore, this information does not convey to the purchaser of such devices any license under the patent rights to the manufacturer. Measurement Specialties, Inc. reserves the right to make changes without further notice to any product herein. Measurement Specialties, Inc. makes no warranty, representation or guarantee regarding the suitability of its product for any particular purpose, nor does Measurement Specialties, Inc. assume any liability arising out of the application or use of any product or circuit and specifically disclaims any and all liability, including without limitation consequential or incidental damages. Typical parameters can and do vary in different applications. All operating parameters must be validated for each customer application by customer's technical experts. Measurement Specialties, Inc. does not convey any license under its patent rights nor the rights of others.



ORDERING INFORMATION

PART NUMBERING Model Number+Range

7134A-GGGG
| _____ Range (0050 is 50g)

Example: 7134A-0050
Model 7134A, 50g

NORTH AMERICA

Measurement Specialties, Inc.,
a TE Connectivity Company
Tel: 800-522-6752
Email: customercare.hmpt@te.com

EUROPE

MEAS France SAS
a TE Connectivity Company
Tel: 800-440-5100
Email: customercare.lcsb@te.com

ASIA

Measurement Specialties (China), Ltd.,
a TE Connectivity Company
Tel: 0400-820-6015
Email: customercare.shzn@te.com

TE.com/sensorsolutions

Measurement Specialties, Inc., a TE Connectivity company.

Measurement Specialties, TE Connectivity, TE Connectivity (logo) and EVERY CONNECTION COUNTS are trademarks. All other logos, products and/or company names referred to herein might be trademarks of their respective owners.

The information given herein, including drawings, illustrations and schematics which are intended for illustration purposes only, is believed to be reliable. However, TE Connectivity makes no warranties as to its accuracy or completeness and disclaims any liability in connection with its use. TE Connectivity's obligations shall only be as set forth in TE Connectivity's Standard Terms and Conditions of Sale for this product and in no case will TE Connectivity be liable for any incidental, indirect or consequential damages arising out of the sale, resale, use or misuse of the product. Users of TE Connectivity products should make their own evaluation to determine the suitability of each such product for the specific application.

© 2015 TE Connectivity Ltd. family of companies All Rights Reserved.