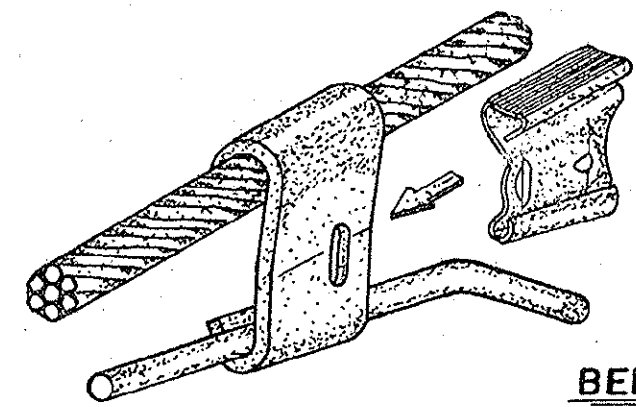


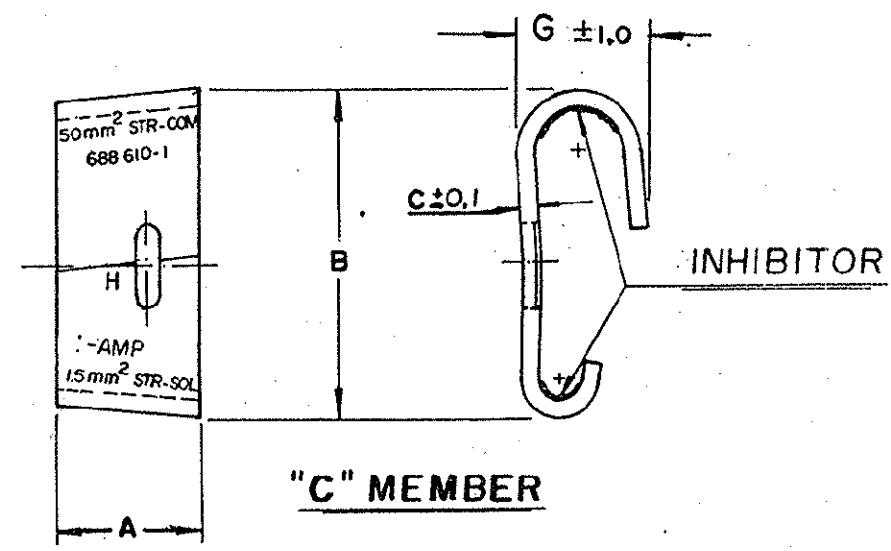
1 OF 1
C 688 610

8 7 6 5 4 3 2 1

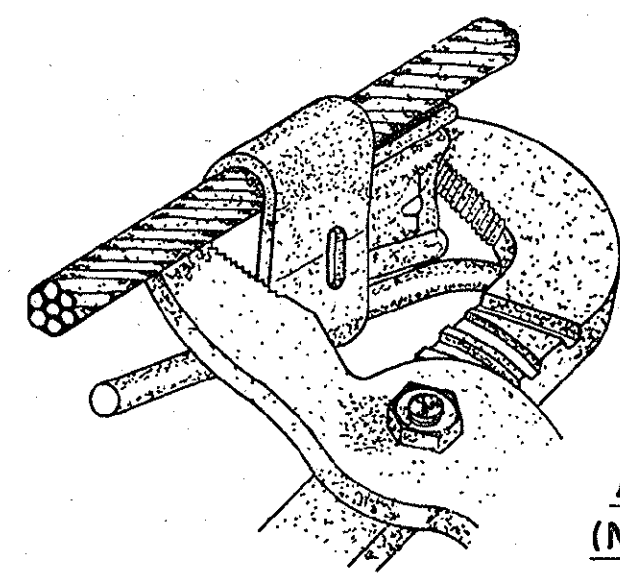
DWG NO.		DO NOT SCALE		METRIC		3rd ANGLE PROJECTION	
		DIMENSIONS IN mm.					
REQ. PER ASSY	ITEM	DESCRIPTION	MATERIAL	FINISH			



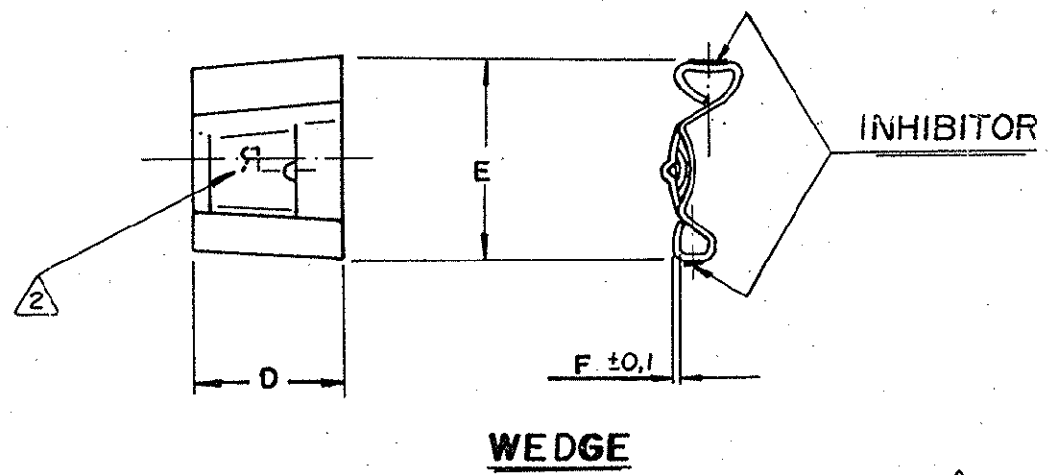
BEFORE APPLICATION



"C" MEMBER

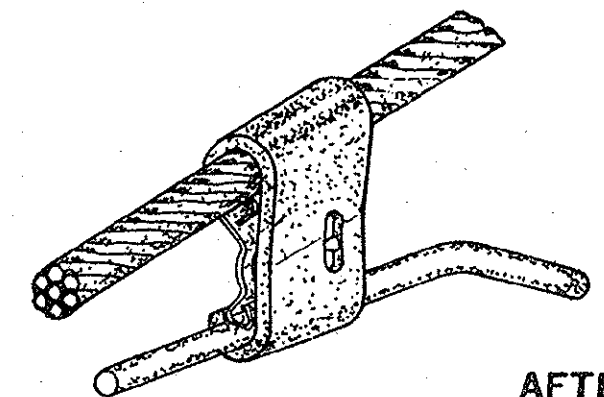


APPLICATION (NO SPECIAL TOOLS)



WEDGE

- ① - SUPPLIED IN INDIVIDUAL PLASTIC PACKAGING
- ② - STAMPED LETTER "R"



AFTER APPLICATION

9,10-10,95	5,60-9,36	1,36-1,73	TIN PLATED	BRASS	15,5	1,0	28,0	19,0	22	399	19,0	①	688610-1
SUM	TOP GROOVE	BOTTOM GROOVE	FINISH	MAT'L	G	F	E	D	C	B	A	PACKAGING	PART NUMBER
WIRE DIAMETER LIMITS			THIS DRAWING IS UNPUBLISHED RELEASED FOR PUBLICATION 19										
CUSTOMER DWG			© COPYRIGHT 19 BY AMP DO BRASIL LTDA S.P. ALL INTERNATIONAL RIGHTS RESERVED AMP PRODUCTS MAY BE COVERED BY U.S. AND FOREIGN PATENTS AND/OR PATENTS PENDING.										
for REFERENCE ONLY			TOLERANCES UNLESS OTHERWISE STATED				INS. DIA. RANGE		WIRE RANGE		SCALE		
			DEC. ± 0.5				---		---		---		
			ANGLES ± 1°										
			DR. E. LOPES Ednei 08 JUN 95								AMP do BRASIL LTDA. São Paulo, Brasil		
T REVISED BY EC LB-0133/02			G.O.		15 JUN 03		CHK. J.A.VIEIRA 08 Jun 95		DESCRIPTION				
S REVISED EC LB-0246/01			G.O.		11 JUN 01		DE.		UNIVERSAL DISTRIBUTION CONNECTOR, ASS'Y TYPE "H"				
R REVISED BY EC LB-0588/95			WALTER		14 DEC 95								
P REDRAWN WITH CHANGE BY EC L.B. 022/RS Ednei			08 JUN 95										
REVISION	RECORD	ECH	DR	DATE	APP	E.SFEIR 12.5.01.95		A3		DWG NO. C 688 610		SHEET 1 OF 1	