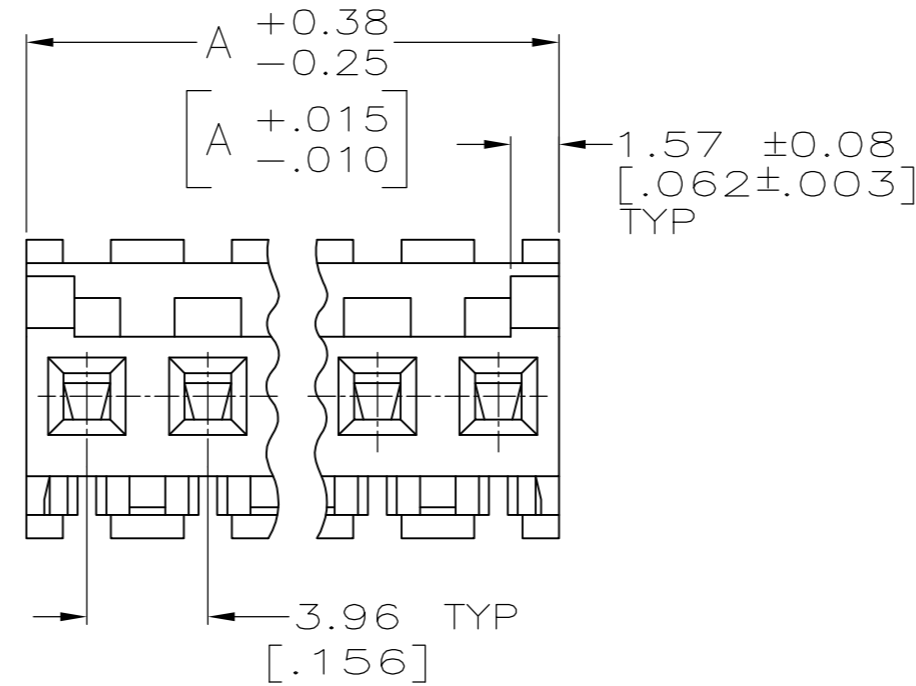
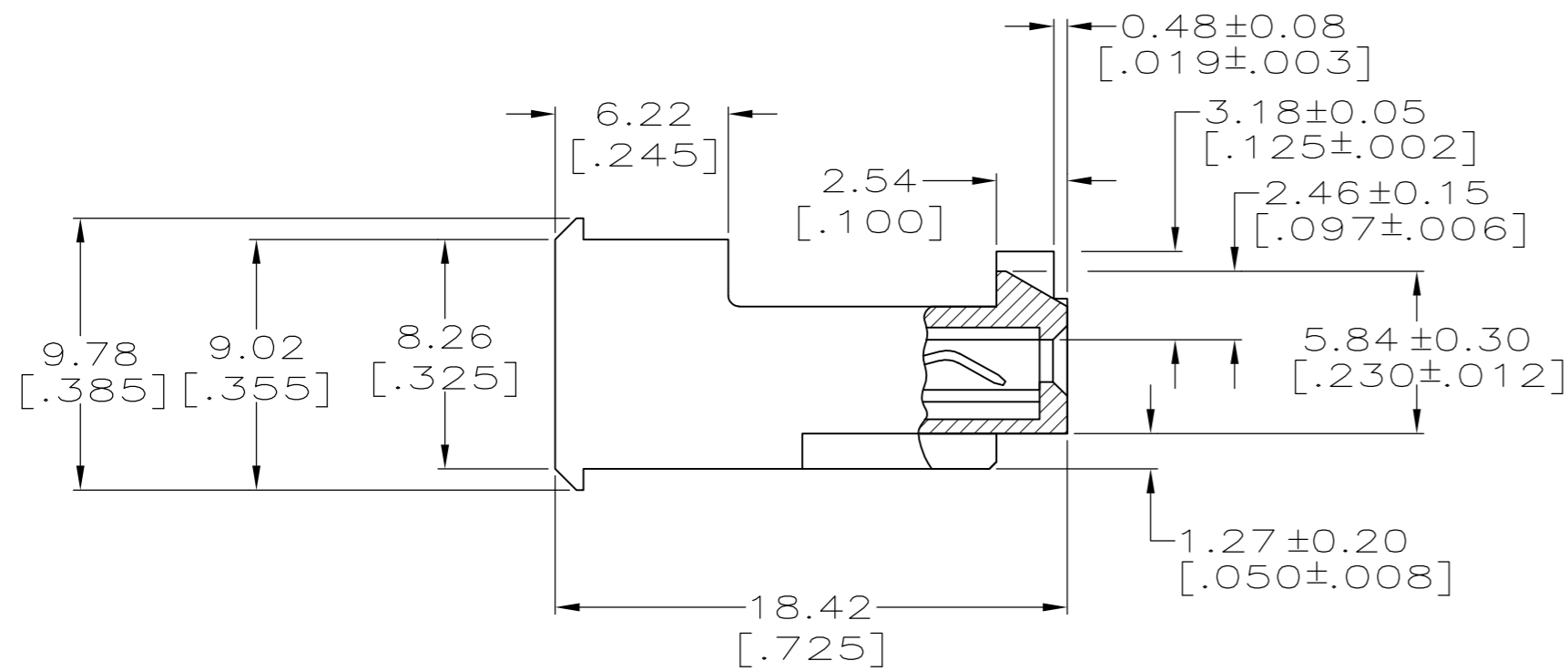
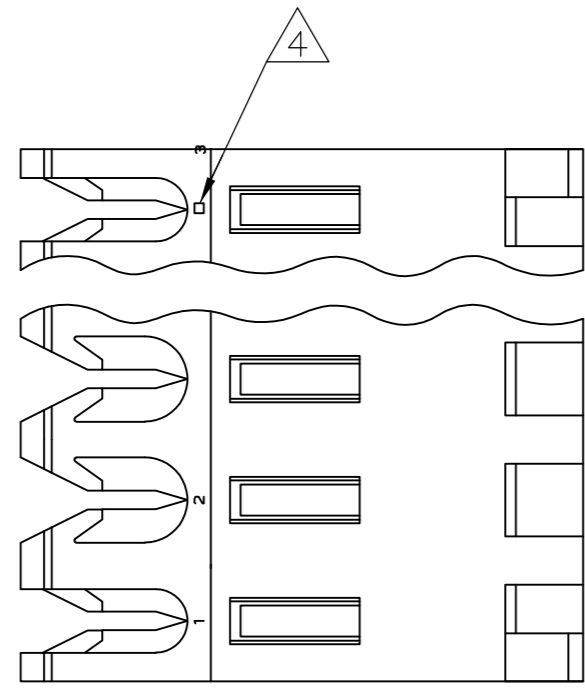


THIS DRAWING IS UNPUBLISHED. RELEASED FOR PUBLICATION
 © COPYRIGHT - By - TE CONNECTIVITY ALL RIGHTS RESERVED.

LOC	DIST	REVISIONS					
CM	00	P	LTR	DESCRIPTION	DATE	DWN	APVD
		J		REVISED PER ECR-20-000814	26MAY2020	PC	SW



1 MATERIAL:
 CONNECTOR - NYLON UL94V-2 (ORANGE).
 CONTACTS - 0.30[.012] THICK COPPER ALLOY.
 PLATING - 0.00076[.000030] GOLD THK OR 0.00008[.000003] MIN THK GOLD FLASH OVER 0.00068[.000027] THK PALLADIUM NICKEL, PER TE CONNECTIVITY'S DISCRETION. IN CONTACT AREA.
 0.00203[.000080] MIN THICKNESS MATTE TIN IN SLOT AREA FOR 647479-2 THRU 1-647479-2 OR MATTE WHISKER MITIGATED TIN IN SLOT AREA FOR 3-647479-2 THRU 5-647479-4 OVER NICKEL UNDERPLATE.

2 CONTACTS ACCEPT 18 AWG WIRE WITH 2.41[.095] MAX INSULATION DIAMETER.

3 CONTACTS MUST ACCEPT 1.14 0.03[.045] POST AND REMAIN LOCKED IN POSITION.

4 IDENTIFICATION NUMBER FOR LAST CIRCUIT MAY TIN-LEADT APPEAR ON ALL ASSEMBLIES.

5 DIMENSIONS IN BRACKETS ARE IN INCHES.

6 HOUSING FEATURES ARE: FEED-THRU WITH LOCKING RAMP AND POLARIZING TAB.

7 OBSOLETE PARTS: OBSOLETE CIS STREAMLINING PER D.RENAUD/D.SINISI

FINISH	DIM A	NO. OF CIRCUITS	PART NO.
TIN	47.55[1.872]	12	4-647479-2
TIN	43.59[1.716]	11	4-647479-1
TIN	39.62[1.560]	10	4-647479-0
TIN	35.66[1.404]	9	3-647479-9
TIN	31.70[1.248]	8	3-647479-8
TIN	27.74[1.092]	7	3-647479-7
TIN	23.77[.936]	6	3-647479-6
TIN	19.81[.780]	5	3-647479-5
TIN	15.85[.624]	4	3-647479-4
TIN	11.89[.468]	3	3-647479-3
TIN	7.92[.312]	2	3-647479-2
OBSOLETE	TIN 47.55[1.872]	12	1-647479-2
7	SUPERSEDED TIN-LEAD 43.59[1.716]	11	1-647479-1
7	OBSOLETE TIN 39.62[1.560]	10	1-647479-0
7	SUPERSEDED TIN-LEAD 35.66[1.404]	9	647479-9
7	SUPERSEDED TIN-LEAD 31.70[1.248]	8	647479-8
7	SUPERSEDED TIN-LEAD 27.74[1.092]	7	647479-7
7	SUPERSEDED TIN-LEAD 23.77[.936]	6	647479-6
OBSOLETE	TIN 19.81[.780]	5	647479-5
OBSOLETE	TIN 15.85[.624]	4	647479-4
OBSOLETE	TIN 11.89[.468]	3	647479-3
OBSOLETE	TIN 7.92[.312]	2	647479-2

THIS DRAWING IS A CONTROLLED DOCUMENT.		DWN K. WHITAKER 15-MAR-04		
DIMENSIONS: mm [INCHES]		CHK D. BOSSI 15-MAR-04		
TOLERANCES UNLESS OTHERWISE SPECIFIED:		APVD D. BOSSI 15-MAR-04	NAME	
0 PLC ± -		PRODUCT SPEC	MTA-156 CONNECTOR ASSEMBLY, 18 AWG, STANDARD	
1 PLC ± -		108-1051	SIZE	CAGE CODE
2 PLC ± -		APPLICATION SPEC	A2	00779
3 PLC ± -		114-1020	DRAWING NO	RESTRICTED TO
4 PLC ± -		WEIGHT	C=647479	-
ANGLES ± -		CUSTOMER DRAWING	SCALE	SHEET
FINISH 1			4:1	1 of 1
			REV	J