© – TE Connectivity. All Rights Reserved.

REVISIONS					
P	LTR	DESCRIPTION	DATE	DWN	APVD
	B	REVISED PER ECR-23-173874	21JUL2023	AN	JP

1 UNIT ACCEPTS 1.14 [.045] SQUARE OR ROUND POST.

2 UNIT ACCEPTS STANDARD SL-156 CONTACTS.

3 UNIT ACCEPTS KEYING PLUG 640254-1 AND KEYING PIN 640255-1.

4 CIRCUIT I.D. NUMBER(S) TO BE LOCATED SEQUENTIALLY AS SHOWN OR ONLY NO. 1 CIRCUIT PLACED ON TOP OF HOUSING.

5 DIMENSIONS IN BRACKETS ARE IN INCHES.

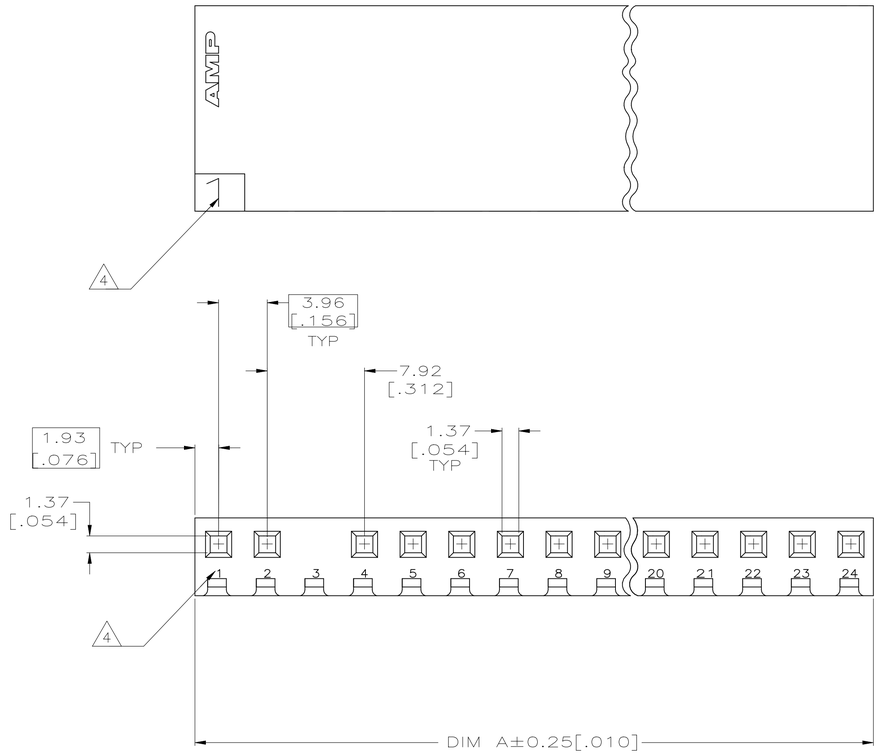

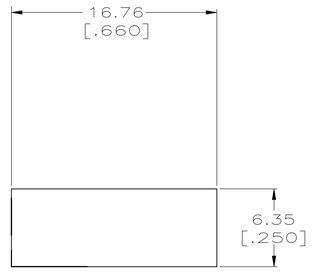

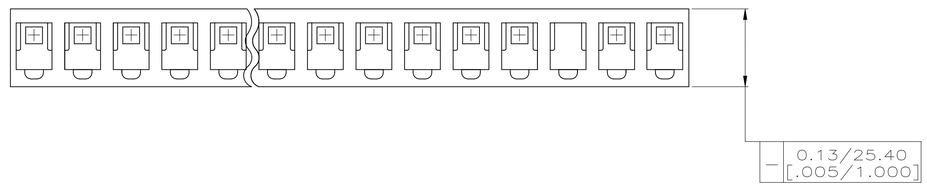

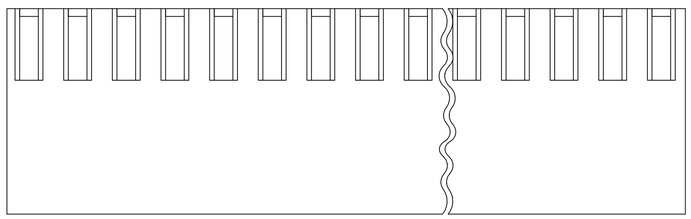

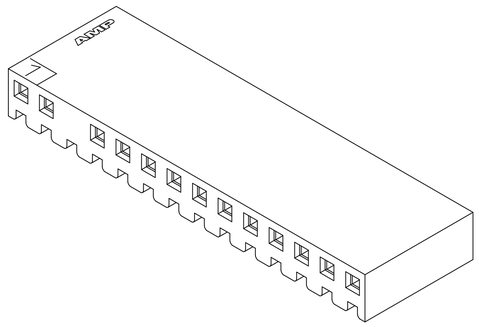

3-DIMENSIONAL MODEL
NTS

27.69 [1.090]	7	647370-7
DIM A	NO. OF CIRCUITS	PART NUMBER

THIS DRAWING IS A CONTROLLED DOCUMENT.

DIMENSIONS: mm [INCHES]

TOLERANCES UNLESS OTHERWISE SPECIFIED:
0 PLC ± –
1 PLC ± –
2 PLC ± –
3 PLC ± 0.13 [.005]
4 PLC ± –
ANGLES ± –

MATERIAL: NYLON, UL 94V-0

FINISH: –

DWN 14-JUN-2000 L. McEACHIN
CHK 14-JUN-2000 J. ELLIS
APVD 14-JUN-2000 J. ELLIS

PRODUCT SPEC –

APPLICATION SPEC –

WEIGHT –

TE Connectivity

NAME: SL-156 HOUSING, SPECIAL, CIRCUIT 3 BLOCKED, BLACK

SIZE	CAGE CODE	DRAWING NO	RESTRICTED TO
A1	00779	C-647370	–

CUSTOMER DRAWING | SCALE 4:1 | SHEET 1 OF 1 | REV B