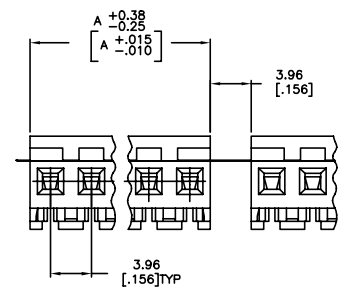
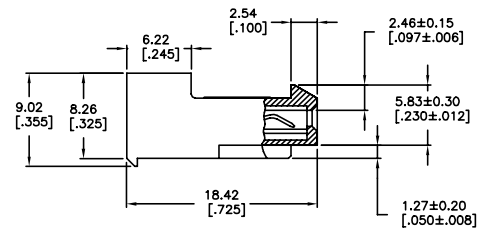
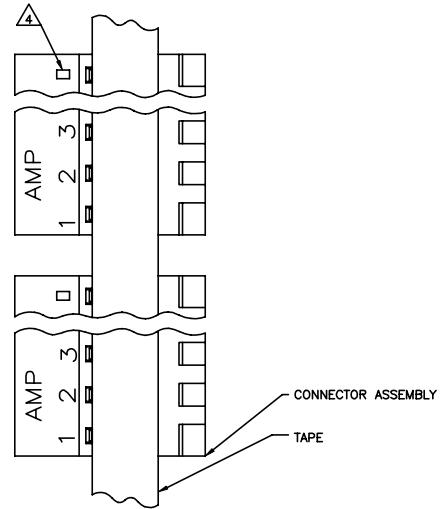


REVISONS		DATE	BY	APP
CM	54	28MAY2020	PC	SW
U		REVISED PER ECR-20-000814		



- 1 MATERIAL: CONTACTS - 0.30 [.012] THICK COPPER ALLOY BRIGHT TIN-LEAD 0.00203 [.000080] MIN THICK FOR CONTACTS 640472-2 THRU 2-640472-4 MATTE WHISKER MITIGATED TIN 0.00203 [.000080] MIN THICKNESS OVER NICKEL UNDERPLATE FOR CONTACTS 3-640472-2 THRU 5-640472-4
- 2 CONTACTS ACCEPT 18 AWG WIRE WITH 2.41 [.095] MAX INSULATION DIAMETER.
- 3 CONTACTS MUST ACCEPT 1.14±0.03 [.045±.001] SQUARE POST AND REMAIN LOCKED IN POSITION.
- 4 IDENTIFICATION NUMBER FOR LAST CIRCUIT MAY NOT APPEAR ON ALL ASSEMBLIES.
- 5 DIMENSIONS IN BRACKETS ARE IN INCHES.
- 6 HOUSING FEATURES ARE: CLOSED END WITH LOCKING RAMP.
- 7 OBSOLETE PARTS: OBSOLETE CIS STREAMLINING PER D.RENAUD/D.SINISI
- 8 OBSOLETE PARTS

95.10	[3.744]	24	5-640472-4
91.13	[3.588]	23	5-640472-3
87.17	[3.432]	22	5-640472-2
83.21	[3.276]	21	5-640472-1
79.25	[3.120]	20	5-640472-0
75.29	[2.964]	19	4-640472-9
71.32	[2.808]	18	4-640472-8
67.36	[2.652]	17	4-640472-7
63.40	[2.496]	16	4-640472-6
59.44	[2.340]	15	4-640472-5
55.47	[2.184]	14	4-640472-4
51.51	[2.028]	13	4-640472-3
47.55	[1.872]	12	4-640472-2
43.59	[1.716]	11	4-640472-1
39.62	[1.560]	10	4-640472-0
35.66	[1.404]	9	3-640472-9
31.70	[1.248]	8	3-640472-8
27.74	[1.092]	7	3-640472-7
23.77	[.936]	6	3-640472-6
19.81	[.780]	5	3-640472-5
15.85	[.624]	4	3-640472-4
11.89	[.468]	3	3-640472-3
7.92	[.312]	2	3-640472-2

△	SUPERSEDED BY 5-640472-4	95.10	[3.744]	24	2-640472-4
△	SUPERSEDED BY 5-640472-3	91.13	[3.588]	23	2-640472-3
△	SUPERSEDED BY 5-640472-2	87.17	[3.432]	22	2-640472-2
△	SUPERSEDED BY 5-640472-1	83.21	[3.276]	21	2-640472-1
△	SUPERSEDED BY 5-640472-0	79.25	[3.120]	20	2-640472-0
△	SUPERSEDED BY 4-640472-9	75.29	[2.964]	19	1-640472-9
△	SUPERSEDED BY 4-640472-8	71.32	[2.808]	18	1-640472-8
△	SUPERSEDED BY 4-640472-7	67.36	[2.652]	17	1-640472-7
△	SUPERSEDED BY 4-640472-6	63.40	[2.496]	16	1-640472-6
△	SUPERSEDED BY 4-640472-5	59.44	[2.340]	15	1-640472-5
△	SUPERSEDED BY 4-640472-4	55.47	[2.184]	14	1-640472-4
△	SUPERSEDED BY 4-640472-3	51.51	[2.028]	13	1-640472-3
△	SUPERSEDED BY 4-640472-2	47.55	[1.872]	12	1-640472-2
△	SUPERSEDED BY 4-640472-1	43.59	[1.716]	11	1-640472-1
△	SUPERSEDED BY 4-640472-0	39.62	[1.560]	10	1-640472-0
△	SUPERSEDED BY 3-640472-9	35.66	[1.404]	9	640472-9
△	SUPERSEDED BY 3-640472-8	31.70	[1.248]	8	640472-8
△	SUPERSEDED BY 3-640472-7	27.74	[1.092]	7	640472-7
△	SUPERSEDED BY 3-640472-6	23.77	[.936]	6	640472-6
△	SUPERSEDED BY 3-640472-5	19.81	[.780]	5	640472-5
△	SUPERSEDED BY 3-640472-4	15.85	[.624]	4	640472-4
△	SUPERSEDED BY 3-640472-3	11.89	[.468]	3	640472-3
△	SUPERSEDED BY 3-640472-2	7.92	[.312]	2	640472-2

THIS DRAWING IS A CONTROLLED DOCUMENT.		DESIGNED BY: J. LEWIS 12-2-21	DATE: 12-2-21	TE Connectivity	
DRAWN BY: J. LEWIS 12-2-21		CHECKED BY: J. LEWIS 12-2-21	DATE: 12-2-21	TE Connectivity	
DIMENSIONS: mm (INCHES)		DESIGNED BY: J. LEWIS 12-2-21	DATE: 12-2-21	TE Connectivity	
MATERIAL: BRIGHT		DESIGNED BY: J. LEWIS 12-2-21	DATE: 12-2-21	TE Connectivity	
FINISH: BRIGHT		DESIGNED BY: J. LEWIS 12-2-21	DATE: 12-2-21	TE Connectivity	
SCALE: 4:1		DESIGNED BY: J. LEWIS 12-2-21	DATE: 12-2-21	TE Connectivity	
SHEET 1 OF 1		DESIGNED BY: J. LEWIS 12-2-21	DATE: 12-2-21	TE Connectivity	