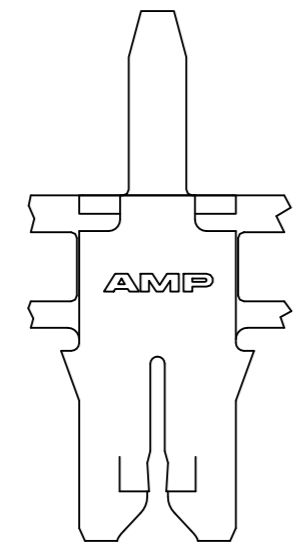
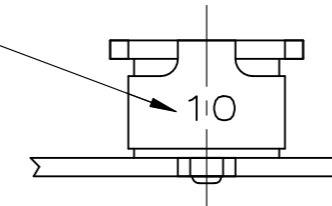


P	LTR	DESCRIPTION	DATE	DWN	APVD
D7		REVISED PER ECR-24-200784	28FEB2024	PS	TD

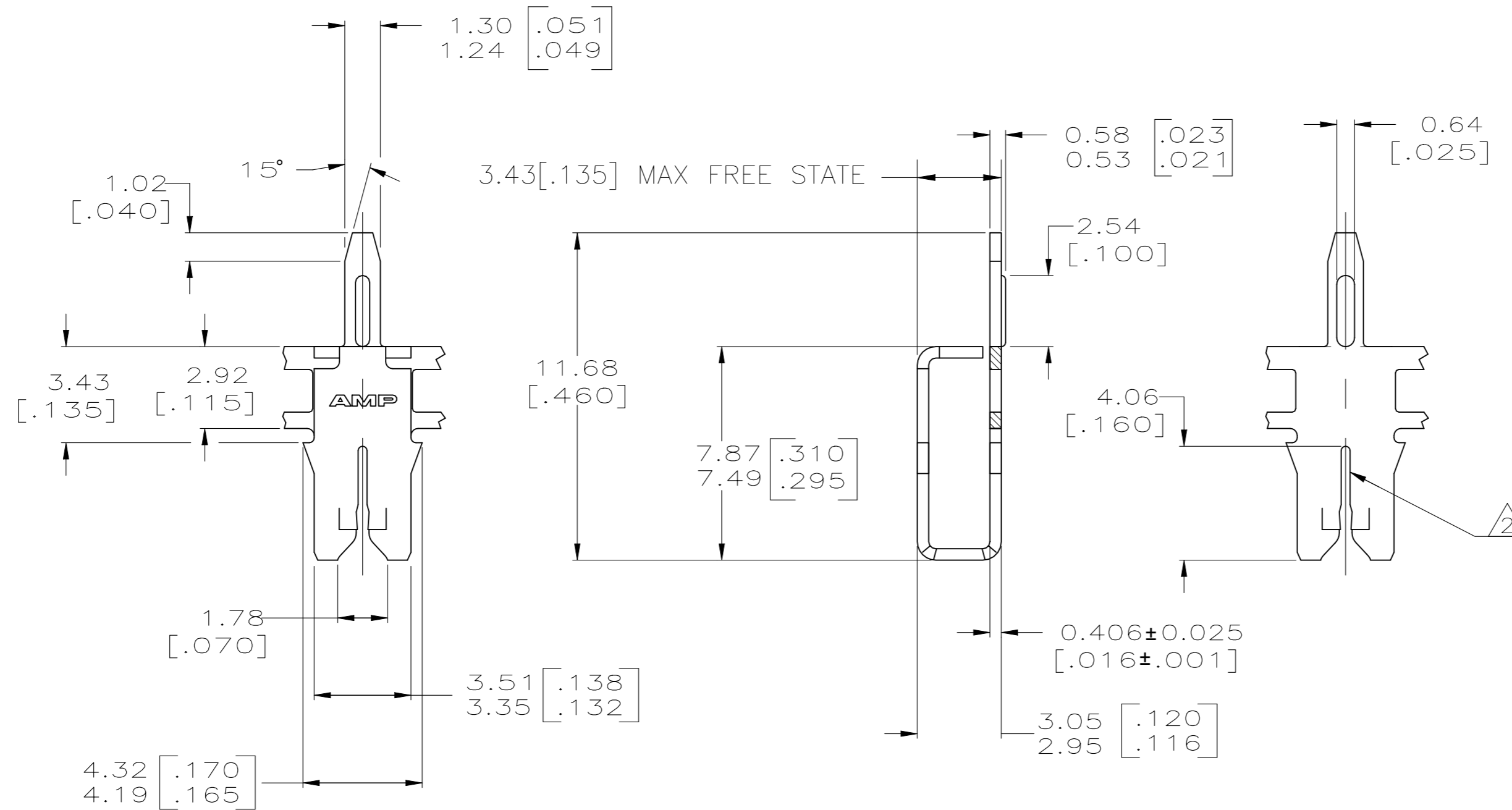


FOR 63659-4

IDENTIFICATION NUMBER 10 FOR MAGNET WIRE RANGE



- 1 CONTINUOUS STRIP ON REELS WITH TERMINALS LOCATED ON 5.59 [.220] CENTERS.
- 2 SLOT TERMINATES EITHER A SINGLE OR DOUBLE MAGNET WIRES OF THE SAME TYPE AND SIZE, COPPER RANGE: 0.36-0.57mm [#27-#23] AWG, ALUMINUM RANGE: 0.51-0.65mm [#24-#22] AWG.
- 3 0.001016 [.000040] MIN TIN OVER 0.00127 [.000050] MIN NICKEL UNDERPLATE



WITHOUT	3	BRASS	63659-4
WITH	3	BRASS	63659-1
DIMPLE	FINISH	MATERIAL	PART NUMBER
THIS DRAWING IS A CONTROLLED DOCUMENT.		DWN MICHAEL S. FEHER 8/14/92	
DIMENSIONS: MM [INCHES]		CHK PHILLIP M. FORTNEY 8/18/92	
TOLERANCES UNLESS OTHERWISE SPECIFIED:		APVD -	NAME POST, SOLDER, MAG-MATE
0 PLC ± -		PRODUCT SPEC 108-2012	SIZE A2
1 PLC ± -		APPLICATION SPEC 114-2046	CAGE CODE 00779
2 PLC ± 0.25 [.010]		WEIGHT 0.21 GR	DRAWING NO C-63659
3 PLC ± -		MATERIAL SEE TABLE	RESTRICTED TO -
4 PLC ± -		FINISH SEE TABLE	SCALE 6:1
ANGLES ± 1°		CUSTOMER DRAWING	SHEET 1 OF 1
		REV D7	