

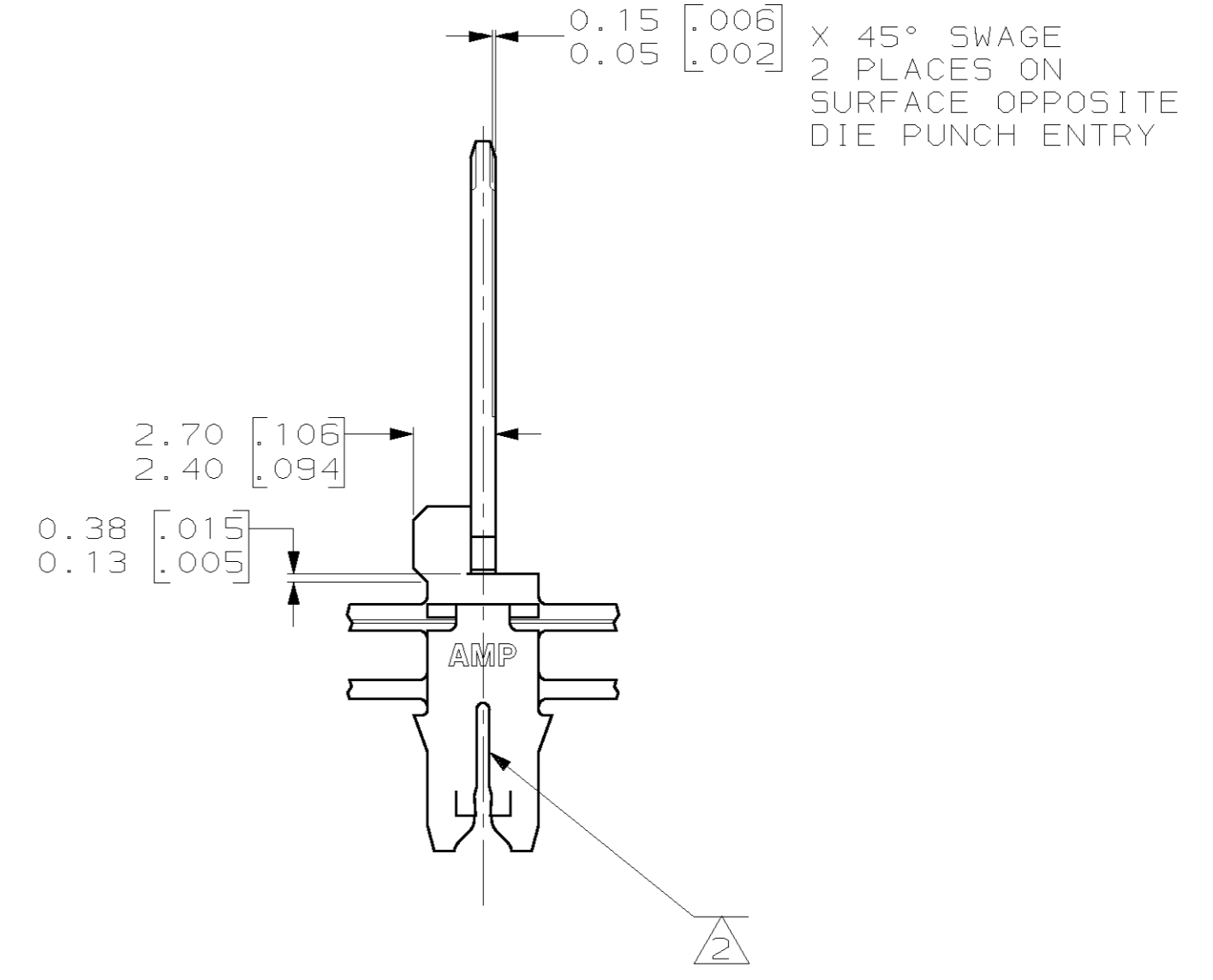
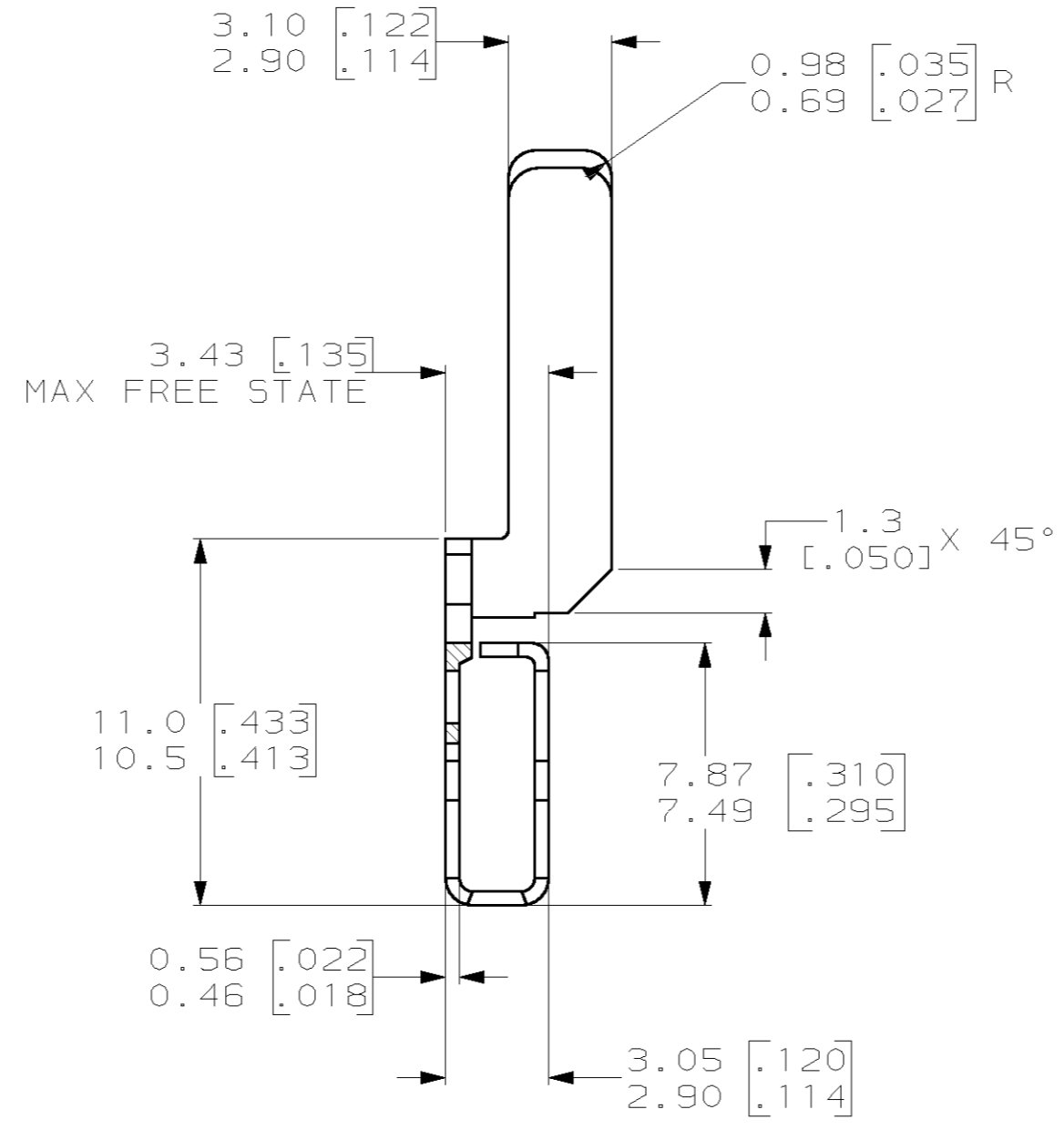
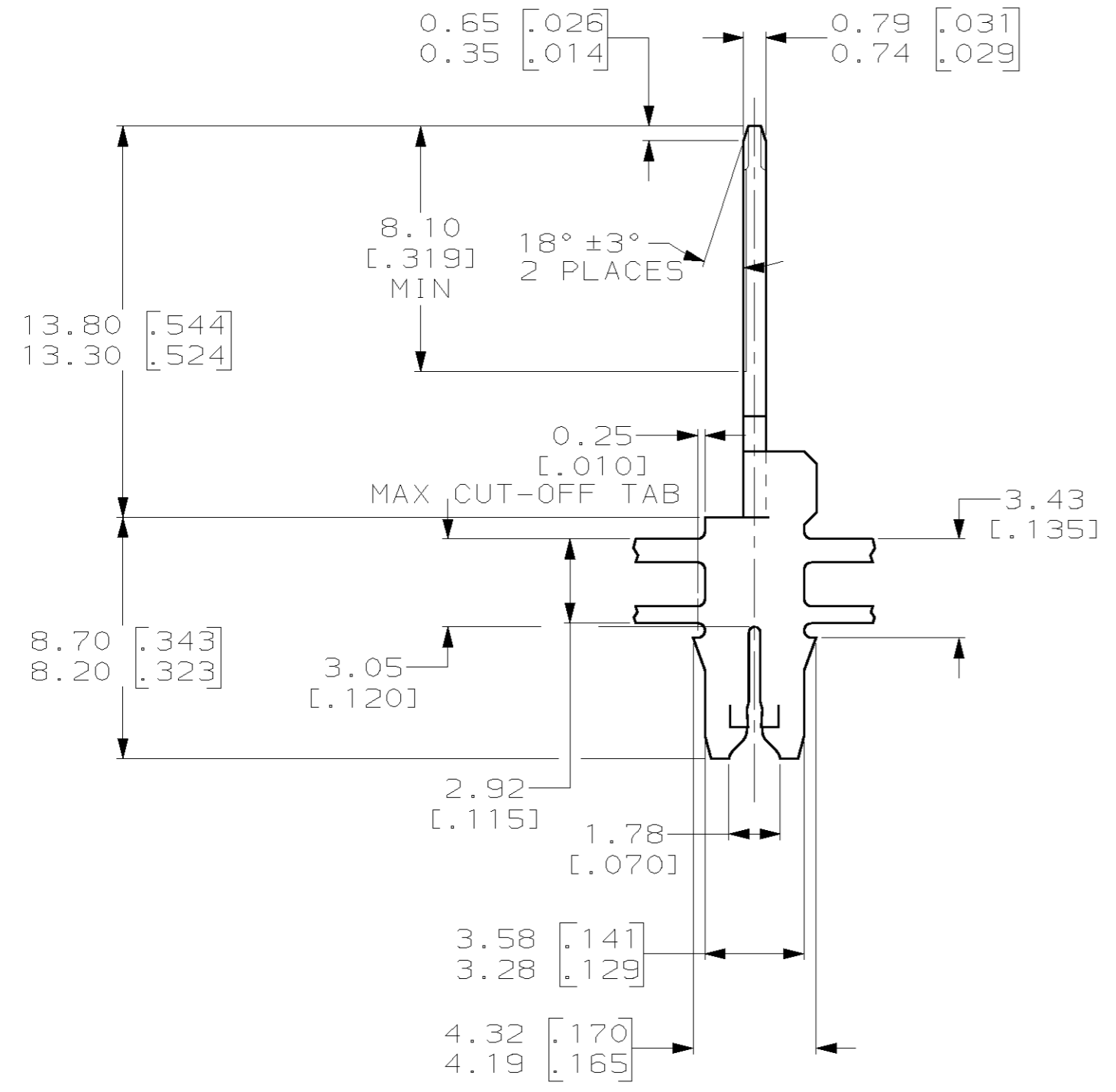
THIS DRAWING IS UNPUBLISHED. RELEASED FOR PUBLICATION .19
 © COPYRIGHT 19 BY AMP INCORPORATED. ALL RIGHTS RESERVED.

LOC		DIST		REVISIONS			
P	LTR	DESCRIPTION	DATE	DWN	APVD		
AF	50	J	REDRAWN PER 0G3A-0196-00	22MAR00	MF	KR	

1 CONTINUOUS STRIP ON REELS WITH TERMINALS
 LOCATED ON 8.38±0.08 [.330±.003] CENTERS.
 2 SLOT ACCEPTS 0.86mm [#19.5] AWG COPPER MAGNET WIRE



R0.51 MAX
 [.020]



63216-1
 PART NUMBER

THIS DRAWING IS A CONTROLLED DOCUMENT.		DWN MICHAEL S. FEHER 22MAR2000	AMP Incorporated Harrisburg, PA 17105-3608	
DIMENSIONS: mm [INCHES]		CHK KURT A. RANDOLPH 22MAR2000	AMP	
TOLERANCES UNLESS OTHERWISE SPECIFIED:		APVD KURT A. RANDOLPH 22MAR2000	TAB, 3.00 [.118] CONNECTING, SPECIAL, 300 SERIES MAG-MATE™	
0 PLC ±- 1 PLC ±- 2 PLC ±- 3 PLC ±0.25 [.010] 4 PLC ±- ANGLES ±-		PRODUCT SPEC 108-2012	SIZE A2	CAGE CODE 00779
MATERIAL 4M PRE-MILLED BRASS		APPLICATION SPEC 114-2046	DRAWING NO 63216	RESTRICTED TO -
FINISH 0.002032 [.000080] MIN TIN PLATE		WEIGHT -	SCALE 5:1	SHEET 1 OF 1
		CUSTOMER DRAWING	REV J	