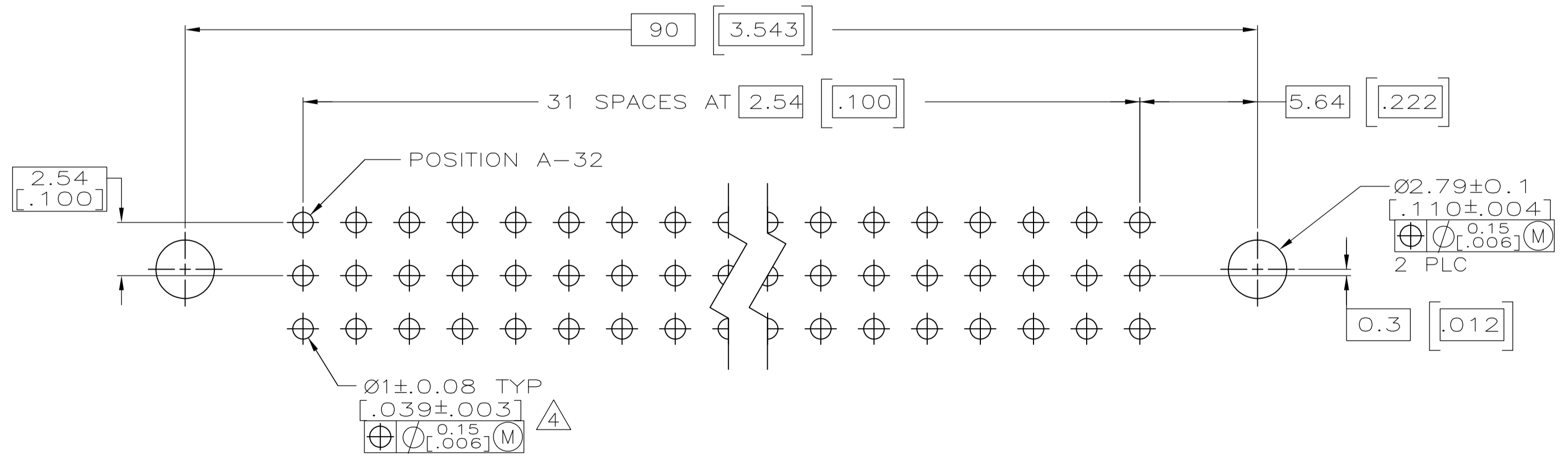
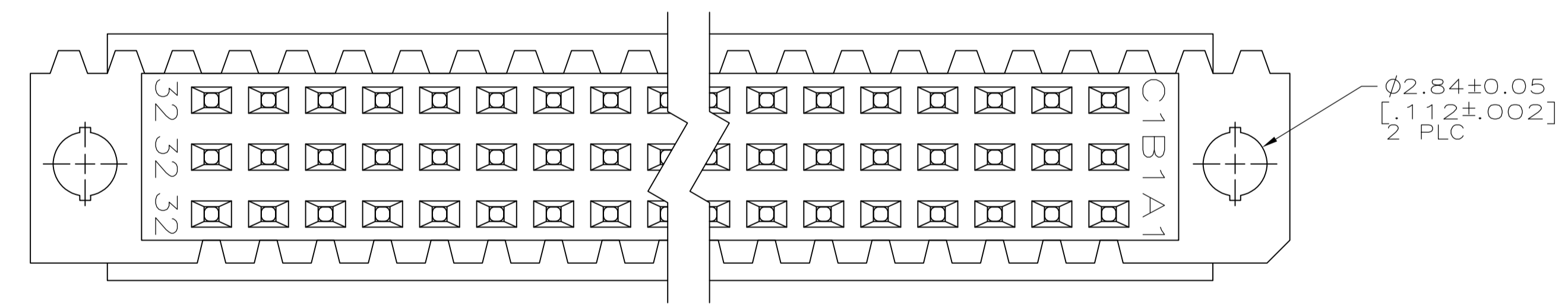
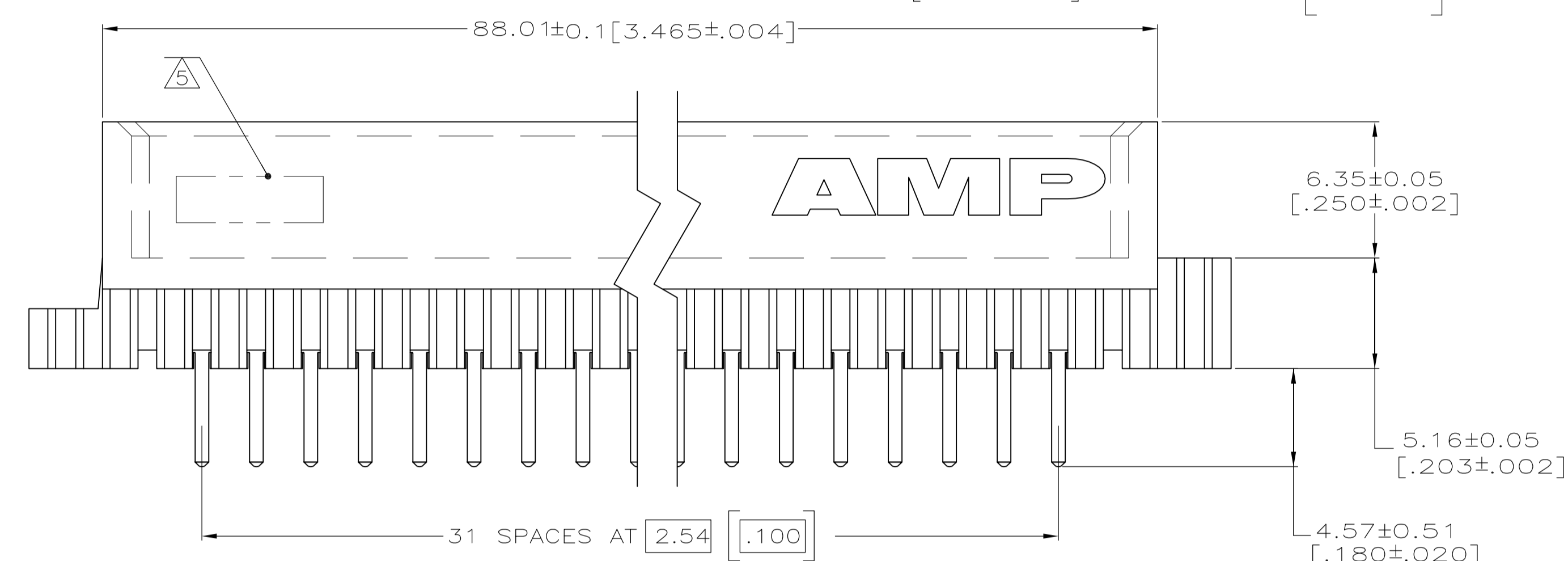
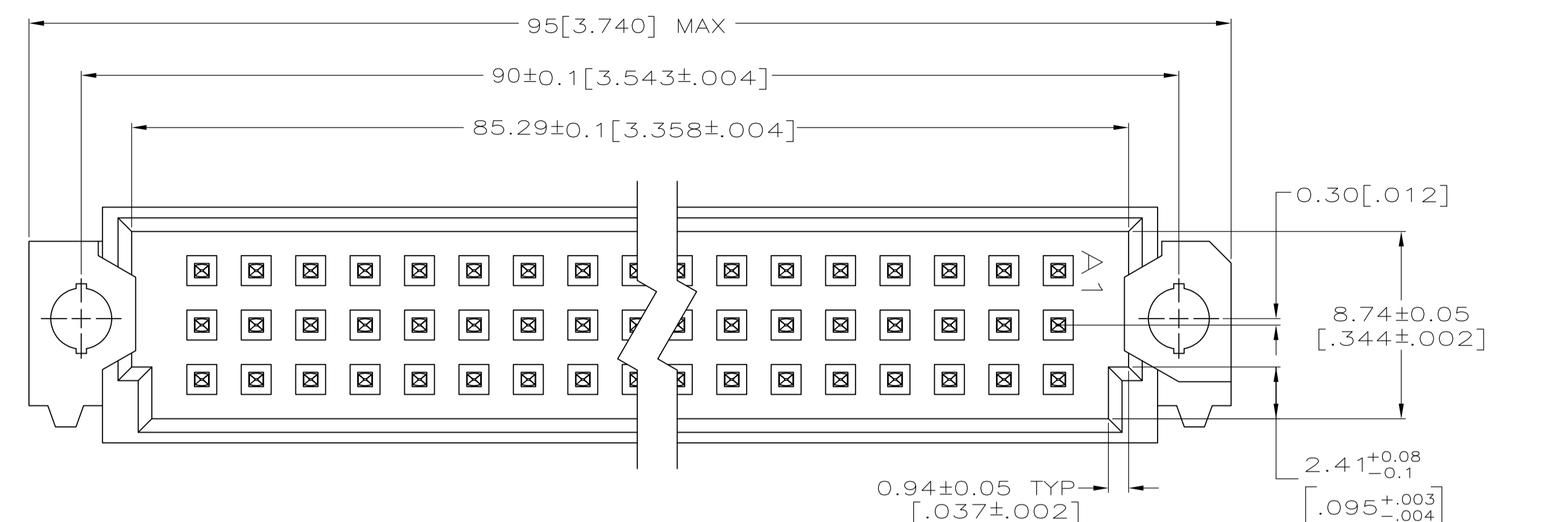
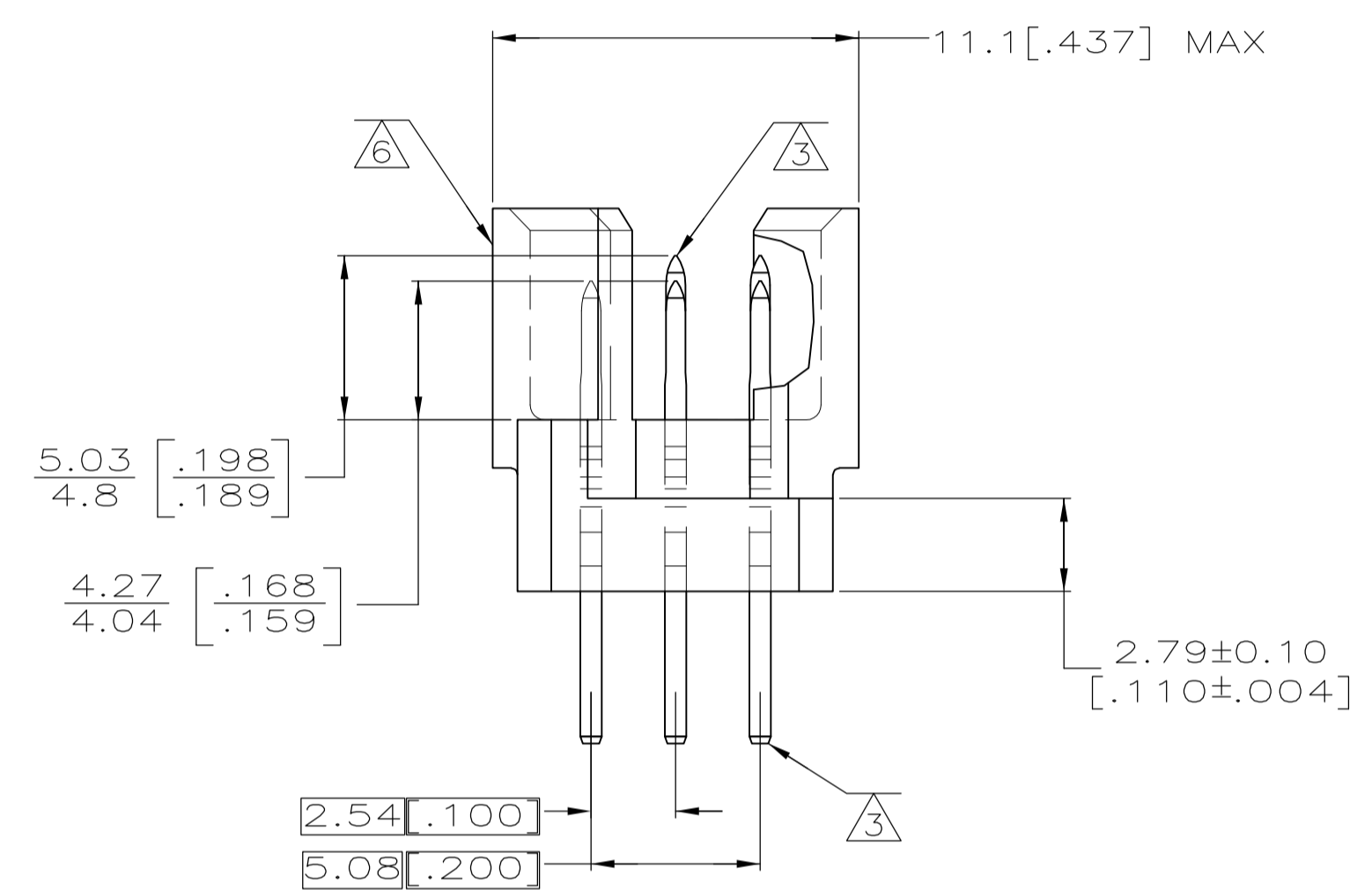


LOC		DIST		REVISIONS			
AD	25	REV	DATE	DESCRIPTION	DATE	BY	APPV
		01	22AUG07	REVISED PER ECO-07-018883		DH	DB
		02	10NOV09	REVISED PER ECO-09-024927		KK	AEG



- 1 HOUSING MATERIAL: GLASS-FILLED POLYMER.
- 2 POST MATERIAL: COPPER ALLOY.
- 3 POST FINISH: DIN 41612 CLASS 2 IN CONTACT AREA. TIN PLATE ON POSTS.
- 4 RECOMMENDED HOLE SIZE FOR MANUAL APPLICATION OF CONNECTOR ONTO PC BOARD.
- 5 [PART NUMBER, DATE CODE] MARKED THIS APPROXIMATE AREA.
- 6 MARKING ON THIS SIDE.
- 7 OBSOLETE PARTS: OBSOLETE CIS STREAMLINING PER D.RENAUD/D.SINISI



POSITIONS LOADED WITH	POSITIONS LOADED WITH	ROWS	NO. OF LOADED POSITION	ASSY PART NUMBER
1,2,28-30	3-27,31,32	C	32	-5536744-9-
1,2,28-30	3-27,31,32	B	32	
1,2,28-30	3-27,31,32	A	32	
NONE	1-32	C	32	5536744-1
NONE	NONE	B	0	
2,4,7,8	1,3,5,6,9-32	A	32	
POSITIONS LOADED WITH 4.93[.194] CONTACTS	POSITIONS LOADED WITH 4.16[.164] CONTACTS			

THIS DRAWING IS A CONTROLLED DOCUMENT.

DIMENSIONS: mm [INCHES]	TOLERANCES UNLESS OTHERWISE SPECIFIED:	DRAWING NO. A100779	SCALE 5:1
0 PLC ± -	1 PLC ± -	CAGE CODE	SHEET 1 OF 1
2 PLC ± 0.13[.005]	3 PLC ± -	DRAWING NO. C=5536744	REV 02
4 PLC ± -	ANGLES ± -	CUSTOMER DRAWING	

APPROVED: A. SHARPE
 Tyco Electronics Corporation
 Harrisburg, PA 17105-3608