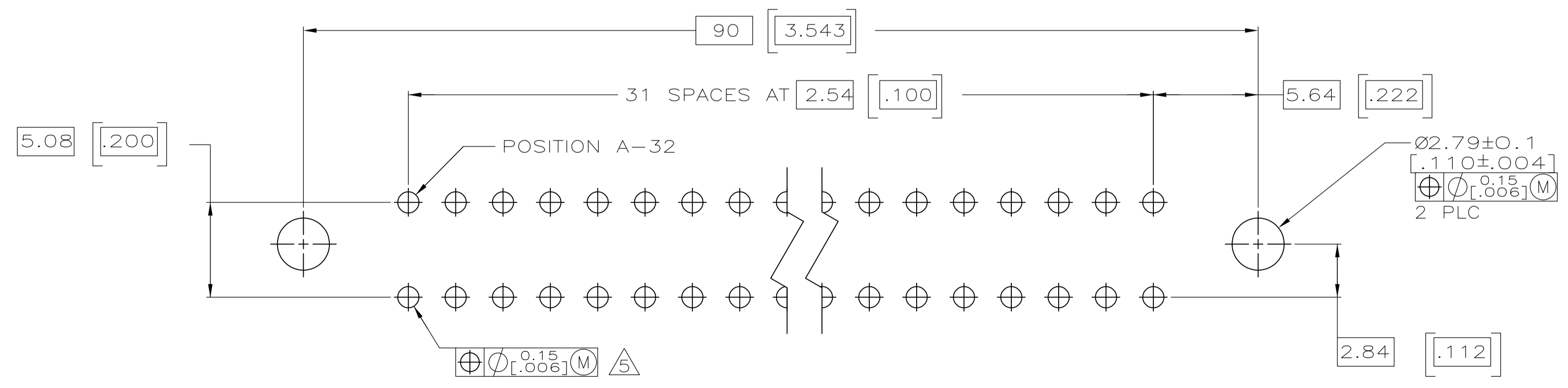
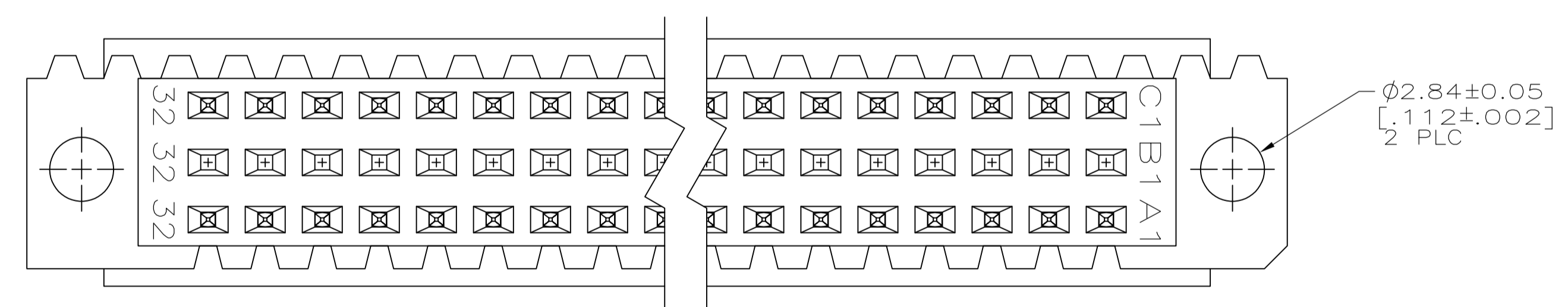
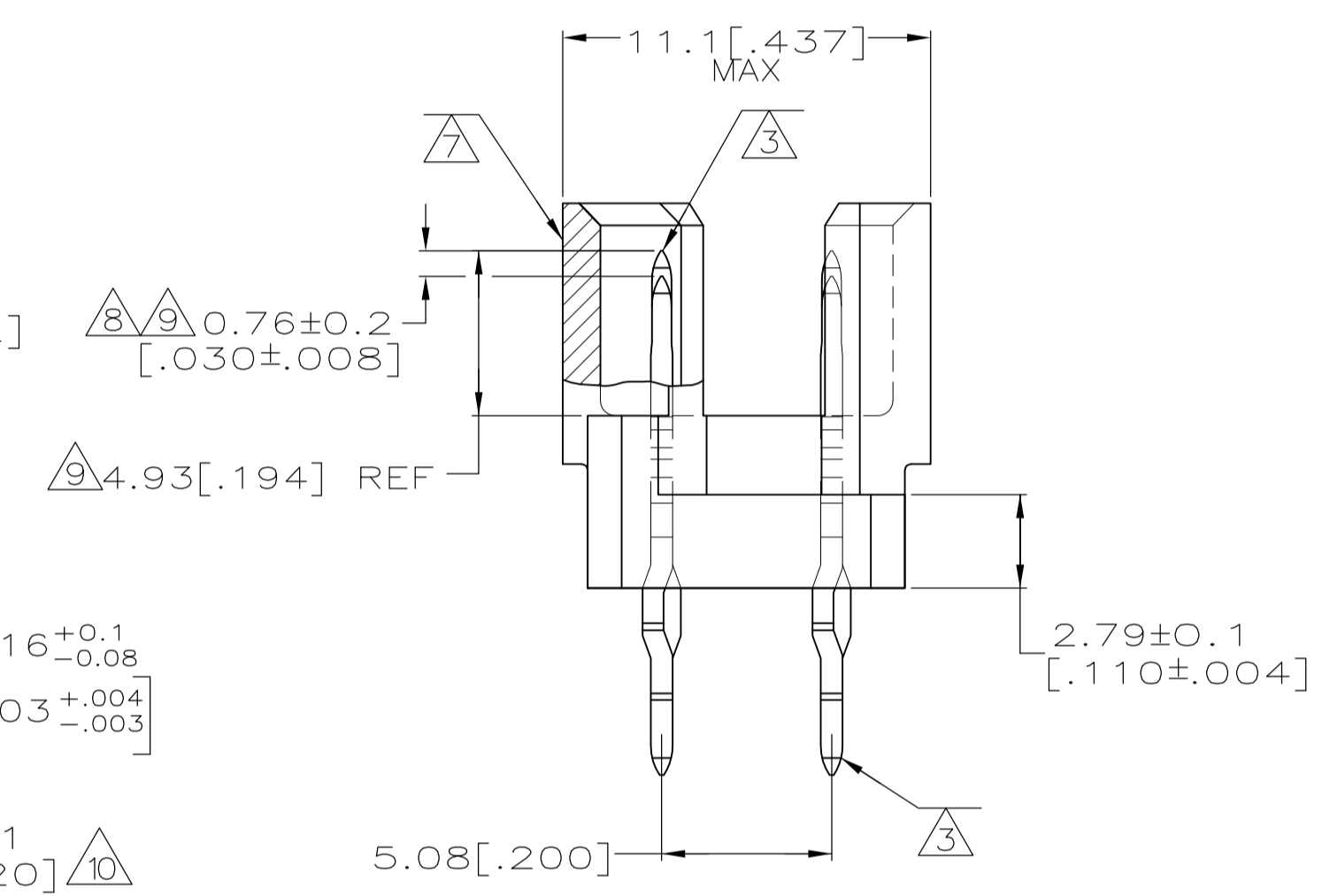
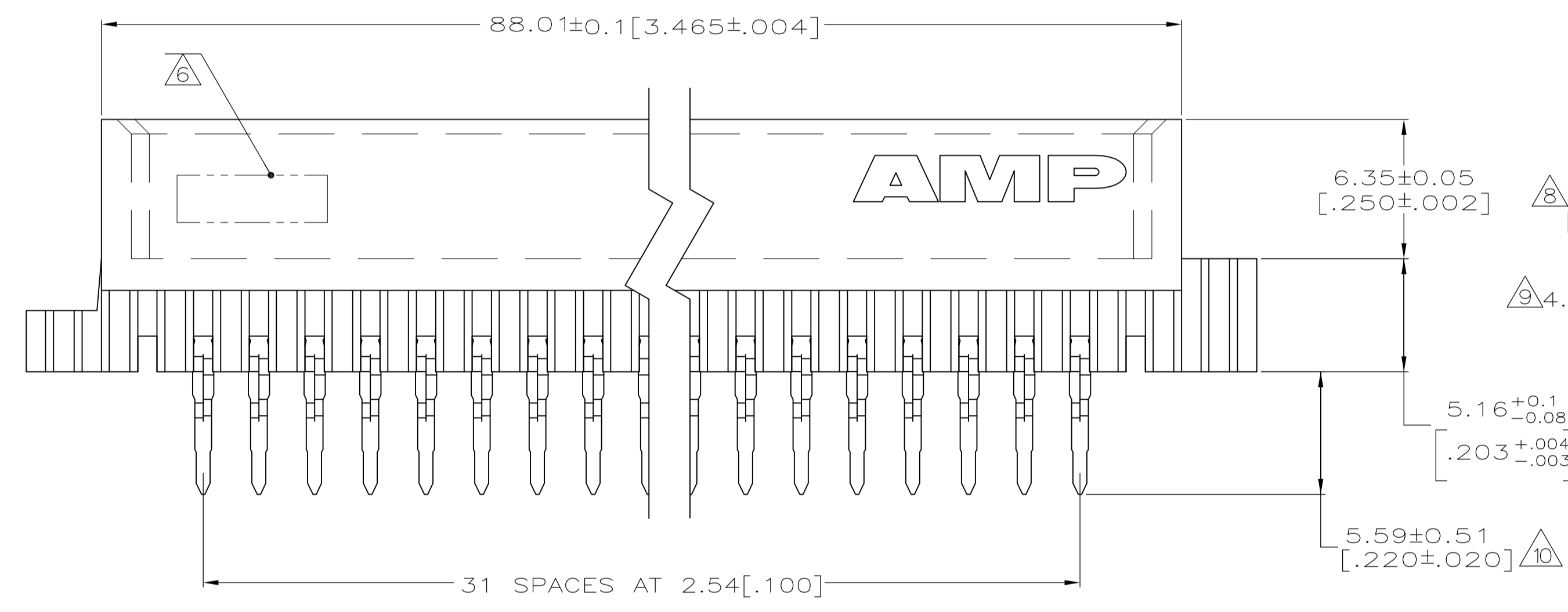
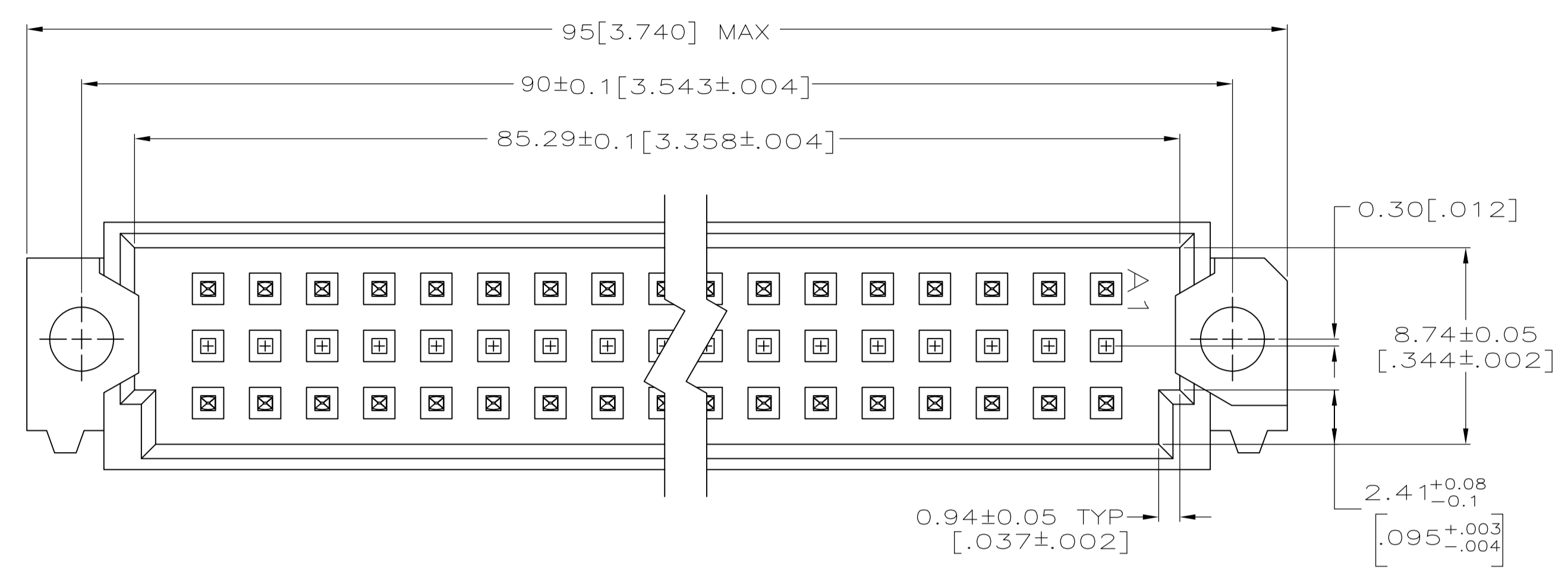


- 1 HOUSING MATERIAL: GLASS-FILLED POLYMER.
- 2 POST MATERIAL: COPPER ALLOY.
- 3 POST FINISH: DIN 41612 CLASS 2 IN CONTACT AREA. TIN PLATE ON POSTS.
- 4. FOR 1.57[.062] THICK PC BOARD APPLICATIONS, USE SEATING TOOL 768211-2. PROGRAMMABLE SEATING TOOL 768216-2 WITH PUSH PINS FOR MAKE FIRST CONTACTS ONLY, CAN ALSO BE USED.
- 5 PC BOARD HOLES REQUIRED FOR ACTION PIN CONTACTS ARE 1.151[.0453] DRILL DIAMETER PLATED THROUGH WITH 0.02-.08[.001-.003] COPPER AND 0.008[.0003] MINIMUM TIN-LEAD PLATING. FINISHED HOLE AFTER PLATING, 0.94-1.09[.037-.043] DIAMETER.
- 6 PART NUMBER, DATE CODE MARKED THIS APPROXIMATE AREA.
- 7 MARKING ON THIS SIDE.
- 8 FOR "MFL" APPLICATIONS, A 2.36[.093] MINIMUM THICK PC BOARD IS REQUIRED. PROGRAMMABLE SEATING TOOL 768216-2 MUST BE USED.
- 9 TO BE 4.16[.164] REF FOR LAST MAKE PINS AFTER SEATING. POST LENGTH DIFFERENCE BETWEEN SHORT AND LONG PINS TO BE 0.76±0.2[.030±.008] AFTER SEATING.
- 10 THIS DIMENSION WILL BE 6.35±0.51[.250±.020] AFTER SEATING FOR PINS WITH 4.17[.164] REF MATING POST.



1-32	X	-	X	64	5536098-5
POSITIONS LOADED	C	B	A	NO. OF LOADED	ASSY PART NUMBER
	ROWS LOADED				

THIS DRAWING IS A CONTROLLED DOCUMENT.

DIMENSIONS: mm [INCHES]	TOLERANCES UNLESS OTHERWISE SPECIFIED:	DIN J. POLIGNONE	OSMAYOS
0 PLC ± -	1 PLC ± -	OSMAYOS	OSMAYOS
2 PLC ± -	3 PLC ± 0.1[.005]	A. SHARPE	OSMAYOS
4 PLC ± -	ANGLES ± -	A. SHARPE	OSMAYOS

STE TE Connectivity

ASSEMBLY, PIN, EUROCARD, TYPE R, A and C, 64/96 POSITION, 6.35[.250] PRESS-FIT POSTS, PROGRAMMABLE

SIZE: A1 00779 C=5536098

CUSTOMER DRAWING SCALE: 5:1 SHEET: 1 OF 1 REV: A