

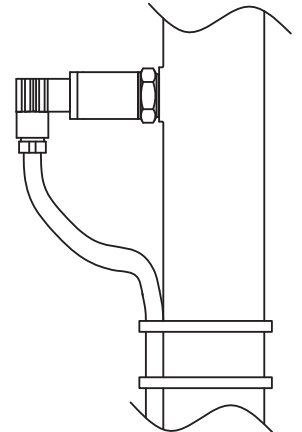
# PRESSURE TRANSDUCER INSTALLATION MANUAL



## Wiring Connection

## ⚠ Precautions

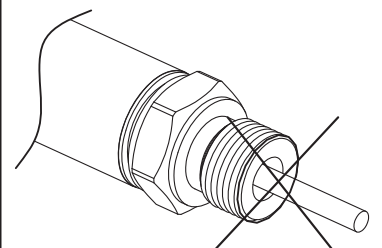
Before installation, please verify that the product matches its intended use, especially the pressure fitting, pressure range, electrical specification and connection.



Can be mounted horizontal or vertical, with pressure port facing downwards. Plug the cable facing downwards to prevent water collection in the cable entry.

Mount transducer before fasten the cable to prevent cable twisting.

Sensitive diaphragm inside. Do not stick anything into the pressure port.



Connection type	Current Output	Voltage Output
<b>BAYONET CONNECTOR</b> 	<p>Pin A: +Supply Pin B: +Supply Other Pins: NC.</p>	<p>Pin A: +Supply Pin B: +Output Pin C: Common Other Pins: NC.</p>
<b>PACKARD CONNECTOR</b> 	<p>Connection: code 4      code 9</p> <p>Pin A: +Supply Pin B: +Supply</p>	<p>Connection: code 4      code 9</p> <p>Pin A: +Supply Pin B: Common Pin C: +Output</p>
<b>CONNECTOR FORM C</b> 	<p>Pin 1: +Supply, Pin 2: +Supply Pin 3: NC, Pin 4: NC.</p>	<p>Pin 1: +Supply, Pin 2: +Output Pin 3: Common, Pin 4: NC.</p>
<b>CONNECTOR FORM A</b> 	<p>Pin 1: +Supply, Pin 2: +Supply, Pin 3: NC, Pin 4: NC.</p>	<p>Pin 1: +Supply, Pin 2: +Output, Pin 3: +Output, Pin 4: NC.</p>
<b>M12 CONNECTOR</b> 	<p>Pin 1: +Supply, Pin 2: NC, Pin 3: +Supply, Pin 4: NC.</p>	<p>Pin 1: +Supply, Pin 2: +Output, Pin 3: +Output, Pin 4: NC.</p>
<b>CABLE &amp; 1/2" NPT CONDUIT</b> 	<p>① Red +Supply      ② Black -Supply</p>	<p>① Red +Supply ② Black Common      ③ White +Output</p>
<b>AMP/TE CONNECTOR</b> 	<p>Pin 1: +Supply Pin 2: -Supply Pin 3: NC.</p>	<p>Pin 1: +Supply Pin 2: Common Pin 3: +Output</p>
<b>SUMITOMO HV040</b> 	<p>Pin 1: +Supply Pin 2: +Supply Pin 3: NC.</p>	<p>Pin 1: +Supply Pin 2: Common Pin 3: +Output</p>

### NOTES:

- ⚠ NC PINS ARE FOR FACTORY USE ONLY. CUSTOMER SHALL NOT USE THESE CONNECTIONS!
- TORQUE DEPENDS ON DIFFERENT PARAMETERS SUCH AS SEALING MATERIAL, MATING MATERIAL, THREAD LUBRICATION AND PRESSURE LEVEL. TFFT MEANS TURNS FROM FINGER TIGHT.
- FOR CABLE CONNECTION, THE DRAIN WIRE IS TERMINATED TO THE PRESSURE PORT INSIDE THE TRANSMITTER.
- CUSTOMERS ARE RECOMMENDED TO USE SHIELDED CABLE WHEN POSSIBLE FOR BEST SIGNAL STABILITY.
- THE "INSTRUCTIONS" MAY NOT BE ALL APPLICABLE TO CUSTOMER SPECIALS. BE CAUTIOUS ON THE DIFFERENCES ESPECIALLY WIRING.
- FOR MORE PRODUCT INFORMATION, PLEASE REFER TO OUR WEBSITE: [WWW.MEAS-SPEC.COM](http://WWW.MEAS-SPEC.COM)

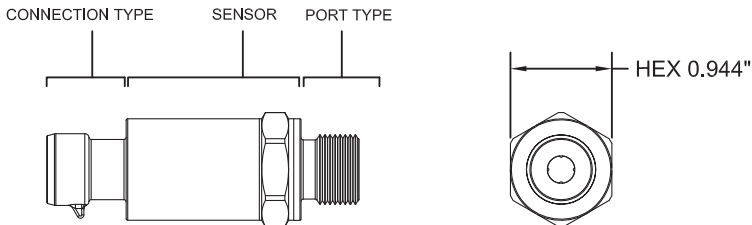
# PRESSURE TRANSDUCER INSTALLATION MANUAL



## 5200 & 5300 STANDARD TRANSDUCER MATRIX

MODEL NO. 2 SERIES: <b>M</b> <b>U</b>			<table border="1"> <tr><th>CODE</th><th>WETTED MAT'L</th></tr> <tr><td>0</td><td>17-4PH(M SERIES)</td></tr> <tr><td>0</td><td>316L (U SERIES)</td></tr> <tr><td>1</td><td>316L(M SERIES)</td></tr> </table>			CODE	WETTED MAT'L	0	17-4PH(M SERIES)	0	316L (U SERIES)	1	316L(M SERIES)	<table border="1"> <tr><th>CODE</th><th>NO SELECTION</th></tr> <tr><td>0</td><td>NO SELECTION</td></tr> <tr><td>1</td><td>OXYGEN CLEAN B40.1 LEVEL IV (ONLY FOR M SERIES)</td></tr> <tr><td>2</td><td>316L SS SNUBBER</td></tr> </table>			CODE	NO SELECTION	0	NO SELECTION	1	OXYGEN CLEAN B40.1 LEVEL IV (ONLY FOR M SERIES)	2	316L SS SNUBBER	<table border="1"> <tr><th>CODE</th><th>LABEL TYPE</th></tr> <tr><td>0</td><td>ADHESIVE LABEL</td></tr> <tr><td>1</td><td>LASER MARKING</td></tr> </table>			CODE	LABEL TYPE	0	ADHESIVE LABEL	1	LASER MARKING	<table border="1"> <tr><th>CODE</th><th>ACCURACY GRADE</th></tr> <tr><td>2</td><td>STANDARD</td></tr> <tr><td>3</td><td>UPGRADE</td></tr> </table>			CODE	ACCURACY GRADE	2	STANDARD	3	UPGRADE	<table border="1"> <tr><th>CODE</th><th>PRESSURE REF.</th></tr> <tr><td>G</td><td>GAUGE</td></tr> <tr><td>S</td><td>SEALED</td></tr> <tr><td>C</td><td>COMPOUND</td></tr> <tr><td>A</td><td>ABSOLUTE</td></tr> </table>			CODE	PRESSURE REF.	G	GAUGE	S	SEALED	C	COMPOUND	A	ABSOLUTE																																																																																						
CODE	WETTED MAT'L																																																																																																																																												
0	17-4PH(M SERIES)																																																																																																																																												
0	316L (U SERIES)																																																																																																																																												
1	316L(M SERIES)																																																																																																																																												
CODE	NO SELECTION																																																																																																																																												
0	NO SELECTION																																																																																																																																												
1	OXYGEN CLEAN B40.1 LEVEL IV (ONLY FOR M SERIES)																																																																																																																																												
2	316L SS SNUBBER																																																																																																																																												
CODE	LABEL TYPE																																																																																																																																												
0	ADHESIVE LABEL																																																																																																																																												
1	LASER MARKING																																																																																																																																												
CODE	ACCURACY GRADE																																																																																																																																												
2	STANDARD																																																																																																																																												
3	UPGRADE																																																																																																																																												
CODE	PRESSURE REF.																																																																																																																																												
G	GAUGE																																																																																																																																												
S	SEALED																																																																																																																																												
C	COMPOUND																																																																																																																																												
A	ABSOLUTE																																																																																																																																												
<table border="1"> <tr><th>CODE</th><th>OUTPUT SIGNAL</th><th>SUPPLY VOLTAGE</th></tr> <tr><td>3</td><td>0.5 TO 4.5 V Ratio-metric</td><td>5±0.25V Protected to 30V</td></tr> <tr><td>4</td><td>1 TO 5 V</td><td>8-30V</td></tr> <tr><td>5</td><td>4 TO 20 mA</td><td>9-30V</td></tr> <tr><td>6</td><td>0 TO 5 V</td><td>8-30V</td></tr> <tr><td>7</td><td>0 TO 10 V</td><td>15-30V</td></tr> <tr><td>8</td><td>1 TO 6 V</td><td>8-30V</td></tr> <tr><td>9</td><td>0.5 TO 4.5 V</td><td>M SERIES 5-30V</td></tr> <tr><td>9</td><td>0.5 TO 4.5 V</td><td>U SERIES 8-30V</td></tr> </table>			CODE	OUTPUT SIGNAL	SUPPLY VOLTAGE	3	0.5 TO 4.5 V Ratio-metric	5±0.25V Protected to 30V	4	1 TO 5 V	8-30V	5	4 TO 20 mA	9-30V	6	0 TO 5 V	8-30V	7	0 TO 10 V	15-30V	8	1 TO 6 V	8-30V	9	0.5 TO 4.5 V	M SERIES 5-30V	9	0.5 TO 4.5 V	U SERIES 8-30V	<table border="1"> <tr><th>CODE</th><th>CONNECTION TYPE</th></tr> <tr><td>1</td><td>CABLE 2 FT</td></tr> <tr><td>E</td><td>CABLE 3 FT</td></tr> <tr><td>2</td><td>CABLE 4 FT</td></tr> <tr><td>3</td><td>CABLE 10 FT</td></tr> <tr><td>4</td><td>PACKARD CONNECTOR A</td></tr> <tr><td>5</td><td>BAYONET CONNECTOR</td></tr> <tr><td>6</td><td>FORM C</td></tr> <tr><td>7</td><td>FORM A</td></tr> <tr><td>9</td><td>PACKARD CONNECTOR B</td></tr> <tr><td>D</td><td>M12 CONNECTOR</td></tr> <tr><td>M</td><td>CABLE 1 M</td></tr> <tr><td>N</td><td>CABLE 2 M</td></tr> <tr><td>P</td><td>CABLE 5 M</td></tr> <tr><td>R</td><td>CABLE 10 M</td></tr> <tr><td>A</td><td>AMP CONNECTOR</td></tr> <tr><td>S</td><td>SUMITOMO CONNECTOR</td></tr> <tr><td>C</td><td>1/2" NPT CONDUIT</td></tr> </table>			CODE	CONNECTION TYPE	1	CABLE 2 FT	E	CABLE 3 FT	2	CABLE 4 FT	3	CABLE 10 FT	4	PACKARD CONNECTOR A	5	BAYONET CONNECTOR	6	FORM C	7	FORM A	9	PACKARD CONNECTOR B	D	M12 CONNECTOR	M	CABLE 1 M	N	CABLE 2 M	P	CABLE 5 M	R	CABLE 10 M	A	AMP CONNECTOR	S	SUMITOMO CONNECTOR	C	1/2" NPT CONDUIT	<table border="1"> <tr><th>CODE</th><th>PRESSURE PORT TYPE</th><th>RECOMMENDED TORQUE (Nm)</th></tr> <tr><td>2</td><td>1/4-19 BSPP</td><td>30-35</td></tr> <tr><td>3</td><td>G3/8 JIS B 2351</td><td>35-40</td></tr> <tr><td>4</td><td>7/16-20 UNF-2A MALE SAE J514 STRAIGHT THREAD O-RING BUNA-N 70SH -904 ID 8.92mm X W 1.83mm</td><td>18-20</td></tr> <tr><td>5</td><td>1/4-18 NPT</td><td>2-3 TFFT</td></tr> <tr><td>6</td><td>1/8-27 NPT</td><td>2-3 TFFT</td></tr> <tr><td>B</td><td>G1/4-19 JIS B2351</td><td>30-35</td></tr> <tr><td>E</td><td>1/4-19 BSPT</td><td>2-3 TFFT</td></tr> <tr><td>F</td><td>1/4-19 BSPP FEMALE</td><td>30-35</td></tr> <tr><td>G</td><td>M14 X 1.5 mm ISO 6149-2</td><td>30-35</td></tr> <tr><td>H</td><td>7/16-20 UNF-3A AS4395 MALE</td><td>18-20</td></tr> <tr><td>M</td><td>M18 X 1.5 mm</td><td>35-40</td></tr> <tr><td>P</td><td>7/16-20 UNF FEMALE SAE J514 STRAIGHT HREAD INTEGRAL VALVE DEPRESSOR</td><td>15-16</td></tr> <tr><td>Q</td><td>M10 X 1.0 mm</td><td>15-16</td></tr> <tr><td>R</td><td>7/16-20 UNF FEMALE SAE J514 STRAIGHT HREAD</td><td>15-16</td></tr> <tr><td>S</td><td>M12 X 1.5 mm</td><td>25-30</td></tr> <tr><td>T</td><td>M22 X 1.5 mm</td><td>40-45</td></tr> <tr><td>U</td><td>G1/4 DIN3852 FORM E GASKET DIN3869-14 NBR</td><td>30-35</td></tr> <tr><td>W</td><td>M20 X 1.5 mm</td><td>40-45</td></tr> </table>			CODE	PRESSURE PORT TYPE	RECOMMENDED TORQUE (Nm)	2	1/4-19 BSPP	30-35	3	G3/8 JIS B 2351	35-40	4	7/16-20 UNF-2A MALE SAE J514 STRAIGHT THREAD O-RING BUNA-N 70SH -904 ID 8.92mm X W 1.83mm	18-20	5	1/4-18 NPT	2-3 TFFT	6	1/8-27 NPT	2-3 TFFT	B	G1/4-19 JIS B2351	30-35	E	1/4-19 BSPT	2-3 TFFT	F	1/4-19 BSPP FEMALE	30-35	G	M14 X 1.5 mm ISO 6149-2	30-35	H	7/16-20 UNF-3A AS4395 MALE	18-20	M	M18 X 1.5 mm	35-40	P	7/16-20 UNF FEMALE SAE J514 STRAIGHT HREAD INTEGRAL VALVE DEPRESSOR	15-16	Q	M10 X 1.0 mm	15-16	R	7/16-20 UNF FEMALE SAE J514 STRAIGHT HREAD	15-16	S	M12 X 1.5 mm	25-30	T	M22 X 1.5 mm	40-45	U	G1/4 DIN3852 FORM E GASKET DIN3869-14 NBR	30-35	W	M20 X 1.5 mm	40-45	<table border="1"> <tr><th>PSI</th><th>BAR</th></tr> <tr><td>002P</td><td>.14B</td></tr> <tr><td>.</td><td>.</td></tr> <tr><td>.</td><td>.</td></tr> <tr><td>15KP</td><td>01KB</td></tr> </table>			PSI	BAR	002P	.14B	.	.	.	.	15KP	01KB
CODE	OUTPUT SIGNAL	SUPPLY VOLTAGE																																																																																																																																											
3	0.5 TO 4.5 V Ratio-metric	5±0.25V Protected to 30V																																																																																																																																											
4	1 TO 5 V	8-30V																																																																																																																																											
5	4 TO 20 mA	9-30V																																																																																																																																											
6	0 TO 5 V	8-30V																																																																																																																																											
7	0 TO 10 V	15-30V																																																																																																																																											
8	1 TO 6 V	8-30V																																																																																																																																											
9	0.5 TO 4.5 V	M SERIES 5-30V																																																																																																																																											
9	0.5 TO 4.5 V	U SERIES 8-30V																																																																																																																																											
CODE	CONNECTION TYPE																																																																																																																																												
1	CABLE 2 FT																																																																																																																																												
E	CABLE 3 FT																																																																																																																																												
2	CABLE 4 FT																																																																																																																																												
3	CABLE 10 FT																																																																																																																																												
4	PACKARD CONNECTOR A																																																																																																																																												
5	BAYONET CONNECTOR																																																																																																																																												
6	FORM C																																																																																																																																												
7	FORM A																																																																																																																																												
9	PACKARD CONNECTOR B																																																																																																																																												
D	M12 CONNECTOR																																																																																																																																												
M	CABLE 1 M																																																																																																																																												
N	CABLE 2 M																																																																																																																																												
P	CABLE 5 M																																																																																																																																												
R	CABLE 10 M																																																																																																																																												
A	AMP CONNECTOR																																																																																																																																												
S	SUMITOMO CONNECTOR																																																																																																																																												
C	1/2" NPT CONDUIT																																																																																																																																												
CODE	PRESSURE PORT TYPE	RECOMMENDED TORQUE (Nm)																																																																																																																																											
2	1/4-19 BSPP	30-35																																																																																																																																											
3	G3/8 JIS B 2351	35-40																																																																																																																																											
4	7/16-20 UNF-2A MALE SAE J514 STRAIGHT THREAD O-RING BUNA-N 70SH -904 ID 8.92mm X W 1.83mm	18-20																																																																																																																																											
5	1/4-18 NPT	2-3 TFFT																																																																																																																																											
6	1/8-27 NPT	2-3 TFFT																																																																																																																																											
B	G1/4-19 JIS B2351	30-35																																																																																																																																											
E	1/4-19 BSPT	2-3 TFFT																																																																																																																																											
F	1/4-19 BSPP FEMALE	30-35																																																																																																																																											
G	M14 X 1.5 mm ISO 6149-2	30-35																																																																																																																																											
H	7/16-20 UNF-3A AS4395 MALE	18-20																																																																																																																																											
M	M18 X 1.5 mm	35-40																																																																																																																																											
P	7/16-20 UNF FEMALE SAE J514 STRAIGHT HREAD INTEGRAL VALVE DEPRESSOR	15-16																																																																																																																																											
Q	M10 X 1.0 mm	15-16																																																																																																																																											
R	7/16-20 UNF FEMALE SAE J514 STRAIGHT HREAD	15-16																																																																																																																																											
S	M12 X 1.5 mm	25-30																																																																																																																																											
T	M22 X 1.5 mm	40-45																																																																																																																																											
U	G1/4 DIN3852 FORM E GASKET DIN3869-14 NBR	30-35																																																																																																																																											
W	M20 X 1.5 mm	40-45																																																																																																																																											
PSI	BAR																																																																																																																																												
002P	.14B																																																																																																																																												
.	.																																																																																																																																												
.	.																																																																																																																																												
15KP	01KB																																																																																																																																												
			<p>NOTE 2</p> <table border="1"> <tr><th colspan="2">CUSTOMER SPECIAL (XXXX IS PROJECT #)</th></tr> <tr><td>A</td><td>FOR USA</td></tr> <tr><td>B</td><td>FOR EU</td></tr> <tr><td>C</td><td>FOR ASIA</td></tr> </table>			CUSTOMER SPECIAL (XXXX IS PROJECT #)		A	FOR USA	B	FOR EU	C	FOR ASIA																																																																																																																																
CUSTOMER SPECIAL (XXXX IS PROJECT #)																																																																																																																																													
A	FOR USA																																																																																																																																												
B	FOR EU																																																																																																																																												
C	FOR ASIA																																																																																																																																												

### OUTLINE M5200 U5200 U5300



### WEATHER-PROOF RATING

CONNECTION	IP CODE
BAYONET	IP67
PACKARD	IP66
CABLE	IP67
1/2NPT CONDUIT	IP67
M12	IP67
AMP/TE	IP67
FORM C	IP65
FORM A	IP65
SUMITOMO	IP67

### CONNECTION TYPES

CONNECTION	DESCRIPTION	MATING HOUSING P/N	MATING TERMINAL P/N	MATING RUBBER SEAL P/N
BAYONET	BAYONET PTH-10-6P OR EQUIV	PT06A-10-6S MIL-C-26482	-	-
PACKARD	3-PIN METRI-PACK 150	12078090	12103881, QTY 3	-
Cable & 1/2NPT CONDUIT	4-WIRE .22 AWG, SHIELDED, PVC JACKET, 105 DEGC	-	-	-
M12	BINDER SERIES 713, 09 3431 77 04 OR EQUIV	4-POS FEMALE, RECOMMENDED WWW.FINECABLES.COM PN:MB12FWAFF04ST-3	-	-
AMP/TE	AMP / TE 3-PIN ECONOSEAL J SERIES	174357-2 & 174358-7	171630-1 (AWG 20-24) 171662-1 (AWG 16-20), QTY 3	172746-1 (AWG 20-24) 172888-2 (AWG 16-20), QTY 3
FORM C	INDUSTRIAL STANDARD 9.4MM FORM C	HIRSCHMANN 933 024-100,OR, ATAM KD046000B7 (SEAL INCL.)	-	HIRSCHMANN 730 185-002
FORM A	DIN EN 175 301-803-A 18MM	HIRSCHMANN 931 969-100,OR, ATAM KA245000B4 (SEAL INCL.)	-	HIRSCHMANN 730 801-002
SUMITOMO	SUMITOMO 3-PIN HV040	6189-6907	8100-3067 (AWG 20-22) 8100-3068 (AWG 16-18) QTY 3	7165-1075 (INS. DIA 1.1-1.6MM) 7176-0621 (INS. DIA 1.6-1.9MM) 7165-0622 (INS. DIA 1.8-2.2MM), QTY 3