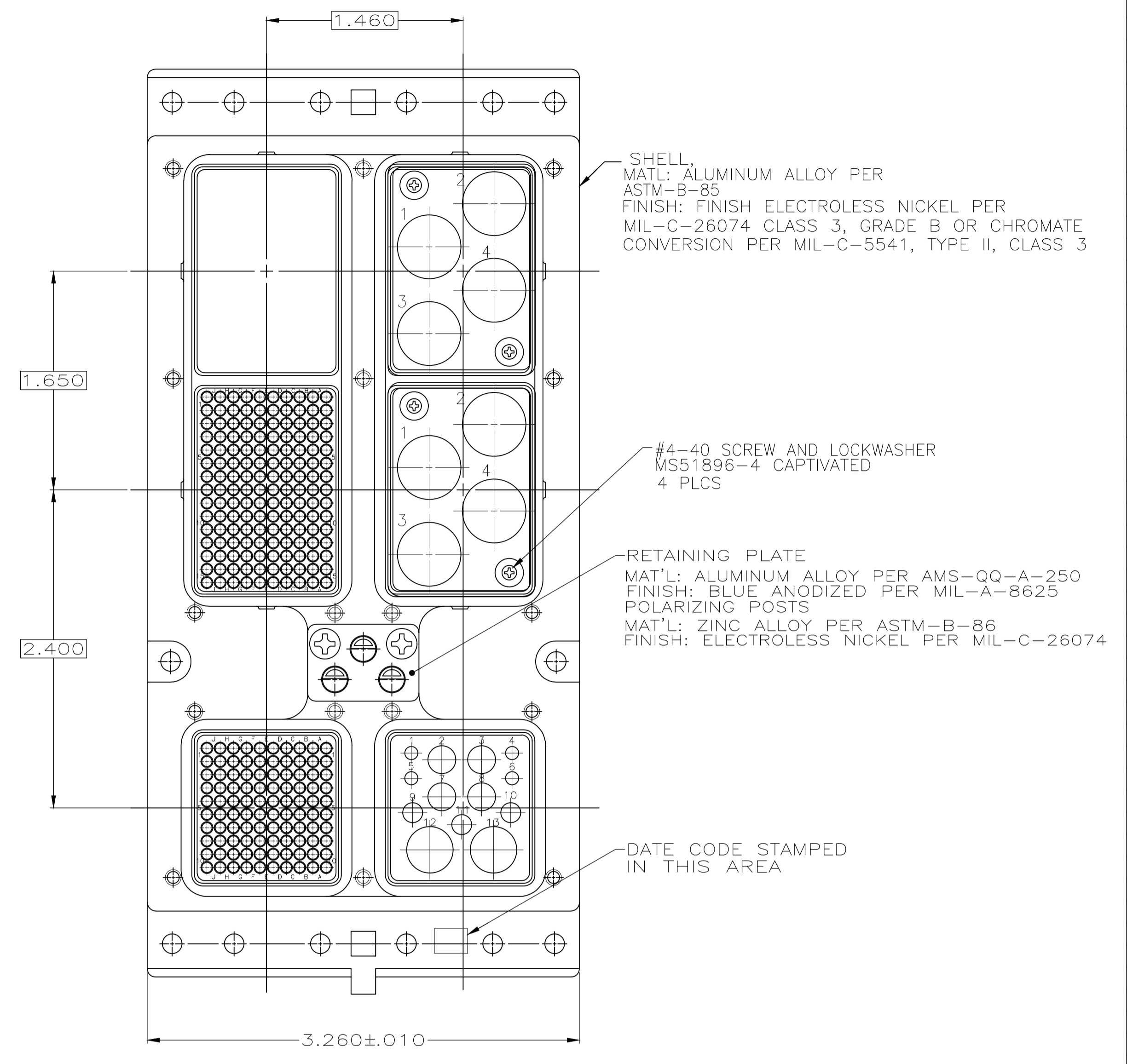
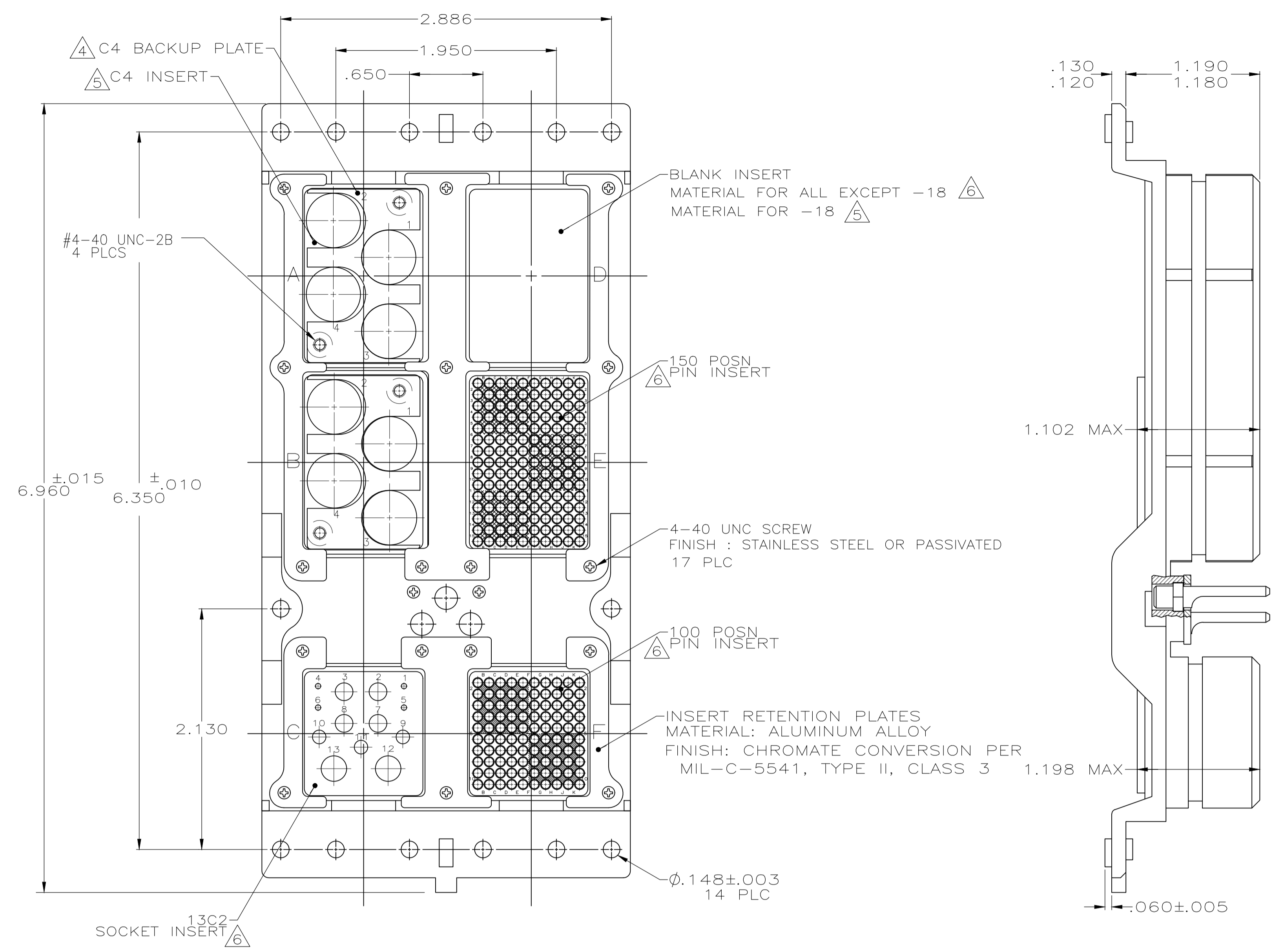
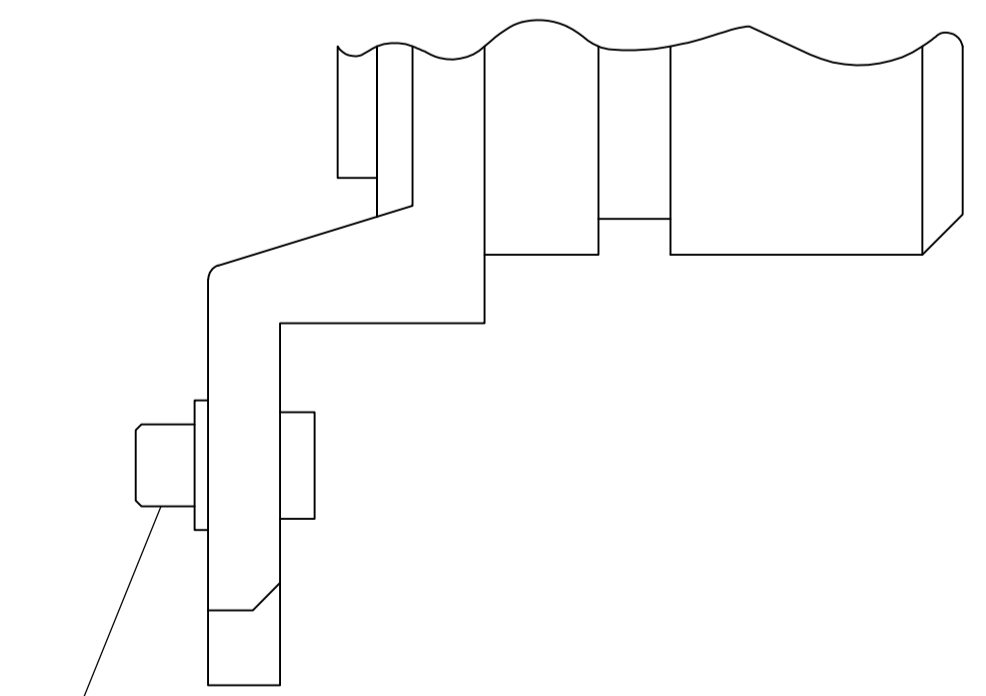


REVISIONS				
REV	DESCRIPTION	DATE	BY	APPV
AA	REV PER ECO 18-017196	10-31-18	CT	RL



PRELIMINARY NOT RELEASED FOR PRODUCTION

DESCRIPTION NO.	DESCRIPTION	PART NO.
NIC66K36C40CD0	KEYED 40, SEMI-ENVIRONMENTAL W/CONTACTS, W/CLINCH NUTS	1-445717-9
SPECIAL	W/ DUSTCOVERS, KEYED 40, NON ENVIRONMENTAL, W/ SIGNAL AND POWER CONTACTS INCLUDED W/COAX CONTACTS (2 SIZE 5 225791-2 & 8 SIZE 1 446549-5)	1-445717-8
NIC66K36C40CD1	KEYED 40, SEMI-ENVIRONMENTAL, W/O CONTACTS, W/CLINCH NUTS	1-445717-7
SPECIAL	W/ DUSTCOVERS, KEYED 40, NON ENVIRONMENTAL, W/O COAX CONTACTS W/OTHER CONTACTS.	1-445717-6
NIC66K36A40SC1	KEYED 40, NON-ENVIR, W/ CONTACTS, W/(8) 6-32 CLINCH NUTS	1-445717-5
-	PRELIMINARY PART NUMBER	1-445717-4
NIC66K36C01CD1	CUSTOMER RESTRICTED - SEE CUSTOMER DWG. 1-445717-3	1-445717-3
SPECIAL	KEYED 40, SEMI-ENVIR WITH CONTACTS, SPECIAL C4 PLATES	1-445717-2
NIC66K36C40CD1	CUSTOMER RESTRICTED - SEE CUSTOMER DWG. 1-445717-1	1-445717-1
SPECIAL	KEYED 40, NON ENVIR WITH CONTACTS, NO COAX	1-445717-0
SPECIAL	BACC66N01	445717-9
SPECIAL	KEYED 40, SEMI-ENVIR, WITH POWER CONTACTS, STD MTG	445717-8
SPECIAL	CUSTOMER RESTRICTED	445717-7
NIC66K36A40SC1	KEYED 40, NON-ENVIR, W/O CONTACTS, W/(10) 4-40 CLINCH NUTS	445717-6
NIC66K36A40CD1	KEYED 40, NON-ENVIR, W/O CONTACTS, W/(8) 6-32 CLINCH NUTS	445717-5
-	KEYED 40, NON-ENVIR, W/CONTACTS, W/O COAX, W/O CLINCH NUTS	445717-4
NIC66K36A40AA1	KEYED 40, NON ENVIRONMENTAL, W/O CONTACTS	445717-3
NIC66K36C40AA0	KEYED 40, SEMI-ENVIRONMENTAL, W/O COAX, W/CONTACTS	445717-2
NIC66K36C40AA1	KEYED 40, SEMI-ENVIRONMENTAL, W/O CONTACTS	445717-1



CLINCH NUT INSTALLED ON REAR FLANGE  
 DETAIL Z  
 (-5, -6, -11, -15, -17 & -19)  
 (SCALE 2:1)

- CONTACTS ARE INCLUDED IN A CONTAINER WITHIN THE CONNECTOR PACKAGE WHEN CONNECTOR IS ORDERED WITH CONTACTS.
- ALL CONTACT CAVITIES IN MODULES E & F TO BE LOCATED WITHIN .006 TRUE POSITION DIA. ALL CONTACT CAVITIES IN MODULES A, B & C TO BE LOCATED WITHIN .020 TRUE POSITION DIA.
- POLARIZING KEYS SHOWN IN POSITION 01 FOR ILLUSTRATION ONLY. CONNECTORS SHIPPED WITH KEYING PER ORDERING INSTRUCTIONS.
- C4 BACKUP PLATES & SCREWS ARE ASSEMBLED TO CONNECTOR.
- INSERT MATERIAL: MACHINED ALUMINUM  
 INSERT FINISH: PER MIL-C-5541.
- INSERT MATERIAL: THERMOSET
- C4 BACKUP PLATES ALLOWED COAX TO ROTATE IN CONTACT CAVITY.

THIS DRAWING IS A CONTROLLED DOCUMENT.		DIN C.C. THOMAS 4-1-05	TE Connectivity Ltd.	
DIMENSIONS: INCHES		CHK K. HOGAN 4-1-05	NAME	
TOLERANCES UNLESS OTHERWISE SPECIFIED:		APVD K. HOGAN 4-1-05	PRODUCT SPEC	
0 PLC ± -		APPLICATION SPEC		
1 PLC ± -		SIZE		
2 PLC ± -		CAGE CODE		
3 PLC ± .005		DRAWING NO		
4 PLC ± -		RESTRICTED TO		
ANGLES ± -		WEIGHT		
FINISH		0		
MATERIAL		A1 00779 C=445717		
SEE CALLOUTS		CUSTOMER DRAWING		
		SCALE 1:1 SHEET 1 OF 1 REV AA		