

REVISIONS				
P	LTR	DESCRIPTION	DATE	APVD
BC		ECO-20-004897	24AUG2020	SB JB


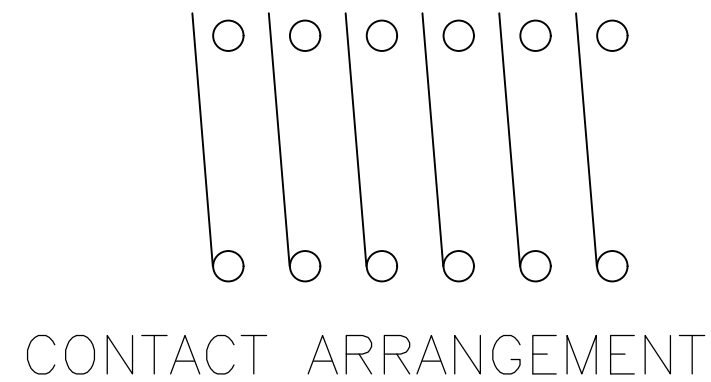
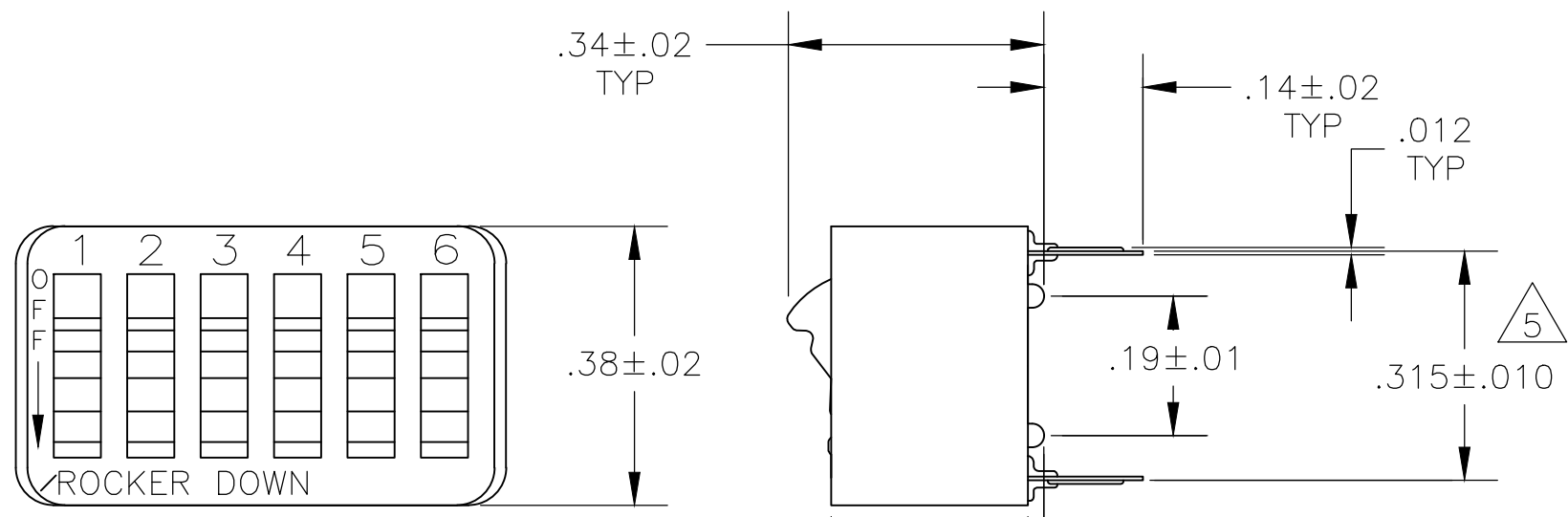


FIG 8

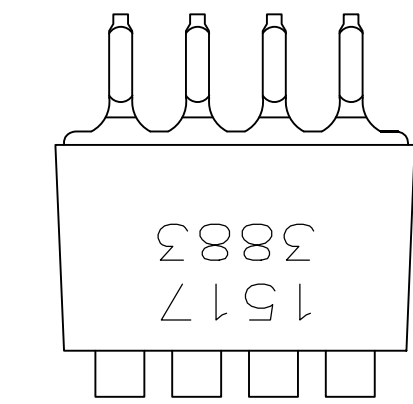
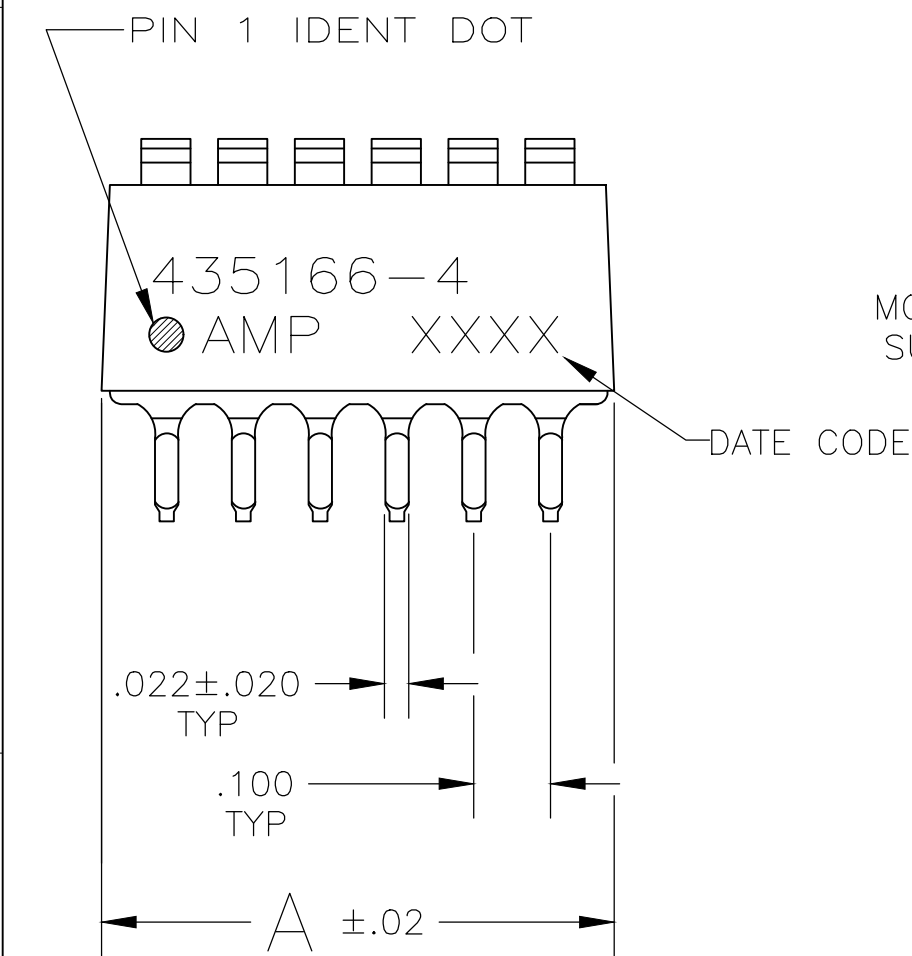


FIG 5

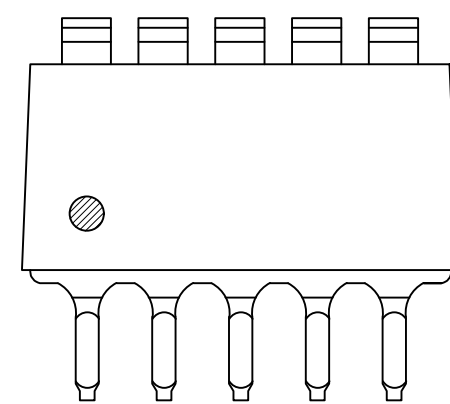


FIG 6




FIG 7

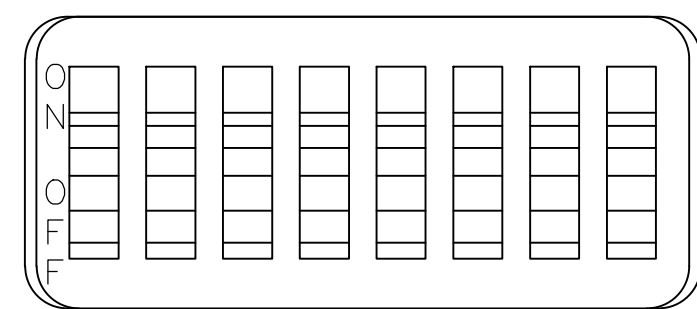


FIG 2

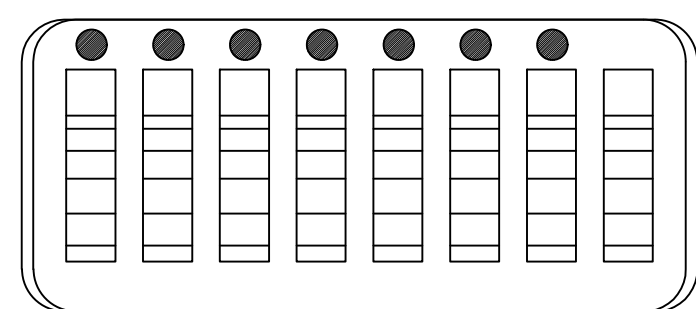


FIG 3

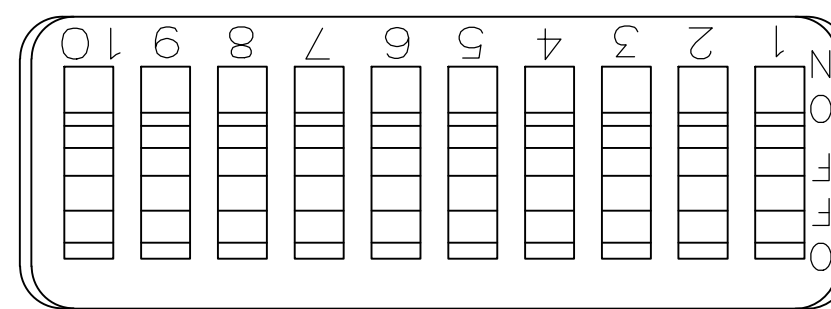


FIG 4

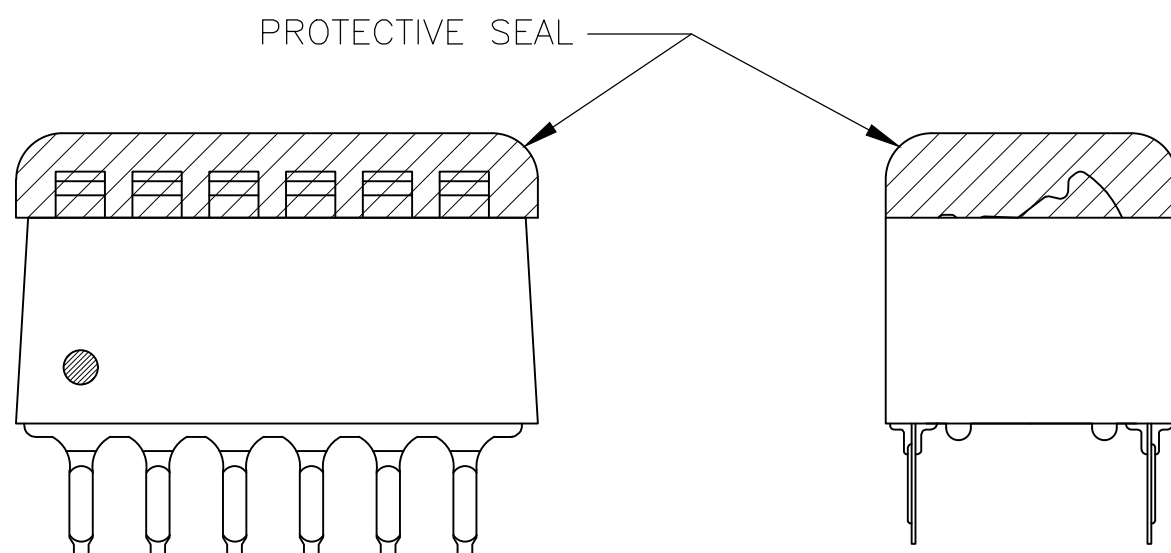


FIG 1

435166-4 SHOWN

- FOR ADDITIONAL SPECIFICATIONS SEE AMP PRODUCT SPEC 108-7519.
 - SWITCH SHOWN IN OPEN POSITION.
 - ALL CHARACTERS AND ROCKERS ARE WHITE, HOUSING IS BLACK.
 - LASER MARK WILL VARY ON 2 AND 3 POSITION SIDES DUE TO SPACE RESTRICTIONS
- △5 .315 DIMENSION APPLIES AT TERMINAL TIPS. TERMINALS ARE .300 ±.010 AT MOUNTING SURFACE.
- △6 STRIPPABLE TRANSPARENT SEAL, SEE FIG 1.
- △7 MARKED CUSTOMER PART NO, SEE FIG 5.
- △8 NO PART NO, LOGO AND DATE CODE. SEE FIG 6.
- △9 OBSOLETE PARTS: OBSOLETE CIS STREAMLINING PER D.RENAUD/D.SINISI
- 10 MARKS WILL BE ADDED BY LASER MARK PROCESS

△9 OBSOLETE	FIG 8	△6	1.08	10	7-435166-4
OBS	NONE	△8	.58	5	7-435166-3
OBS	FIG 4		1.08	10	6-435166-0
OBS	NONE		1.28	12	5-435166-9
OBS			1.28	12	5-435166-7
△9 OBSOLETE			1.08	10	5-435166-5
OBS			.98	9	5-435166-4
			.88	8	5-435166-3
△9 SUPSEDED BY 5-5435166-2	AS SHOWN	△6	.78	7	5-435166-2
			.68	6	5-435166-1
△9 OBSOLETE			.58	5	5-435166-0
			.48	4	4-435166-9
OBS	FIG 7		.38	3	4-435166-8
△9 SUPSEDED BY 3-435626-6	AS SHOWN	△7	.28	2	4-435166-7
OBS	AS SHOWN		.48	4	4-435166-6
OBS	FIG 3		.78	7	3-435166-5
OBS	AS SHOWN		1.28	12	3-435166-2
OBS	FIG 7		.38	3	3-435166-0
			.28	2	2-435166-9
△9 OBSOLETE	FIG 2		.88	8	2-435166-8
△9 SUPSEDED BY 1-435166-6	AS SHOWN		1.08	10	435166-7
			.98	9	435166-6
			.88	8	435166-5
△9 SUPSEDED BY 435640-3	AS SHOWN		.68	6	435166-4
			.58	5	435166-3
			.48	4	435166-2
△9 OBSOLETE			.78	7	435166-1
	TOP MARKING	PROTECTIVE SEAL	A	NO OF POSN	PART NO

THIS DRAWING IS A CONTROLLED DOCUMENT.		DWN	R.TALLEY	17NOV89
DIMENSIONS: INCHES		CHK	R.MILLER	06MAR90
TOLERANCES UNLESS OTHERWISE SPECIFIED:		APVD	H.LEITER	07MAR90
0 PLC	± -	PRODUCT SPEC		
1 PLC	± -	APPLICATION SPEC		
2 PLC	± -			
3 PLC	± .005			
4 PLC	± -			
ANGLES	± -			
MATERIAL	FINISH	WEIGHT		
HOUSING & ROCKERS: POLYESTER	CONTACTS: PLATED .00030 MIN GOLD IN CONTACT AREA OVER .00050 MIN NICKEL			
CONTACTS: BERYLLIUM COPPER				
TE Connectivity		NAME	SWITCH ASSY, DIP, TYPE C, 7000 SERIES, SPST, STANDARD	
SIZE	A2	CAGE CODE	00779	DRAWING NO
RESTRICTED TO				
SCALE	4:1	SHEET	1 OF 1	REV
CUSTOMER DRAWING				BC