



OSM Straight Cable Plug  
Compression Crimp Attachment  
1050744-1

Instruction Sheet

**408-4685**

(was A.P. 20-179)

08 FEB 00 Rev O

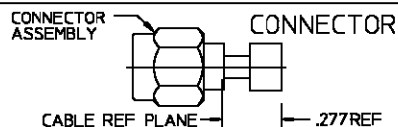
EC 0990-0122-00

CONNECTOR  
TYPE

OSM STRAIGHT  
CABLE PLUG  
COMPRESSION  
CRIMP ATTACH.

CABLE  
TYPE

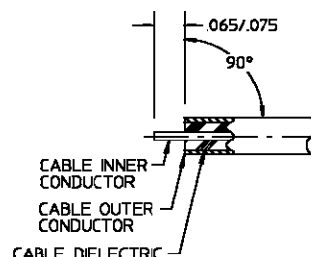
RG405/U  
.085 S.R.  
COAXIAL  
CABLE



ASSEMBLY OPERATIONS

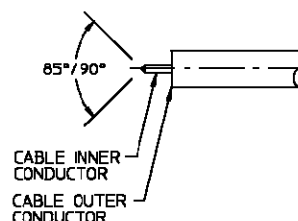
1.0 PREPARATION OF CABLE

- 1.1 TRIM CABLE TO DIMENSION SHOWN.



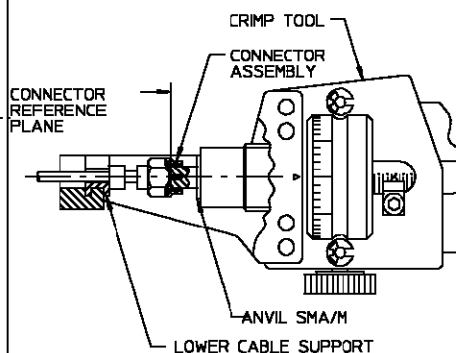
2.0 SHAPE INNER CONDUCTOR OF CABLE

- 2.1 SHAPE BLUNT END OF INNER CONDUCTOR  
TO AN 85°-90° CONE.



3.0 INSTALL CABLE INTO CONNECTOR ASSEMBLY

- 3.1 INSTALL LOWER CABLE SUPPORT (FOR .085  
CABLE) AND ANVIL (SMA/M) INTO CRIMP TOOL.  
3.2 SET CRIMP LENGTH ON CRIMP TOOL TO .430  
3.3 CAREFULLY INSERT CABLE INNER CONDUCTOR  
INTO PRE-ASSEMBLED CENTER CONTACT OF  
CONNECTOR ASSEMBLY UNTIL CABLE BOTTOMS  
ON SHOULDER IN CONNECTOR ASSEMBLY.  
3.4 PLACE ASSEMBLY INTO CRIMP TOOL,  
BOTTOMING THE CONNECTOR REFERENCE PLANE  
AGAINST ANVIL AND ALLOWING THE CABLE TO  
SETTLE IN THE LOWER CABLE SUPPORT.  
3.5 SQUEEZE HANDLES OF CRIMP TOOL UNTIL  
RATCHET RELEASES.  
3.6 ASSEMBLY IS NOW COMPLETE.



CABLE TRIM INFORMATION

NOTE

- 1.) DIMENSION FROM CONNECTOR REFERENCE PLANE TO  
WHERE CABLE OUTER CONDUCTOR SEATS - .273 ±.010  
2.) WHEN ASSEMBLED DIMENSION FROM REFERENCE PLANE  
TO END OF REAR BUSHING - .435 ±.010