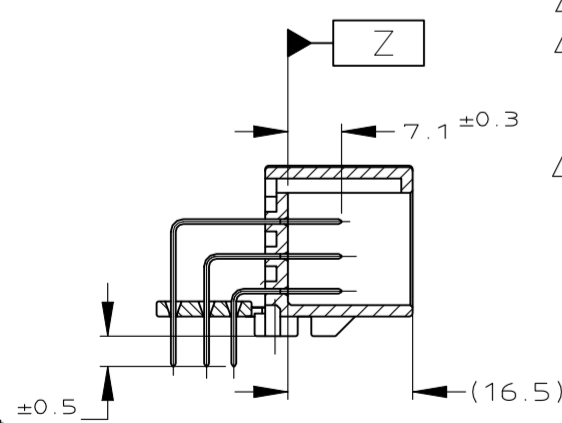
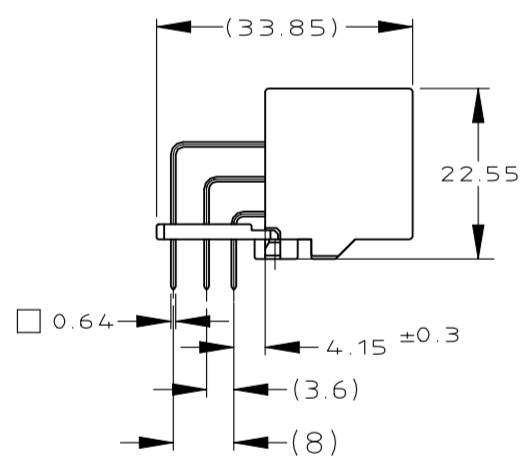
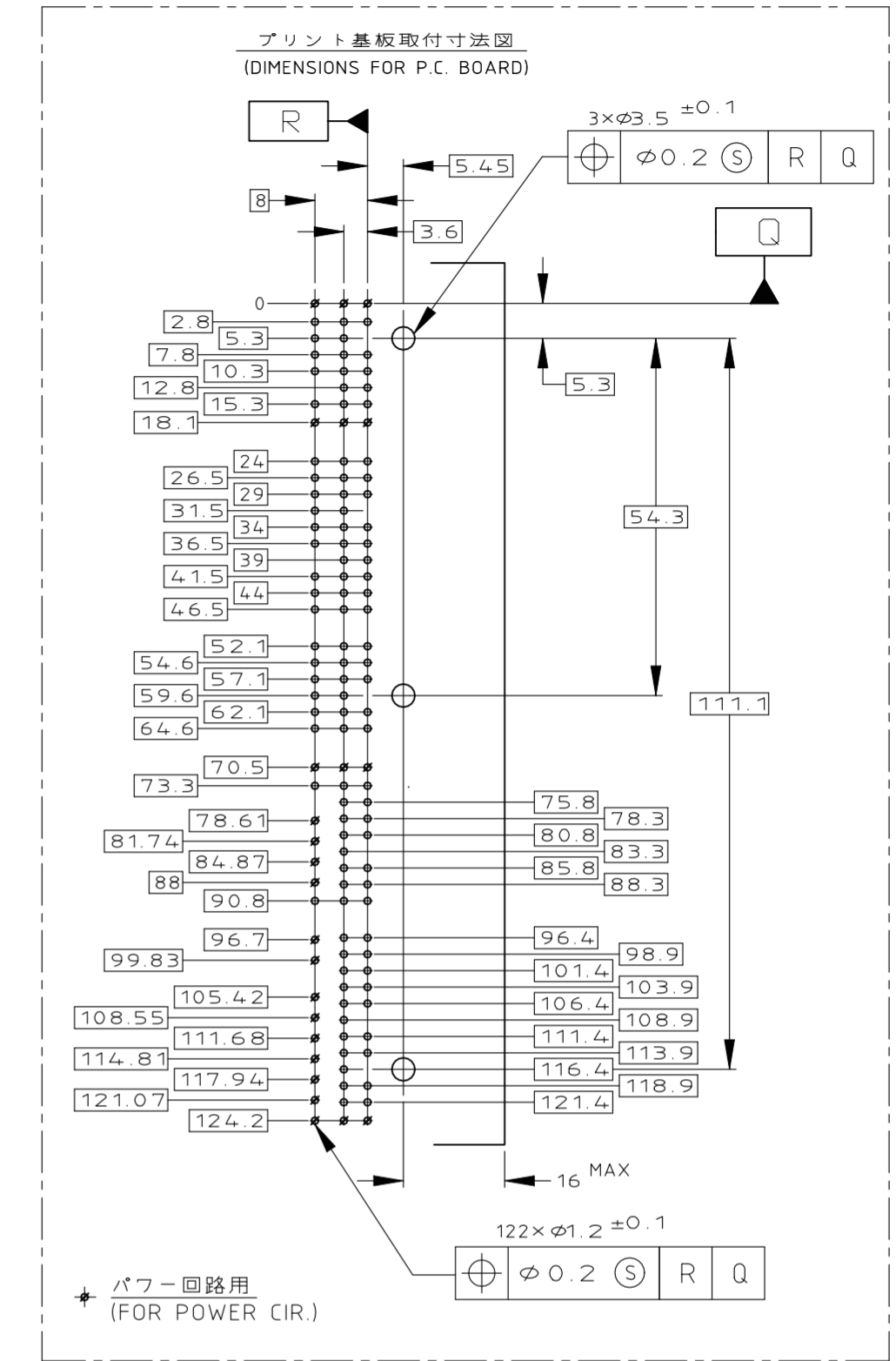
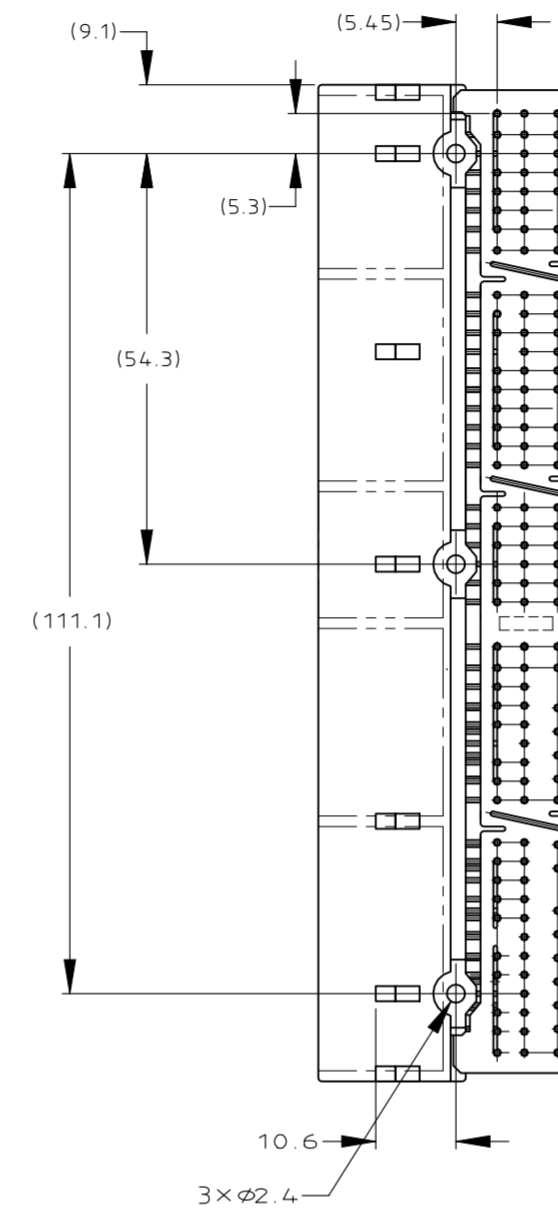
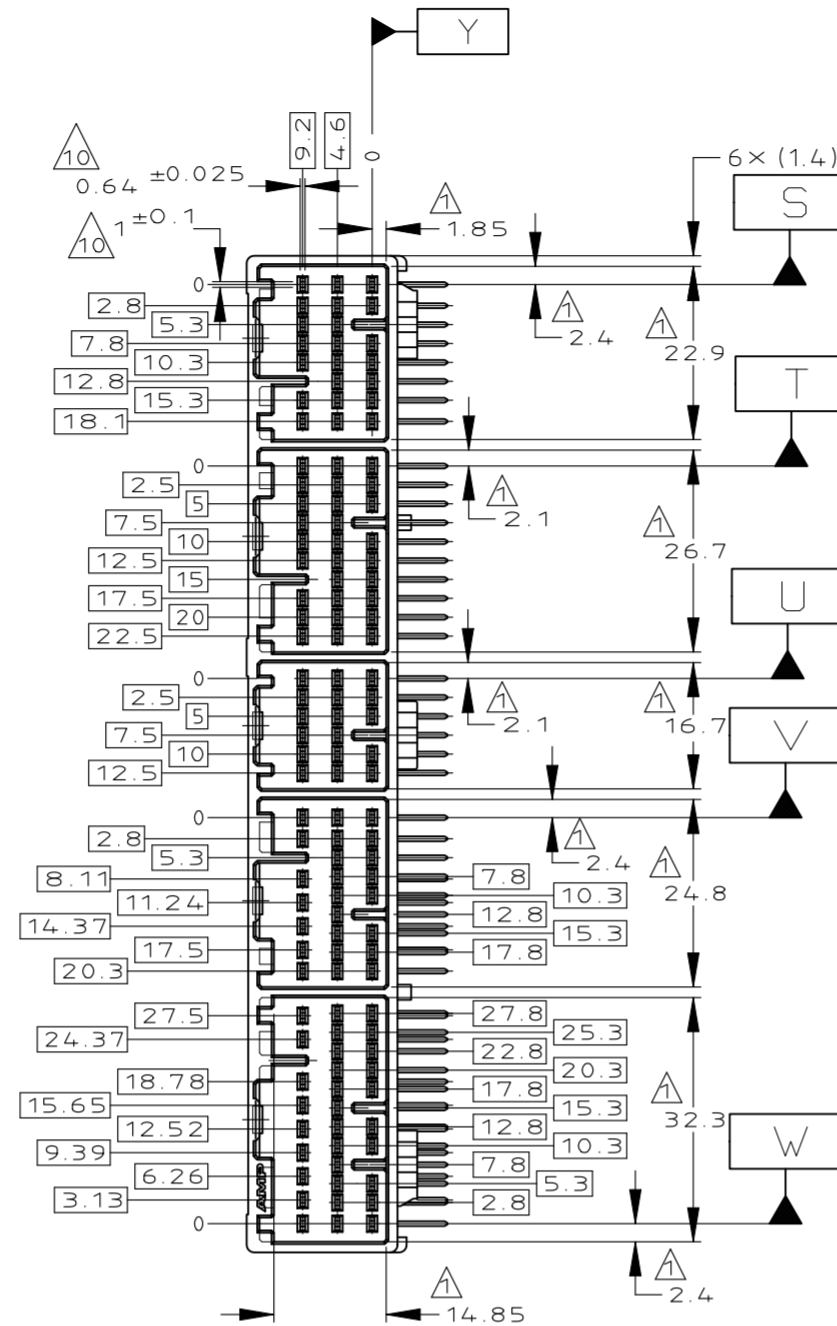
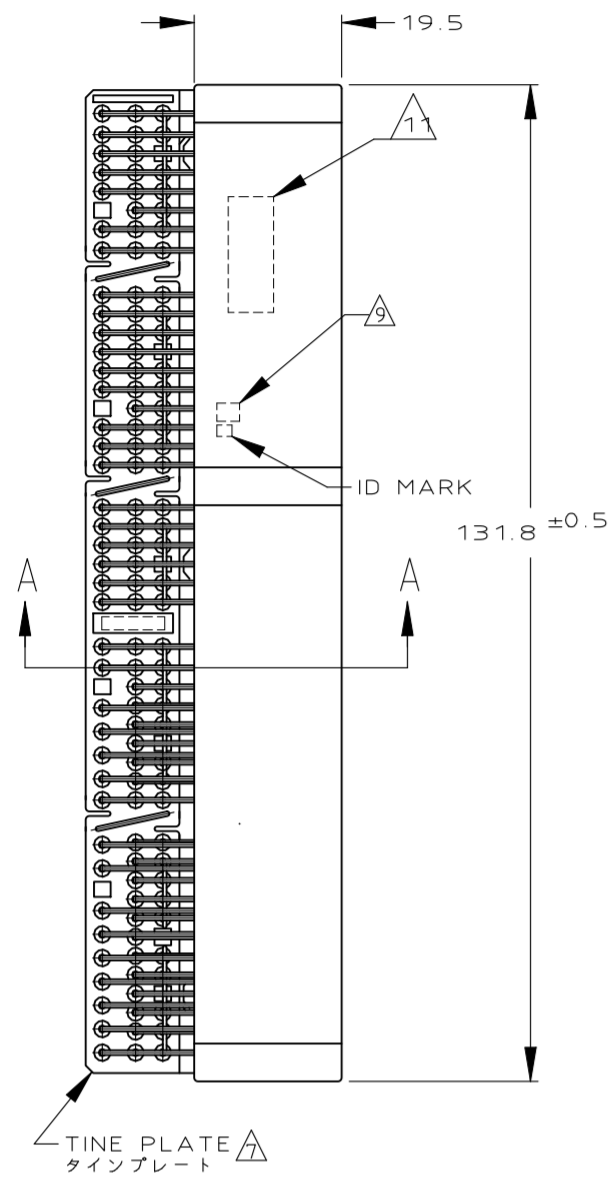
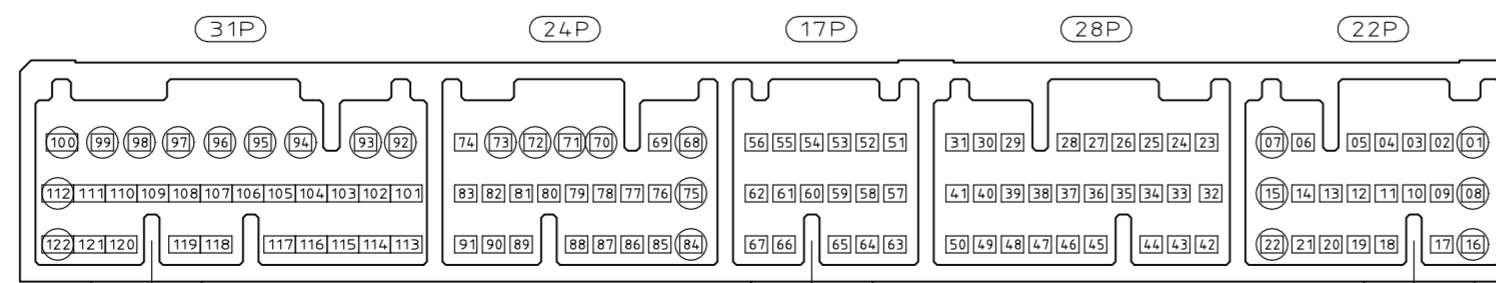


REVISIONS					
P	LTR	DESCRIPTION	DATE	DWN	APVD
K1		REVISED PER ECR-22-154840	07DEC2022	RK	MT



- △ Z面より7.5mmの位置で測定
- △ パワ-回路 (24極); FIG 1参照
- △ 回路番号; FIG 1参照
- 4. 嵌合相手ハウジング型番  
17P; 353027, 22P; 353028, 24P; 353029  
28P; 353030, 31P; 353031
- 5. 推奨取付ねじ: JIS B1115、B1122タッピングねじ、なべ2種、呼び径3、長さ6以下
- 6. ねじ締付トルク: 0.392N・m MAX
- △ タインプレートの色は、自然色
- △ 外箱は段ボール箱仕様
- △ コンタクト仕上識別用マーク; 表参照
- △ 0.4(Z)YDTM、ただし、TOP OF POST 3次DTMについては、[S]、[T]、[U]、[V]、[W] を各々のブロック毎に適用する
- △ 製造DATE CODEが印字される可能性がある。
- △ MEASURED AT THE SECTION 7.5mm FROM Z.
- △ POWER CIRCUITS (24); SEE FIG 1
- △ CIRCUIT NUMBERS; SEE FIG 1
- 4. PART NO OF PLUG HOUSINGS TO BE MATED  
17P; 353027, 22P; 353028, 24P; 353029  
28P; 353030, 31P; 353031
- 5. RECOMMENDED SCREW: PAN-HEADED, TYPE 2 TAPPING SCREW OF 3DIA X 6LEN(MAX) (JIS B1115, B1122).
- 6. FASTENING TORQUE FOR SCREW: 0.392N・m MAX.
- △ TINE PLATE COLOR; NATURAL
- △ OUTER PACKING; CARTON BOX
- △ MARKING FOR DISCERNMENT OF THE CONTACTS FINISH; SEE TABLE
- △ 0.4(Z)YDTM、ただし、TOP OF POST 3次DTMについては、[S]、[T]、[U]、[V]、[W] OF EACH BLOCK TO BE POSSIBLE TO MARK MANUFACTURING DATE CODE LOCATED APPROXIMATELY AS SHOWN.



△ FIG 1 CIRCUIT NUMBERS △ パワ-回路用 (FOR POWER CIRCUIT)

PRODUCT SPEC	記号 SYM	色 COLOR	半田付け部 SOLDERING SIDE	接触部側 CONTACT SIDE	金めっき回路NO. AU CIRCUIT NO.	色 (COLOR)	型番 (PART NO)
OBSELETE	58	WHITE	SELECTIVE-TIN (MATTE)	SELECTIVE GOLD × 122	1~122	BLACK	5353015-2
	SEE 2-5353015-1 (2-5353015-1参照)						
	58	(無色) COLORLESS	SELECTIVE-TIN (MATTE)	SELECTIVE GOLD × 122	1~122	NATURAL	8-5353015-1
	52	BLACK	SELECTIVE-TIN (MATTE)	SELECTIVE GOLD × 62 SELECTIVE TIN(BRIGHT) × 60	4-6,10-14,17-21,30,32,36,40,41,43-45,47,49,50,54,55,60,61,65,67,69,76-83,85-91,101-109,113-119	NATURAL	2-5353015-1
	108-5529	(無色) COLORLESS	SELECTIVE-TIN (MATTE)	SELECTIVE GOLD × 122	1~122	BLACK	353015-4
	108-5673	(無色) COLORLESS	SELECTIVE-TIN (MATTE)	SELECTIVE TIN(BRIGHT) × 122	-	NATURAL	353015-3
製品規格	△ 9	△ マーキング MARKING	△ コンタクト仕上 FINISH OF TAB	△ 接触部側 CONTACT SIDE	△ 金めっき回路NO. AU CIRCUIT NO.	△ 色 (COLOR)	△ 型番 (PART NO)

THIS DRAWING IS A CONTROLLED DOCUMENT.

DIMENSIONS: mm

TOLERANCES UNLESS OTHERWISE SPECIFIED: 一般公差 ±0.3

0 PLC ±  
1 PLC ±  
2 PLC ±  
3 PLC ±  
4 PLC ±

ANGLES ±

MATERIAL: PBT,COPPER ALLOY

FINISH: SEE TABLE

WEIGHT: 40.91 g

CUSTOMER DRAWING

DWN: N.YASUDA 25DEC00  
CHK: N.SAI 25DEC00  
APVD: N.SAI 25DEC00

NAME: 040 III HIGH DENSITY CONNECTOR 122P CAP HOUSING ASSY

SIZE: A2 CAGE CODE: 00779 DRAWING NO: C=353015

RESTRICTED TO

SCALE: 1:1 SHEET: 1 of 1 REV: K1