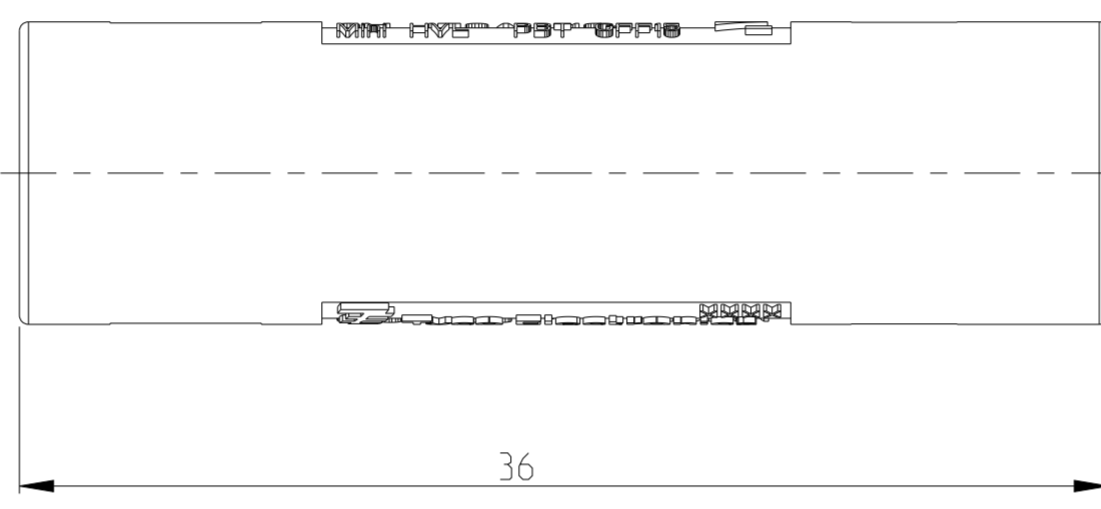
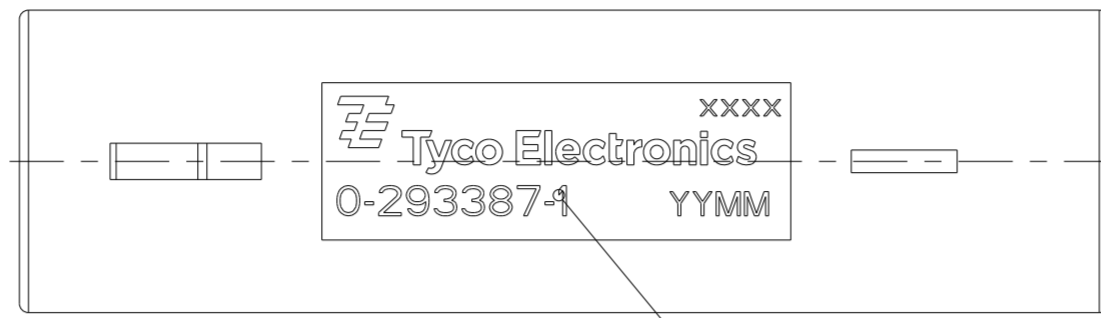
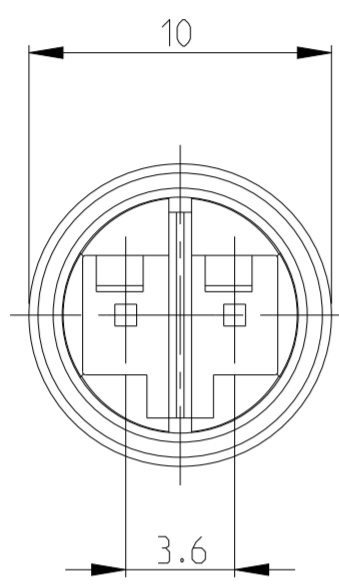


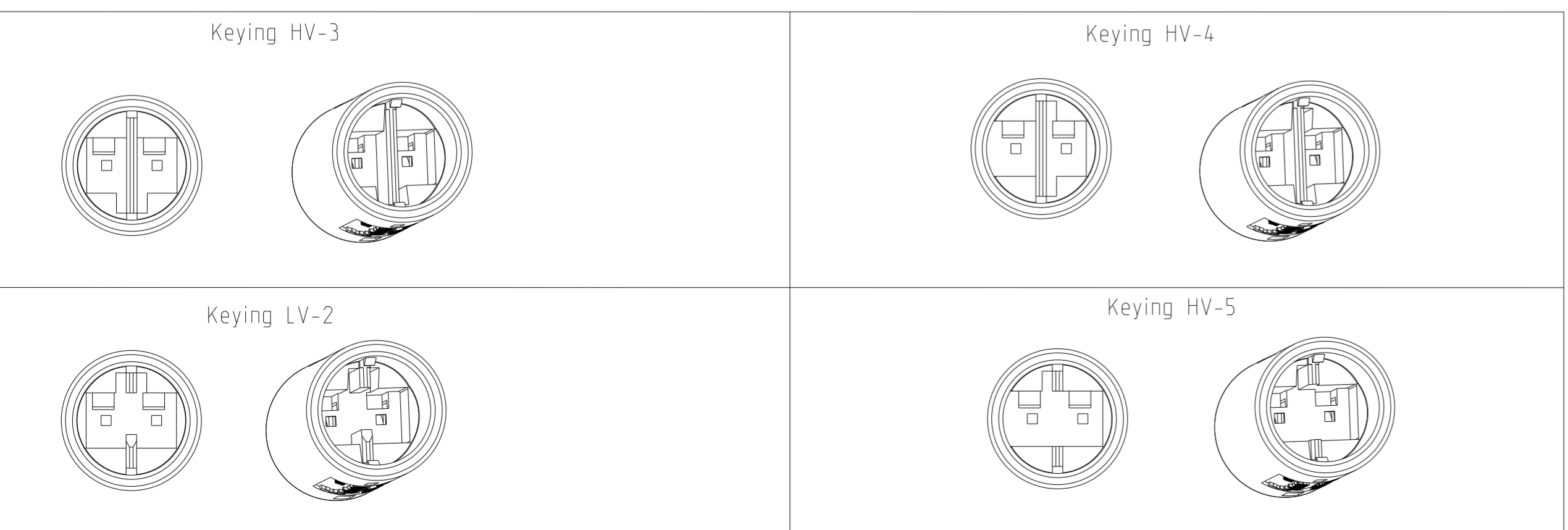
THIS DRAWING IS UNPUBLISHED. RELEASED FOR PUBLICATION 20
 © COPYRIGHT 20 BY - ALL RIGHTS RESERVED.

LOC	DIST	REVISIONS			
P	LTR	DESCRIPTION	DATE	DWN	APVD
B1		REVISED PER ECR-13-003447	11MAR2013	RS	DD
E		REVISED PER ECR-16-005692	02JUN2016	RS	JL
F		REVISED PER ECR-16-017348	24FEB2017	RK	JL
F1		ADDED PART NUMBER -5	02JUL2024	MZ	MZ



- Remarks:
- cavities designed for MQS pin contact PN 1740335-x
 - Counterpart is Plug PN 293388-x
- 3 Polarity marking +/- permanent / usable for DC version
 - 4 PN specific marking
 - 5 PBT 15GF, UL 94 V0 WHITE COLOR
 - 6 PA, BLACK COLOR
 - 7 FOR SPECIAL APPLICATIONS IN EUROPE ONLY

P/N 293387-1 AS SHOWN



Note	Keying	COLOR/MATERIAL	REMARKS	Marking	PN
7	HV-4	BLACK 6	HIGH-VOLTAGE 125V AC	6A/125V AC~	293387-5
	LV-2	WHITE 5	LOW-VOLTAGE 125VAC/VDC	7A/125VAC/VDC=	293387-4
	HV-5	WHITE 5	HIGH-VOLTAGE 125V AC	6A/125V AC~	293387-3
	HV-4	WHITE 5	HIGH-VOLTAGE 125V AC	6A/125V AC~	293387-2
	HV-3	WHITE 5	HIGH-VOLTAGE 125V AC	6A/125V AC~	293387-1

THIS DRAWING IS A CONTROLLED DOCUMENT. DWN: A. Vecchia 12FEB2009
 CHK: G. Turco 12FEB2009
 APVD: G. Turco 12FEB2009

STE TE Connectivity

NAME: NECTOR S Lighting System Outlet

SIZE: A2 CAGE CODE: 00779 DRAWING NO: C-293387 RESTRICTED TO: -
 WEIGHT: 2.2g SCALE: 3:1 SHEET: 1 OF 1 REV: F1

MATERIAL: 5 FINISH: -

0 PLC ±
 1 PLC ±0.2
 2 PLC ±0.13
 3 PLC ±0.013
 4 PLC ±0.0001
 ANGLES ±

APPLICATION SPEC: -
 PRODUCT SPEC: -