



## 23 AND 33

### 1psi

#### SPECIFICATIONS

- ◆ **PC Board Mountable Pressure Sensor**
- ◆ **0-100 mV Output**
- ◆ **Current Excitation**
- ◆ **Gage and Differential**
- ◆ **Temperature Compensated**

The 23 and 33 are temperature compensated, piezoresistive silicon pressure sensors packaged in a TO-8 configuration. It provides excellent performance and long-term stability.

Integral temperature compensation is provided over a range of 0-50°C using laser-trimmed resistors. An additional laser-trimmed resistor is included to normalize pressure sensitivity variations by programming the gain of an external differential amplifier. This provides sensitivity interchangeability of  $\pm 1\%$ .

Please refer to the 23 and 33 standard datasheets for information on products with operating pressures greater than 1 psi.

## FEATURES

- ◆ TO-8 Package
- ◆ 0°C to 50°C Compensated
- ◆ Temperature Range
- ◆ ±0.3% Non Linearity
- ◆ 1.0% Interchangeable Span
- ◆ (provided by gain set resistor)
- ◆ Solid State Reliability

## APPLICATIONS

- ◆ Medical Instruments
- ◆ Process Control
- ◆ Factory Automation
- ◆ Leak Detection
- ◆ Airspeed Measurement
- ◆ Level Detection

## STANDARD RANGES

Range	23 psig	33 psid
0 to 1	◆	◆

## PERFORMANCE SPECIFICATIONS

Supply Current: 1.5mA

Ambient Temperature: 25°C (unless otherwise specified)

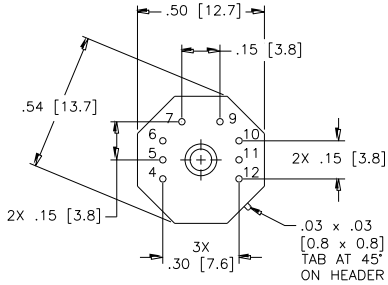
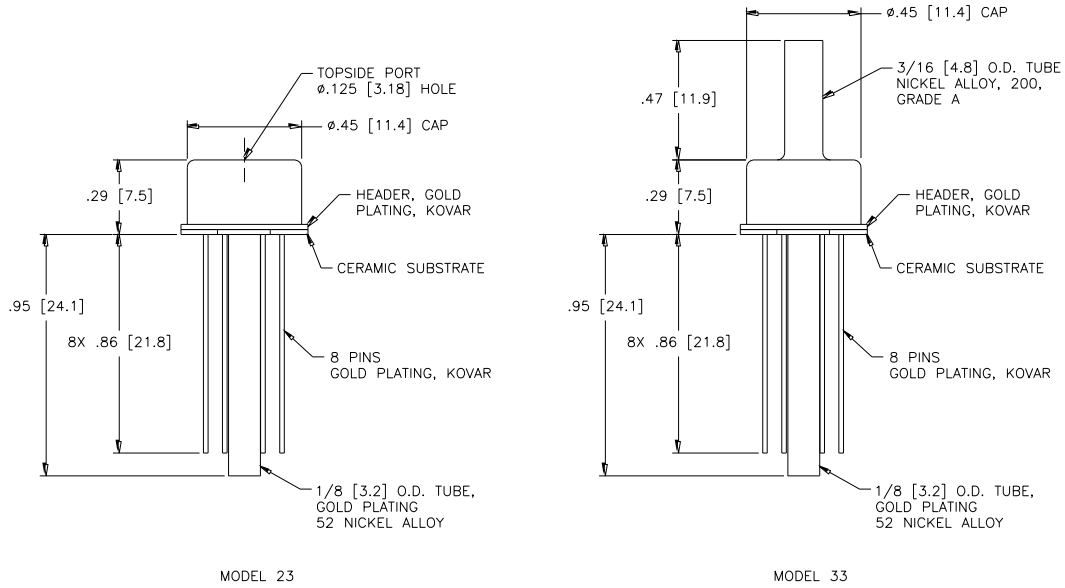
PARAMETERS	PRESSURE RANGE 0 – 1 psi			UNITS	NOTES
	MIN	TYP	MAX		
Span	65	100	150	mV	1
Zero Pressure Output	-2		2	mV	
Pressure Non Linearity	-0.3	±0.2	0.3	%Span	2
Pressure Hysteresis	-0.05	±0.01	0.05	%Span	
Input & Output Resistance	2500	4400	6000	Ω	
Temperature Error – Span	-1.0	±0.5	1.0	%Span	3
Temperature Error – Zero	-1.0	±0.5	1.0	%Span	3
Thermal Hysteresis – Zero		±0.1		%Span	3
Supply Current		1.5	2.0	mA	
Response Time (10% to 90%)		1.0		mS	4
Output Noise (10Hz to 1kHz)		1.0		μV p-p	
Insulation Resistance (50 Vdc)	50			M Ω	5
Long Term Stability (Offset & Span)		±0.2		%Span	6
Pressure Overload			10	psi	
Compensated Temperature	0		50	°C	
Operating Temperature	-40		+125	°C	
Storage Temperature	-50		+150	°C	
Weight			3	grams	
Solder Temperature	250°C Max 5 Sec.				
Media	Non-Corrosive Dry Gases Compatible with Silicon, Pyrex, RTV, Gold, Nickel, and Aluminum				

## Notes

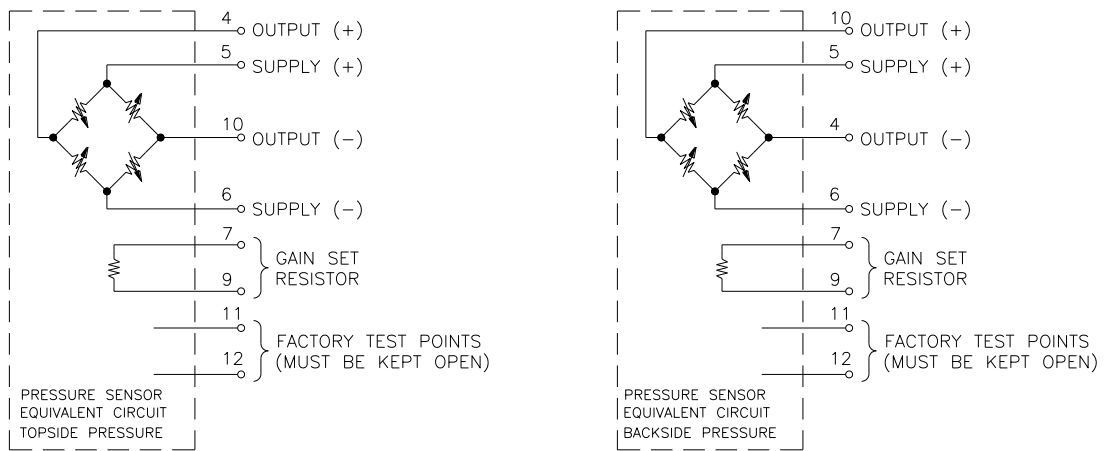
1. Ratiometric to supply current.
2. Best fit straight line.
3. Maximum temperature error between 0°C and 50°C with respect to 25°C.
4. For a zero-to-full scale pressure step change.
5. Minimum distance between case and pins.
6. Long term stability over a one year period with constant current and temperature.

DIMENSIONS

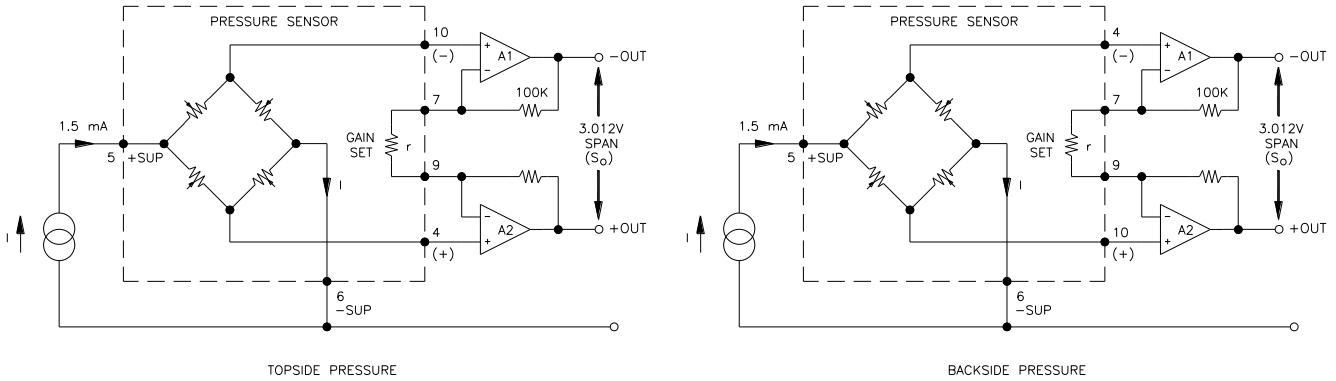
DIMENSIONS ARE IN INCHES [mm]



CONNECTIONS

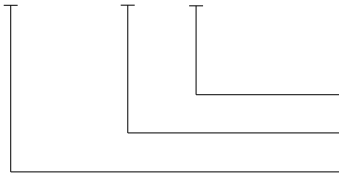


APPLICATION SCHEMATIC



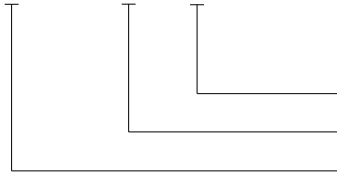
ORDERING INFORMATION

23A - 001 G



Type (G = Gage)  
Pressure Range  
Model

33A - 001 D



Type (D = Differential)  
Pressure Range  
Model

NORTH AMERICA

Measurement Specialties, Inc.,  
a TE Connectivity Company  
Tel: 800-522-6752  
[customercare.frm@te.com](mailto:customercare.frm@te.com)

EUROPE

Measurement Specialties (Europe), Ltd.,  
a TE Connectivity Company  
Tel: 800-440-5100  
[customercare.bevx@te.com](mailto:customercare.bevx@te.com)

ASIA

Measurement Specialties (China), Ltd.,  
a TE Connectivity Company  
Tel: 0400-820-6015  
[mailto:customercare.shzn@te.com](mailto:mailto:customercare.shzn@te.com)

[TE.com/sensorsolutions](http://TE.com/sensorsolutions)

Measurement Specialties, Inc., a TE Connectivity company.

Measurement Specialties, TE Connectivity, TE Connectivity (logo) and EVERY CONNECTION COUNTS are trademarks. All other logos, products and/or company names referred to herein might be trademarks of their respective owners.

The information given herein, including drawings, illustrations and schematics which are intended for illustration purposes only, is believed to be reliable. However, TE Connectivity makes no warranties as to its accuracy or completeness and disclaims any liability in connection with its use. TE Connectivity's obligations shall only be as set forth in TE Connectivity's Standard Terms and Conditions of Sale for this product and in no case will TE Connectivity be liable for any incidental, indirect or consequential damages arising out of the sale, resale, use or misuse of the product. Users of TE Connectivity products should make their own evaluation to determine the suitability of each such product for the specific application.

© 2015 TE Connectivity Ltd. family of companies All Rights Reserved.