THIS DRAWING IS UNPUBLISHED. RELEASED FOR PUBLICATION – , – .
© COPYRIGHT – By – ALL RIGHTS RESERVED.

LOC	DIST
—	—

REVISIONS

P	LTR	DESCRIPTION	DATE	DWN	APVD
	A	NEW DRAWN	24DEC2014	AG	SK

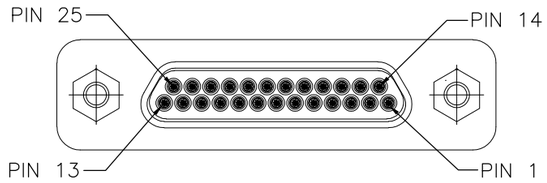

CONTACT ARRANGEMENT AS SEEN FROM THE FACE VIEW OF PIN CONTACT

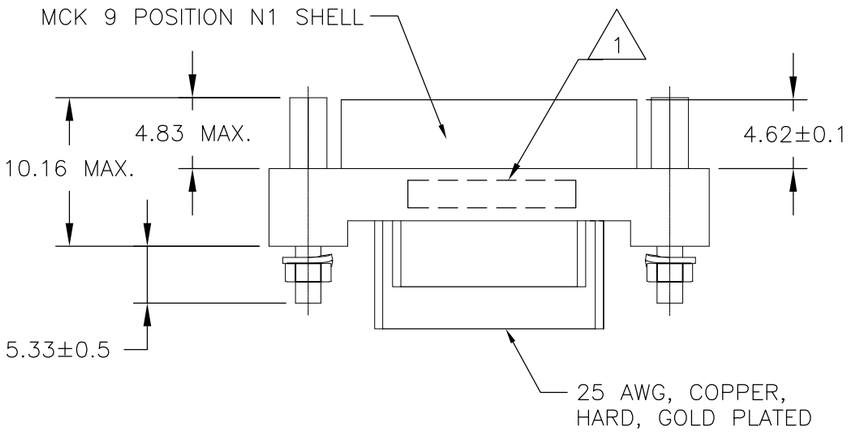

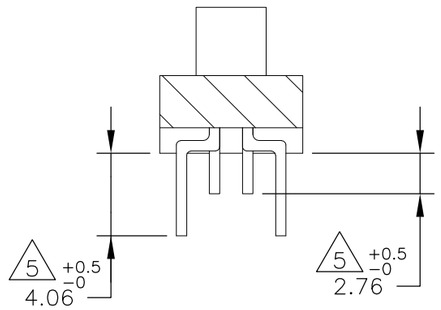

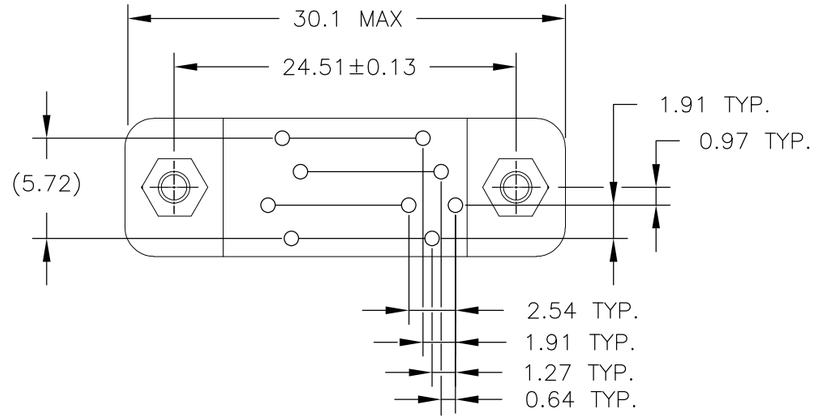

1. TE PN AND DATE CODE (YYWW) ARE PRINTED ON THE CONNECTOR SHELL

2. SPECIFICATION:

a. ELECTRICAL:
- CONTACT RESISTANCE : 25 MILLIVOLTS MAX. AT 3 AMPS
- INSULATION RESISTANCE : 5000 MEGAOHMS MIN. AT 500 VDC AT AMBIENT ROOM TEMPERATURE
- CURRENT RATING : 3 AMP MAX. PER CONTACT

b. MECHANICAL:
- CONTACT ENGAGING FORCE : 2.22 N MAX. PER CONTACT
- CONTACT SEPARATION FORCE : 0.14 N MIN. PER CONTACT

c. ENVIRONMENTAL:
- OPERATING TEMPERATURE : −55° C TO +125° C
- VIBRATION CHARACTERISTICS : PER MIL−STD−1344, METHOD 2005, TEST CONDITION IV

3. MATERIAL:
- SHELL : ALUMINUM ALLOY 6061 T6 GRADE.
- CONTACT : CU ALLOY
- JACKSCREW : STAINLESS STEEL TYPE 300 PER ASTM−A−582.
- NUT : STAINLESS STEEL TYPE 300

4. FINISH:
- SHELL : ELECTROLESS NICKEL PLATING PER MIL−C−26074, CLASS 4, GRADE A, 25−33 μm THICK.
- CONTACTS : GOLD PLATED PER MIL−G−45204.
- JACKSCREW : PASSIVATION

5. TIN DIPPED

6. DUSTCAP NOT SHOWN

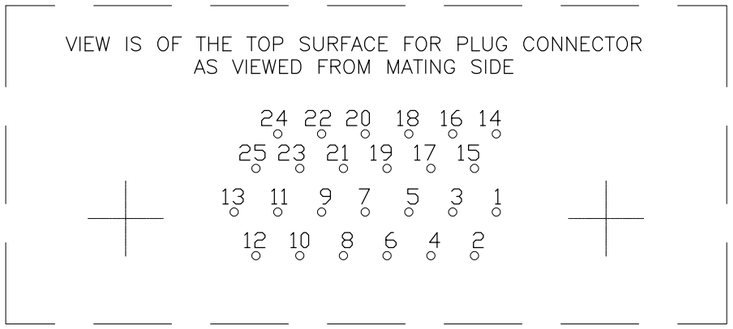

2275654−1	MCK−N1−P−25PST2
TE PN	DESCRIPTION

THIS DRAWING IS A CONTROLLED DOCUMENT.

DIMENSIONS: INCHES

TOLERANCES UNLESS OTHERWISE SPECIFIED:
0 PLC ± –
1 PLC ± –
2 PLC ± –
3 PLC ± –
4 PLC ± –
ANGLES ± –

MATERIAL –

FINISH –

DWN ASHIRWAD GAD 24DEC2014
CHK EUGENE GEORGE 24DEC2014
APVD SHIVAPRAKASH K R 24DEC2014
PRODUCT SPEC —
APPLICATION SPEC —
WEIGHT —

TE Connectivity

NAME MCK, 25 POSITION PIN ASSYL.
MCK−N1−P−25PST2
–

SIZE	CAGE CODE	DRAWING NO	RESTRICTED TO
A3	00779	C−2275654	—

CUSTOMER DRAWING | SCALE NTS | SHEET 1 OF 1 | REV A