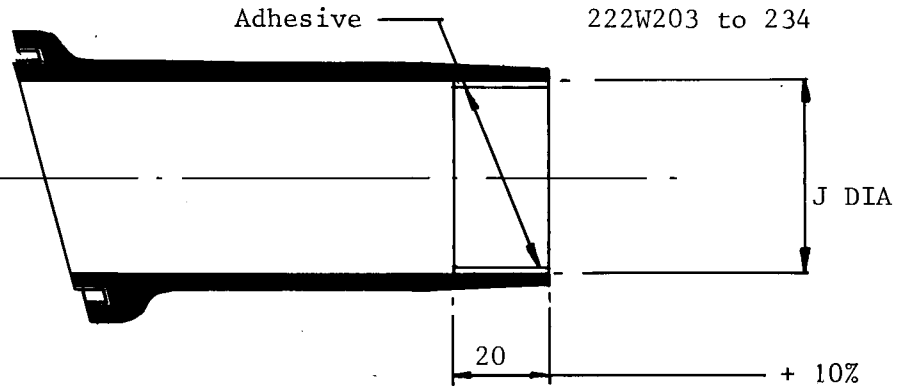
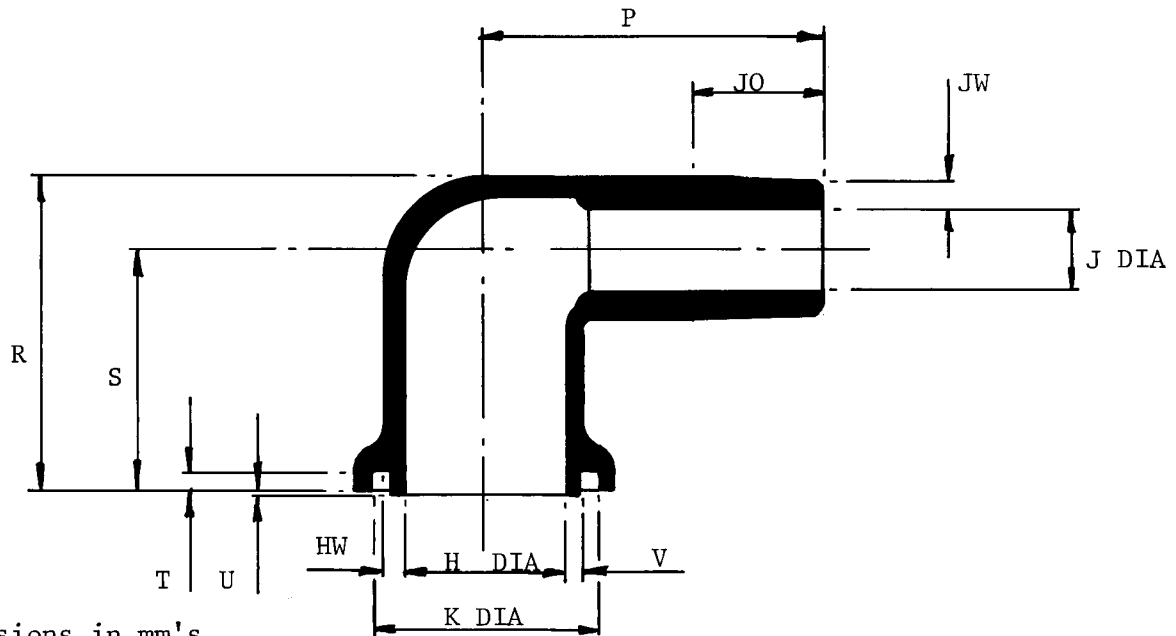


a) Part as supplied



b) Part after unrestricted recovery



Dimensions in mm's

Part No	Cust Ref	H	J		K	P	R	S	T	U	V	JO	HW	JW
		ref b	min a	max b	ref b	+10% -b	+10% -b	+10% -b	+10% -b	+10% -b	+10% -b	+10% -b	+20% -b	+20% -b
222W203	(J103)	18.8	16	8.0	26	40	36.3	30	3.0	1.0	1.5	15	2.0	2.0
222W213	(J101)	22.8	20	10.0	30	45	41.5	33	3.0	1.0	1.5	17	2.0	3.3
222W223	(J104)	26.8	24	15.0	34	55	36.3	25	3.0	1.0	1.5	30	2.0	3.7
222W234	(J102)	32.8	30	19.0	40	40	41.2	28	3.0	1.0	1.5	12	2.0	3.6

**Copyright(!)
Urheberrechte**

The copyright in this drawing is the property of Raychem Ltd. The drawing is issued on condition that it is not copied, reproduced, or disclosed to a third party, either in whole or in part without the prior written consent of Raychem Ltd.

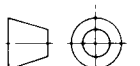
Drawn J.Haydon Checked *th* Issue 2 Date September '86

Conforms to ISO Recommendations
3rd Angle Projection
Not to scale

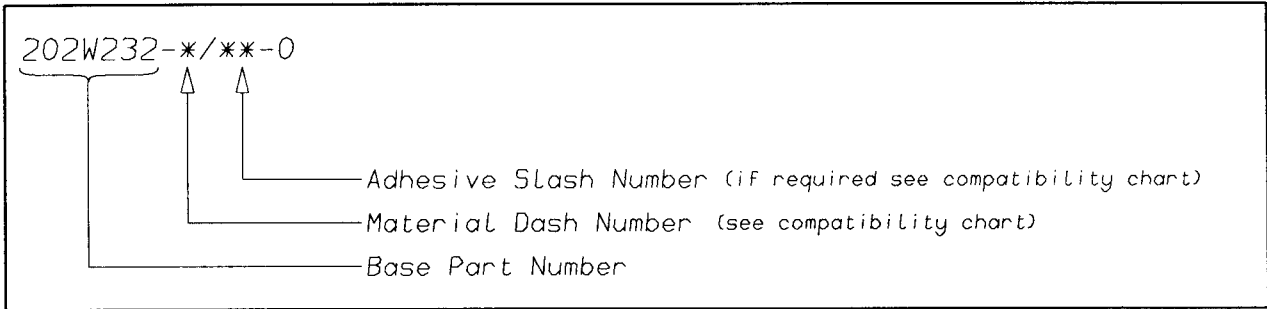
Approval
Design
[Signature]

MKTG
[Signature]

Q.C.
[Signature]



Ordering Information



COMPATIBILITY CHART

MATERIAL DASH NUMBER	MATERIAL DESCRIPTION	COATING SLASH NUMBER
-3	POLYOLEFIN, SEMI-RIGID	/42, /86
-4	POLYOLEFIN, FLEXIBLE	/42, /86
-25	ELASTOMER, FLUID RESISTANT	/86, /225

AS SUPPLIED DIMENSIONS ARE FOR UNCOATED PARTS,
WHEN COATING IS ADDED, ENTRY DIAMETERS WILL REDUCE BY 1.5mm MAX.

POTTING PORTS ARE OPTIONAL
WHEN SPECIFIED BY SUFFIX "-00"
THEY WILL BE LOCATED AS SHOWN

Raychem
Electronics OEM Division Europe
Swindon, Wiltshire, England.
Telephone: (01793) 528171 Fax: 573923