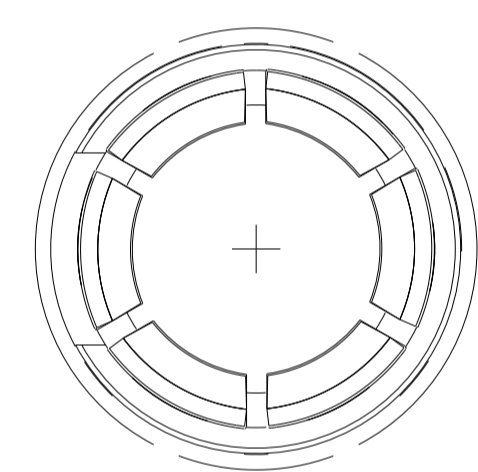
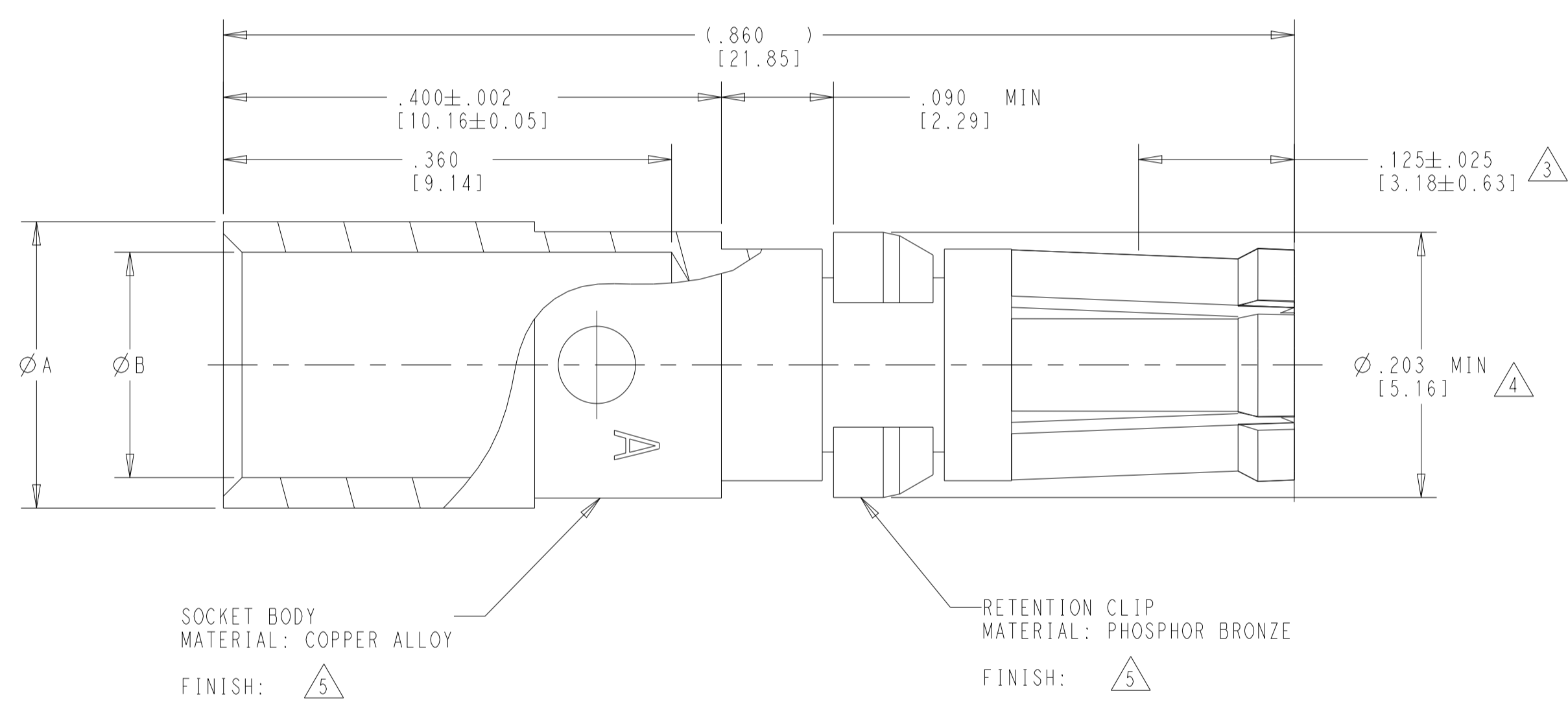
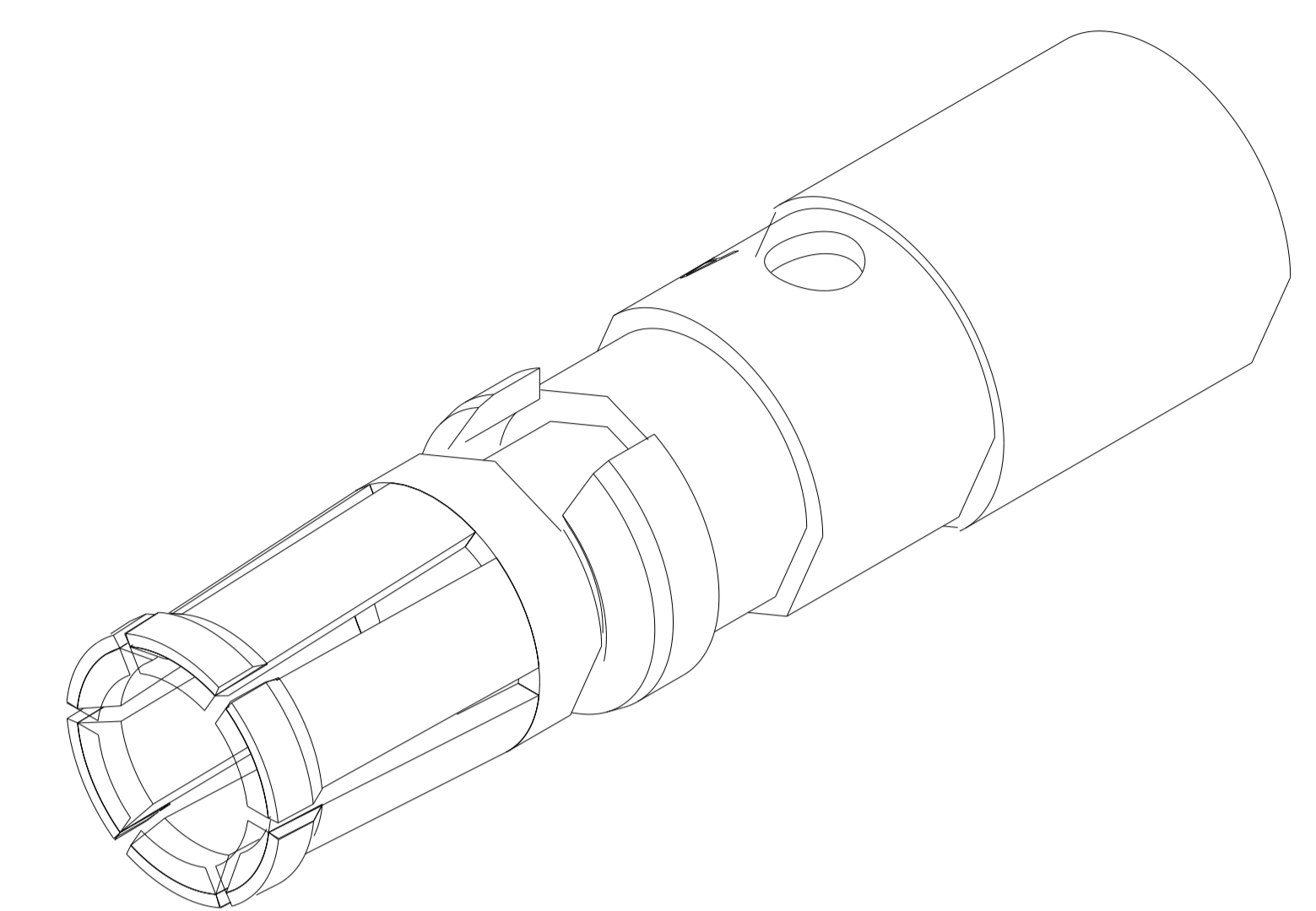


REVISIONS				
P	LTN	DESCRIPTION	DATE	APVD
U		ECN-23-XXXXXX; DRW REG W/CREO	27JUL2023	DR JW



- NOTES:
- MATES WITH TEC P/N 211159-11N AMPLIMITE CONNECTOR ASSEMBLIES ONLY
  - APPROVED CRIMP TOOLING: DANIELS CRIMP TOOL P/N M300-BT, DANIELS POSITIONER P/N SP689, STRIP LENGTH = .375 [9.53], #8 AWG SETTING 7, #10 AWG SETTING 6.  
NOTE: USE OF ANY UNAPPROVED TOOLING WILL RESULT IN CRIMPED TERMINATIONS THAT ARE NOT QUALIFIED
  - WIRE BARREL ACCEPTS #8 -#10 AWG STRANDED WIRE
  - RETENTION CLIP DIAMETER TO BE MEASURED WITH RING GAGE
  - FINISH:  
CONTACT: GOLD PLATE .000050 [.00127] MIN THK PER ASTM-B-488 OVER  
NICKEL UNDERPLATE .000050 [.00127] MIN THK PER PER QQ-N-290  
RETENTION CLIP: NICKEL PLATE .000050 [.00127] MIN THK PER PER QQ-N-290
  - RESTRICTED PART NUMBER

FINISH	$\phi B$	$\phi A$	WIRE SIZE [AWG]	PART NUMBER
$\Delta 6$	.136 [3.45]	.185 [4.70]	10	1-211161-2
$\Delta 6$	.181 [4.60]	.230 [5.84]	8	1-211161-1
$\Delta 3$	.136 [3.45]	.185 [4.70]	10	211161-2
$\Delta 3$	.181 [4.60]	.230 [5.84]	8	211161-1

THIS DRAWING IS A CONTROLLED DOCUMENT.

DWN: C.C. THOMAS 06SEPT2000  
 CHK: CHAD BAKER 06SEPT2000  
 APVD: CHAD BAKER 06SEPT2000

TE Connectivity

NAME: CONTACT ASSY, SOCKET CRIMP TYPE, WIRE SIZE #8 & #10 AWG

SIZE: A | CAGE CODE: 00779 | DRAWING NO: 211161 | RESTRICTED TO: -

MATERIAL: - | TOLERANCES UNLESS OTHERWISE SPECIFIED: - | APPLICATION SPEC: - | WEIGHT: - | SCALE: 10:1 | SHEET: 1 OF 1 | REV: U

CUSTOMER DRAWING