
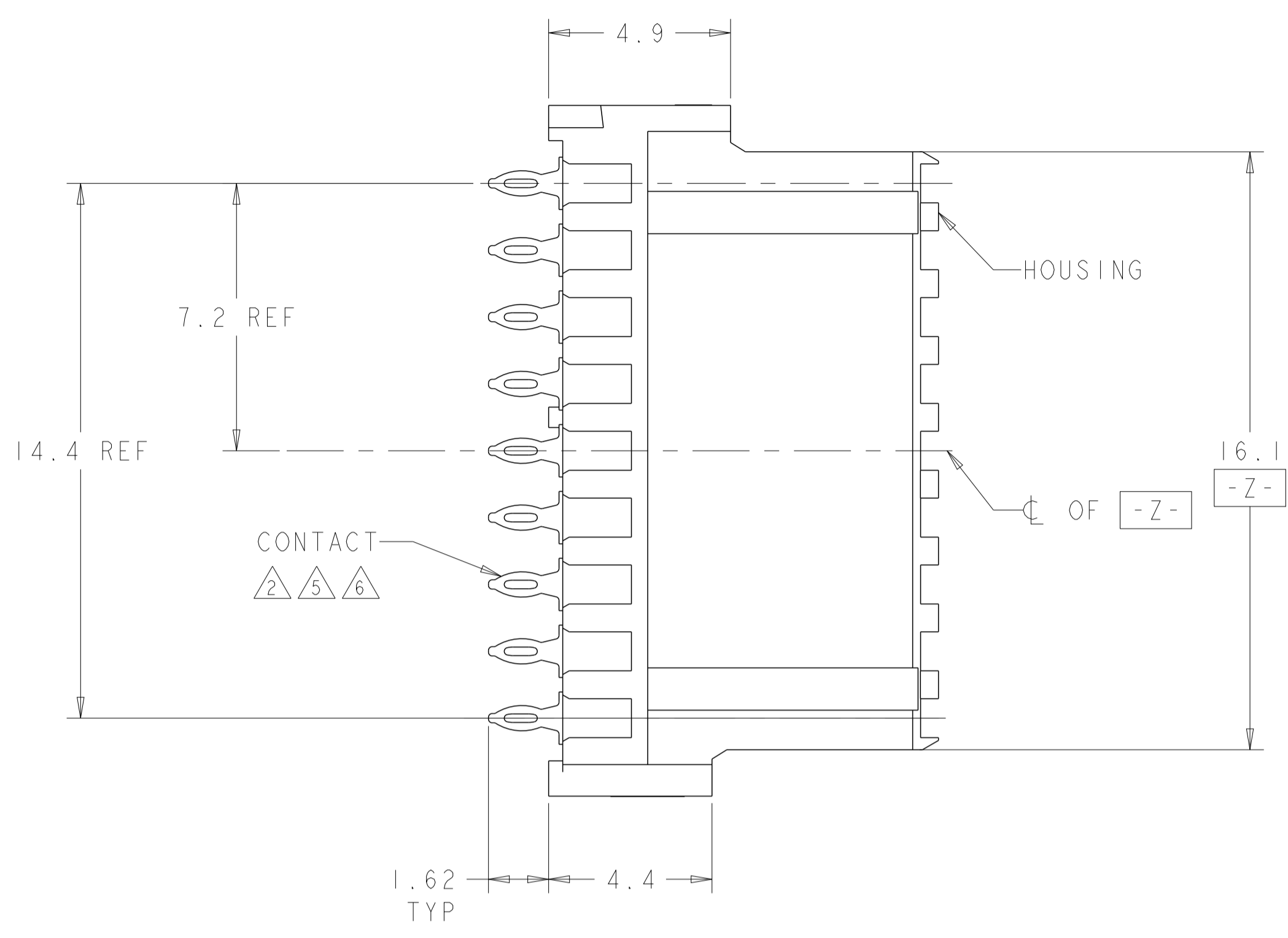
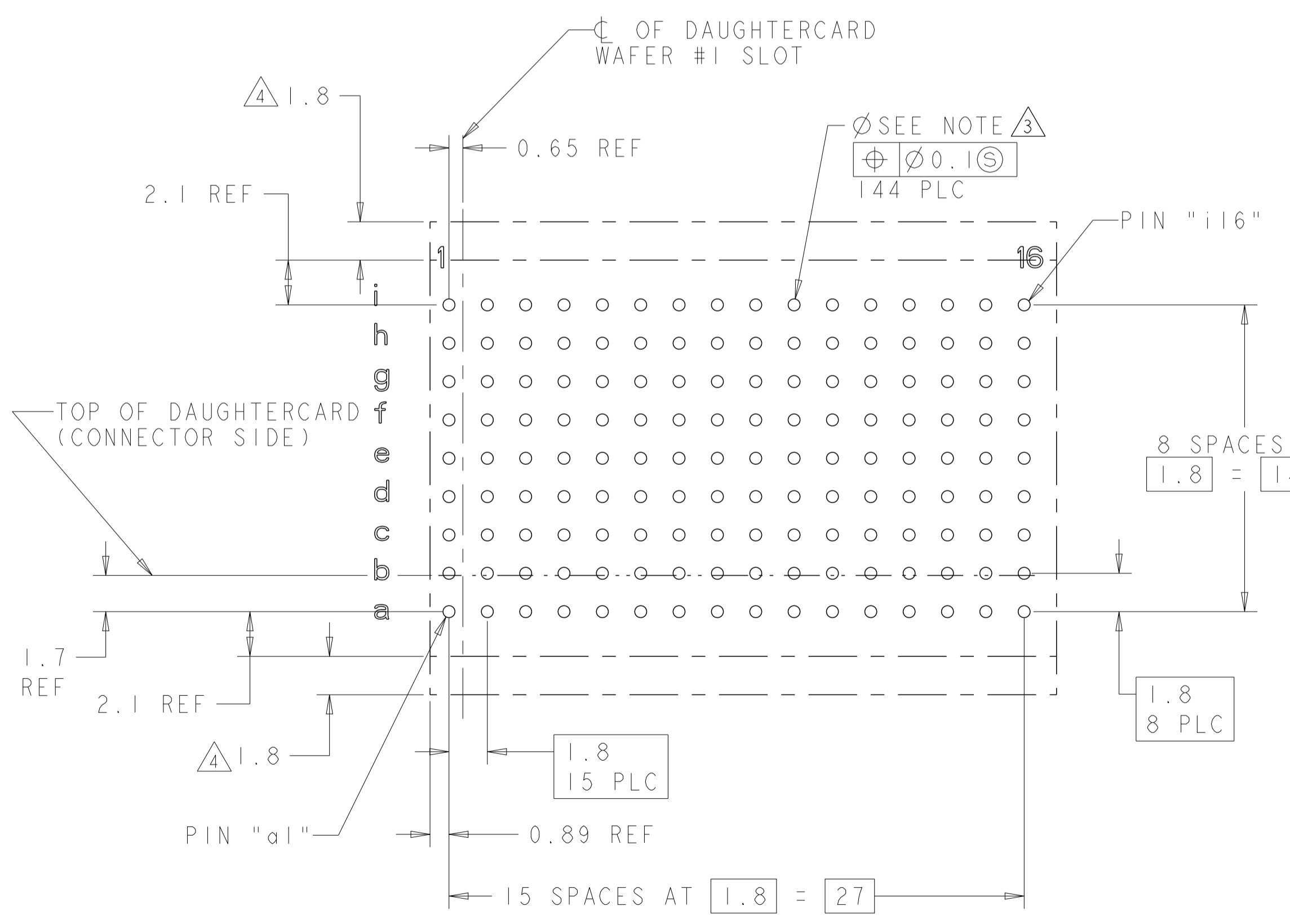


LOC		DIST		REVISIONS			
P	LTN	DESCRIPTION	DATE	DWN	APVD		
B		RELEASED PER ECO-13-004502	12MAR2013	KM	DH		
C		REVISED PER ECO-13-008265	20MAY2013	DB	DH		
D		REVISED PER ECN-21-117413	17SEP2021	JAB	DH		
E		REVISED PER ECN-22-133970	28JAN2022	JAB	DH		

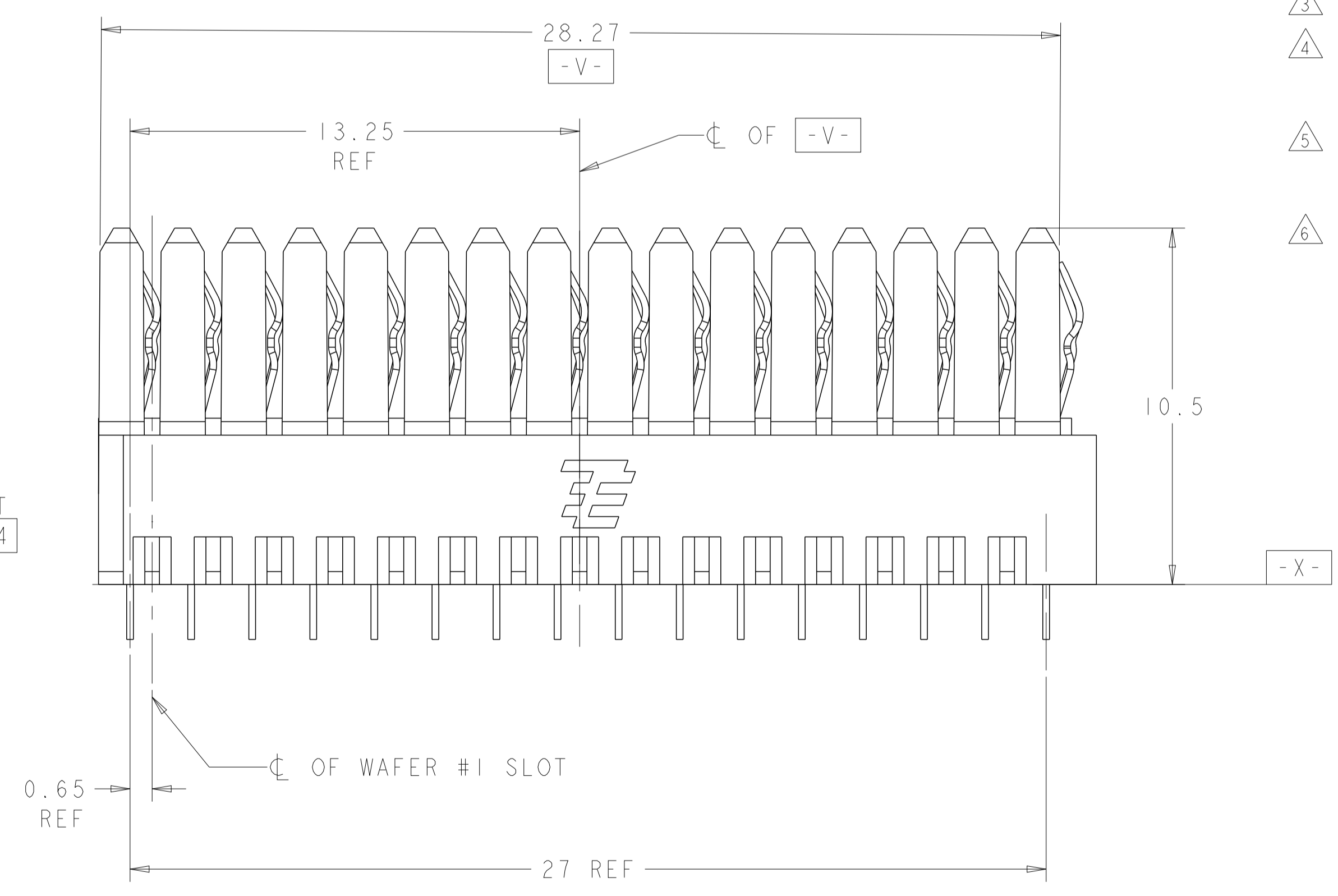


$\oplus 0.2(S) \times \sqrt{S} (Z)$

- 1 HOUSING: LCP, UL94V0, COLOR: BLACK. CONTACT: PHOSPHOR BRONZE.
- 2 FINISH: 1.27 $\mu$ m GOLD IN CONTACT AREA 1.27 $\mu$ m MIN. TIN-LEAD (93/7) ON PCB TAIL OVER 2.54 $\mu$ m MIN. NICKEL OVER ALL.
- 3 PLATED THROUGH HOLE PER 114-13056, FIGURE 4
- 4 ADDITIONAL CONNECTOR-SIDE KEEP-OUT AREA REQUIRED IF CONNECTOR-SIDE EXTRACTION TOOL IS TO BE USED.
- 5 FINISH: 1.27 $\mu$ m MIN GOLD IN CONTACT AREA, 0.50 $\mu$ m MIN TIN ON PCB TAIL OVER 2.54 $\mu$ m MIN. NICKEL OVER ALL.
- 6 FINISH: 1.27 $\mu$ m GOLD IN CONTACT AREA 1.27 $\mu$ m MIN. TIN-LEAD (60/40) ON PCB TAIL OVER 2.54 $\mu$ m MIN. NICKEL OVER ALL.



PC BOARD LAYOUT  
 (CONNECTOR SIDE)  
 (SEE SHEET 2 FOR RTM)  
 SCALE 5:1

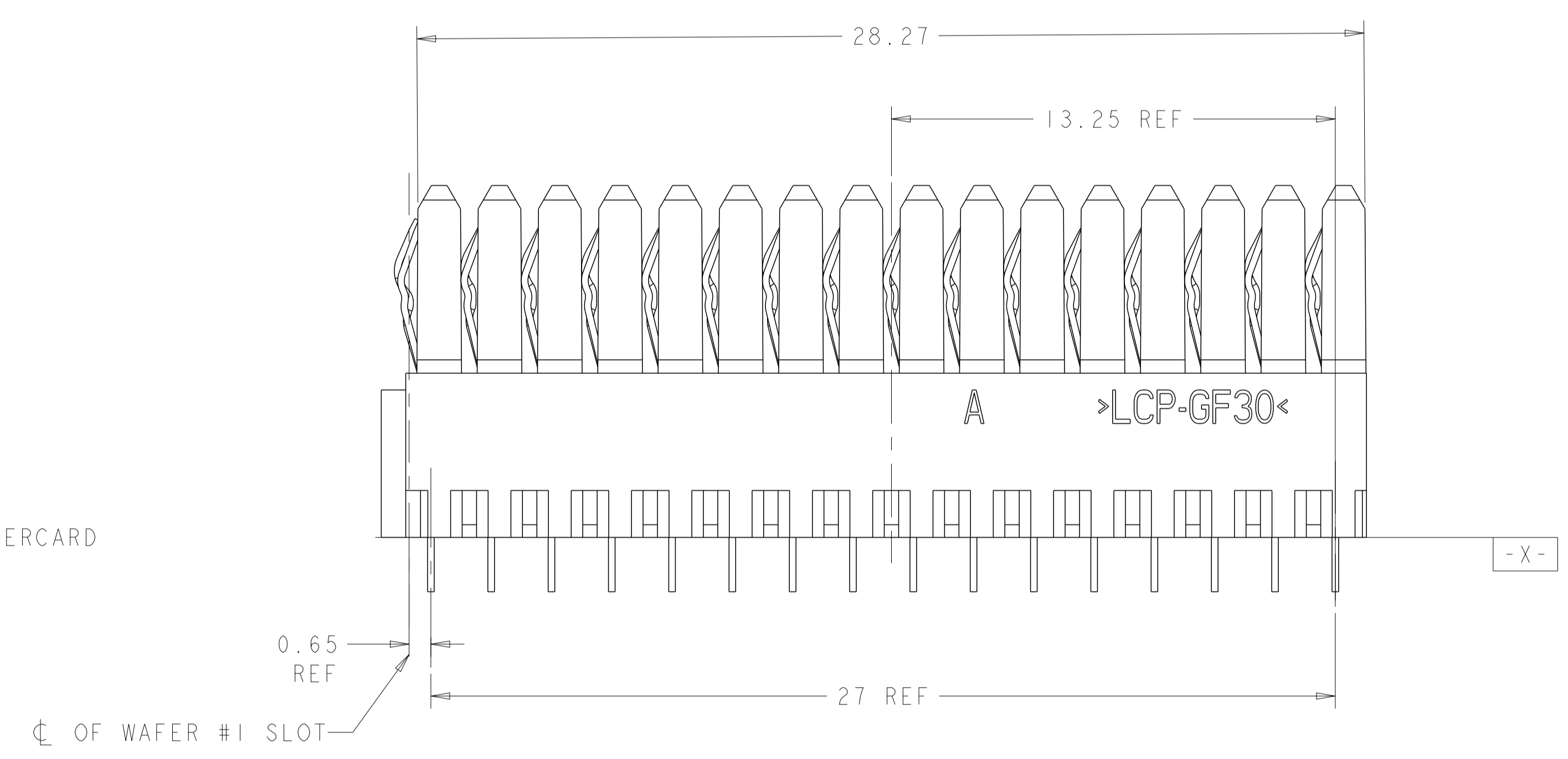
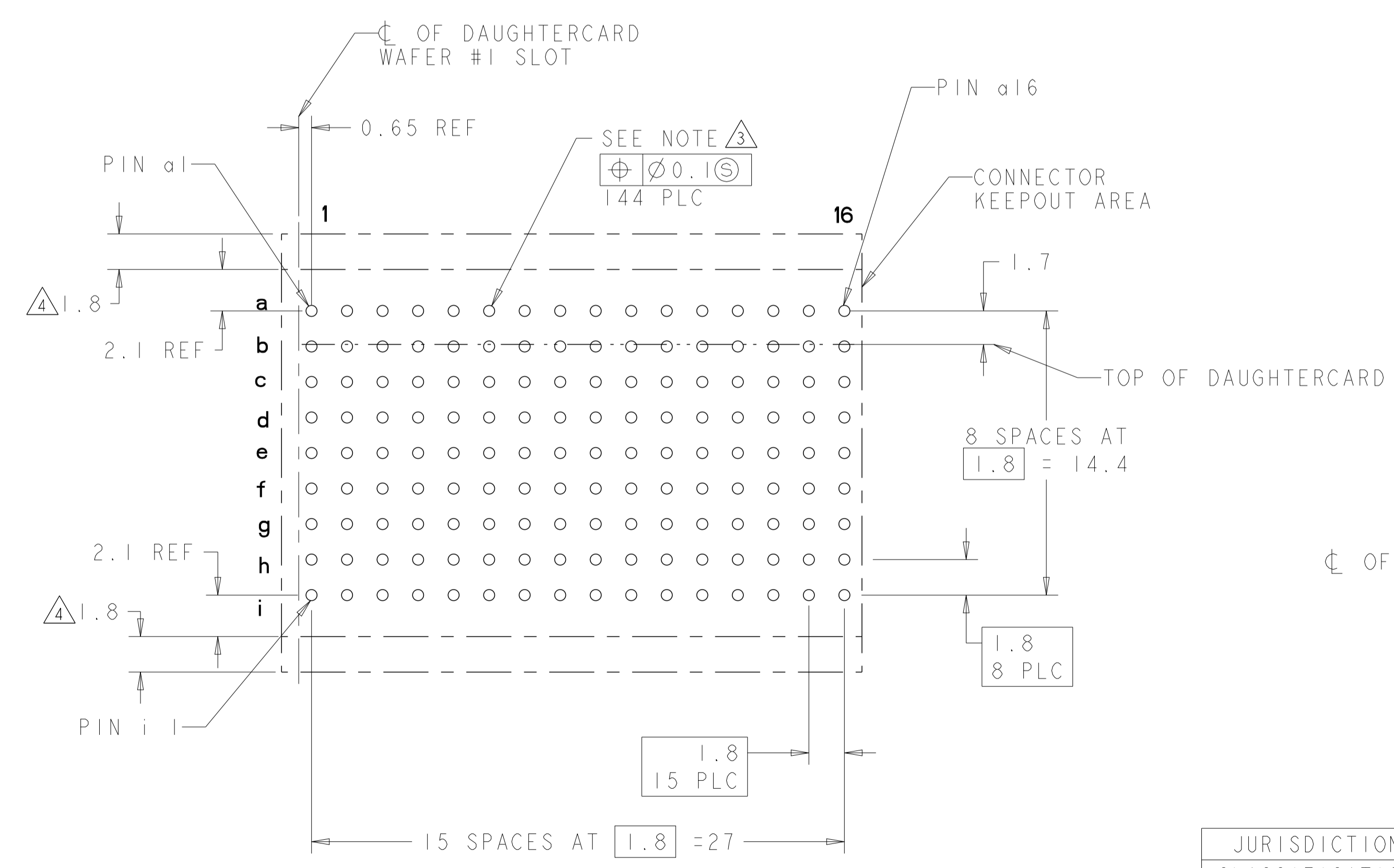

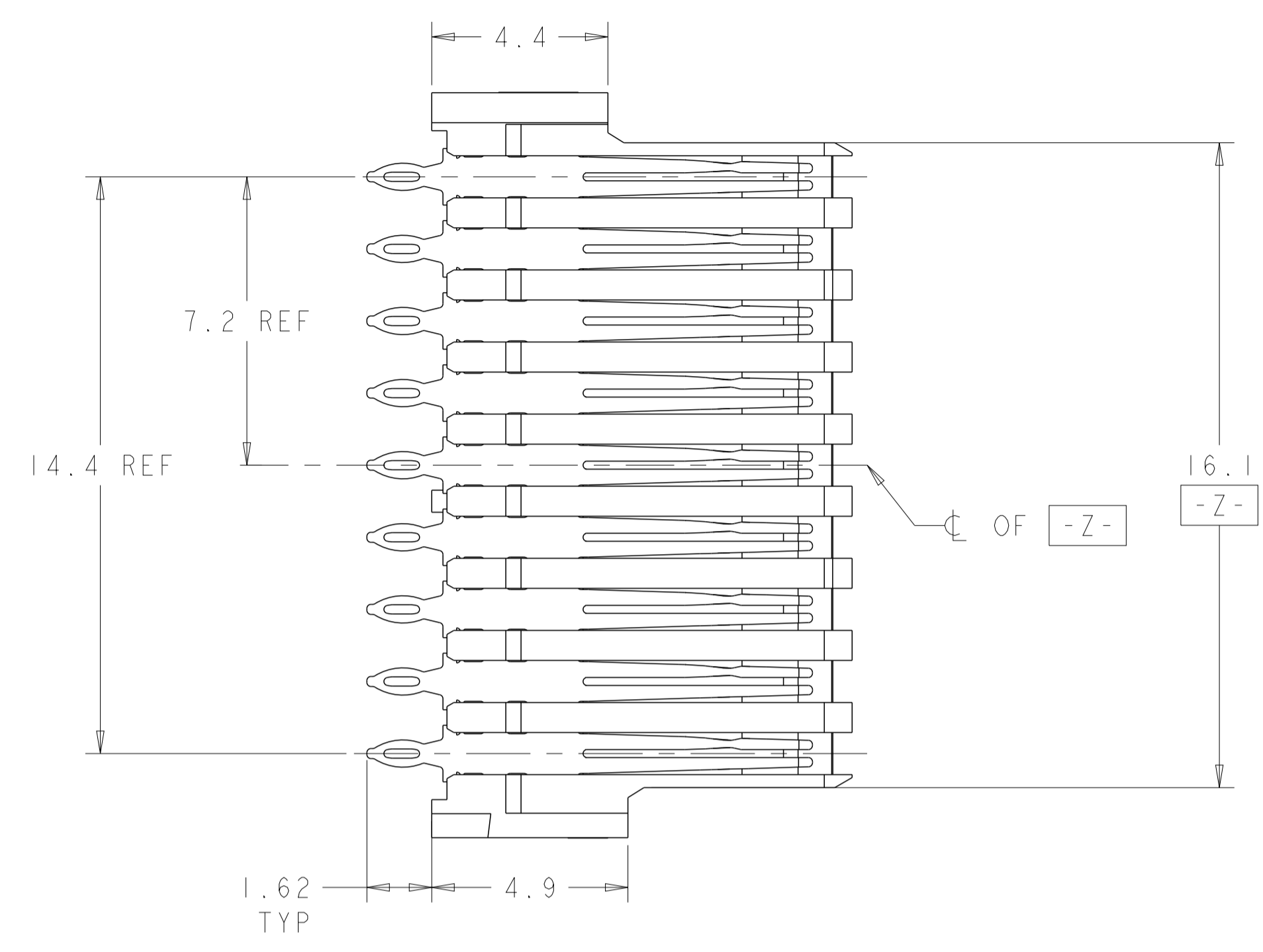


JURISDICTION	EAR
CLASSIFICATION	EAR99
DATE OF MARKING	17SEP2021
THIS DOCUMENT CONTAINS CONTROLLED TECHNICAL DATA SUBJECT TO THE EXPORT ADMINISTRATION REGULATIONS (EAR). VIOLATIONS OF THESE EXPORT LAWS AND REGULATIONS ARE SUBJECT TO CIVIL AND CRIMINAL PENALTIES.	

THIS DRAWING IS A CONTROLLED DOCUMENT.		DWN K. MILLER 07SEP2011	TE Connectivity CONNECTOR ASSEMBLY, BACKPLANE VERTICAL RECEPTACLE, CENTER, 20.3mm, MULTIGIG RT 2-R	
DIMENSIONS:		CHK K. THACKSTON 12SEP2011	NAME	
TOLERANCES UNLESS OTHERWISE SPECIFIED:		APVD M. McALONIS 10SEP2012	SIZE	
mm	0 PLC ±	PRODUCT SPEC	CAGE CODE	
	1 PLC ±0.5	APPLICATION SPEC	DRAWING NO	
	2 PLC ±0.13	114-13056	RESTRICTED TO	
	3 PLC ±	108-2072	SCALE	
	4 PLC ±	114-13056	SHEET	
	ANGLES ±1°	WEIGHT	OF	
MATERIAL	FINISH	6.51g	2	
	SEE TABLE	Customer Drawing	REV	
		A100779	E	

LOC		DIST		REVISIONS			
P	LTN	DATE	DMN	APVD			
-	-	SEE SHEET 1	-	-	-	-	

# REAR TRANSITION MODULE APPLICATION



RTM PC BOARD LAYOUT  
(CONNECTOR SIDE)  
SCALE 5:1

JURISDICTION	EAR
CLASSIFICATION	EAR99
DATE OF MARKING	17SEP2021
THIS DOCUMENT CONTAINS CONTROLLED TECHNICAL DATA SUBJECT TO THE EXPORT ADMINISTRATION REGULATIONS (EAR). VIOLATIONS OF THESE EXPORT LAWS AND REGULATIONS ARE SUBJECT TO CIVIL AND CRIMINAL PENALTIES.	

THIS DRAWING IS A CONTROLLED DOCUMENT.		DMN K. MILLER 12SEP2011	07SEP2011	TE Connectivity
DIMENSIONS:		CHK K. THACKSTON	10SEP2012	
TOLERANCES UNLESS OTHERWISE SPECIFIED:		APVD M. McALONIS	10SEP2012	NAME CONNECTOR ASSEMBLY, BACKPLANE VERTICAL RECEPTACLE, CENTER, 20.3mm, MULTIGIG RT 2-R
mm		PRODUCT SPEC		
0 PLC ± 1 PLC ±0.5 2 PLC ±0.13 3 PLC ± 4 PLC ± ANGLES ±1°		APPLICATION SPEC		
MATERIAL		114-13056		
SEE TABLE		WEIGHT	6.51g	RESTRICTED TO
		Customer Drawing		SCALE 2:1 SHEET 2 OF 2 REV E