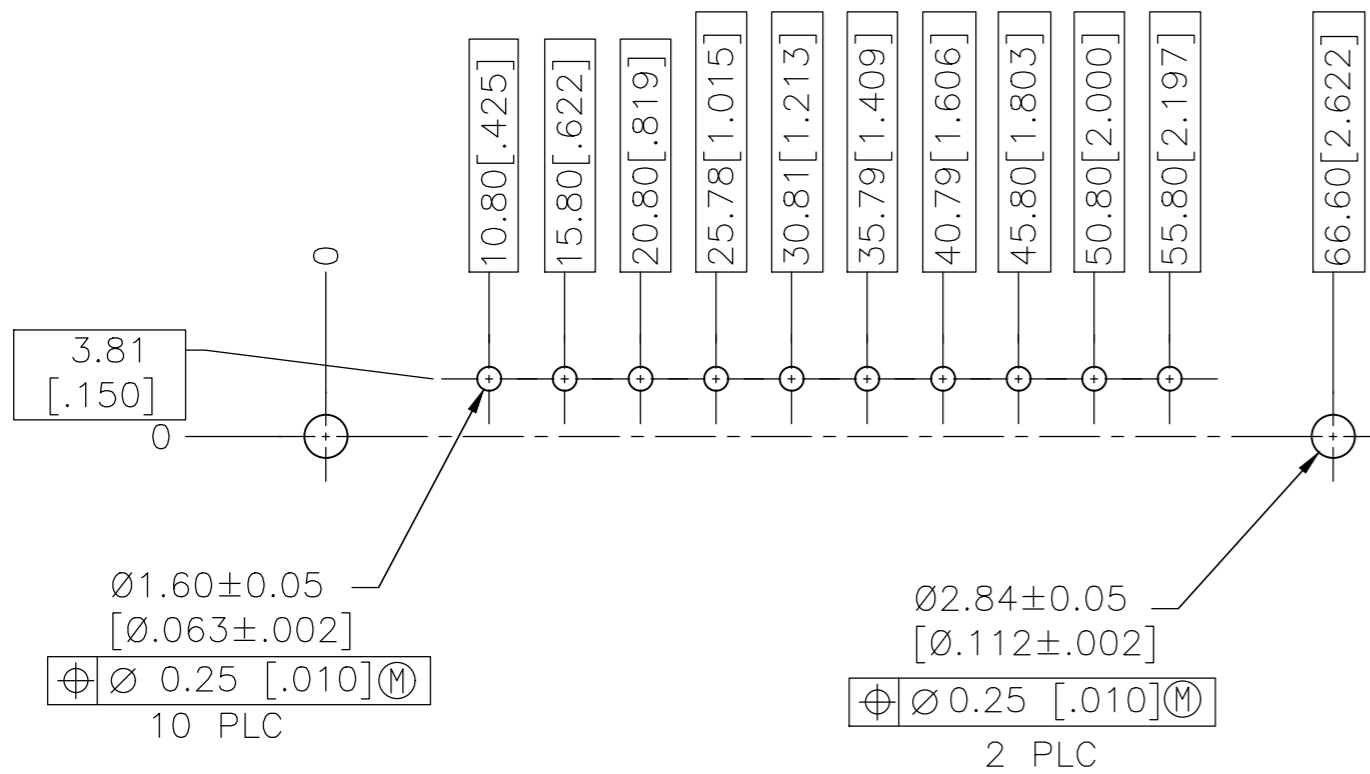
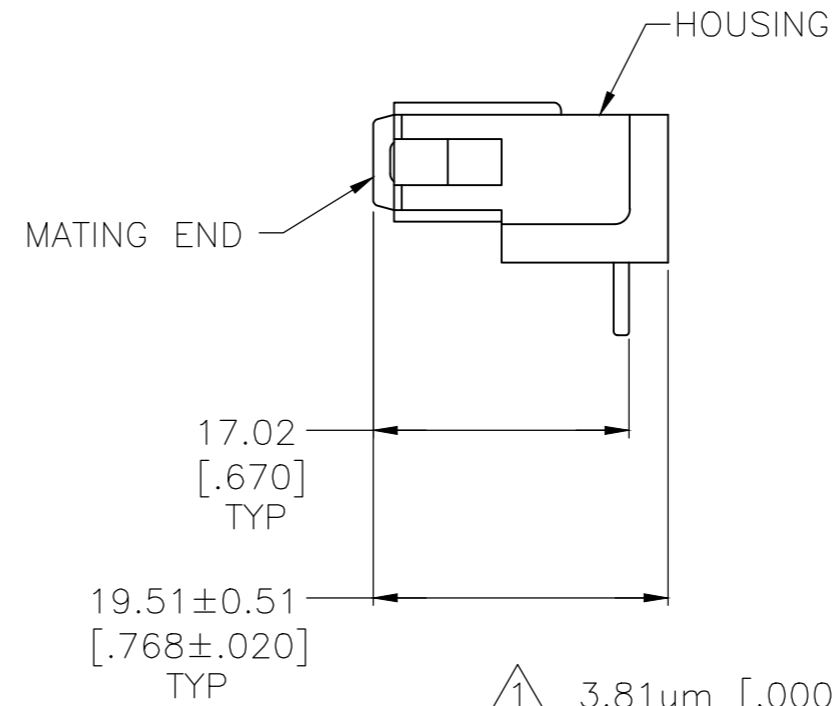
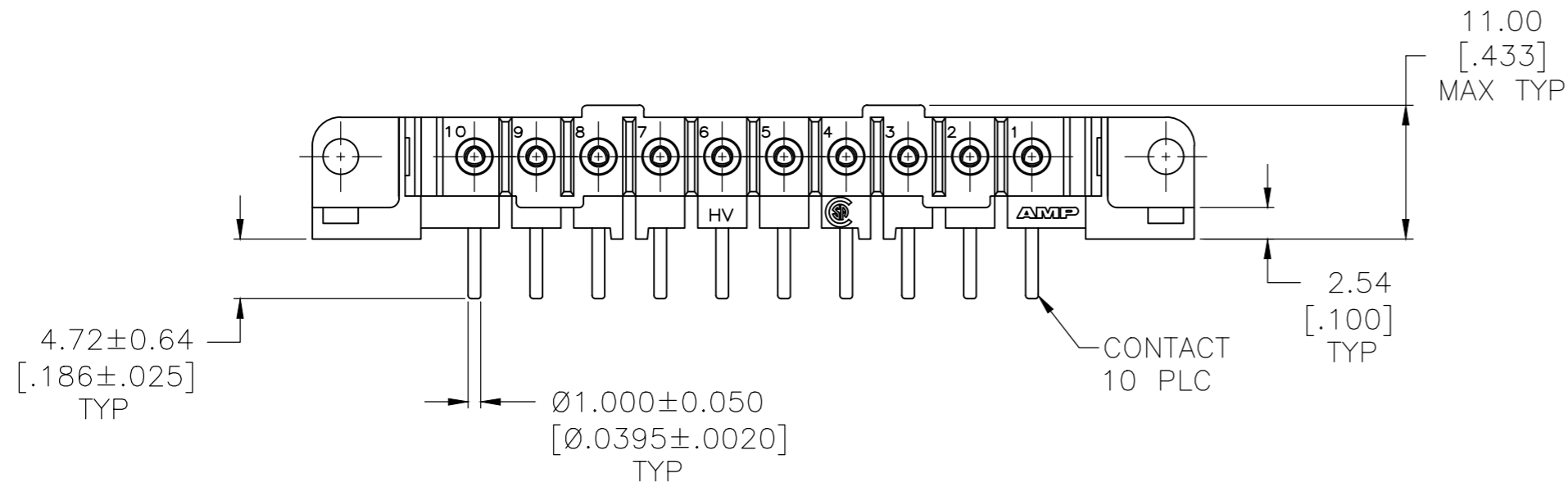
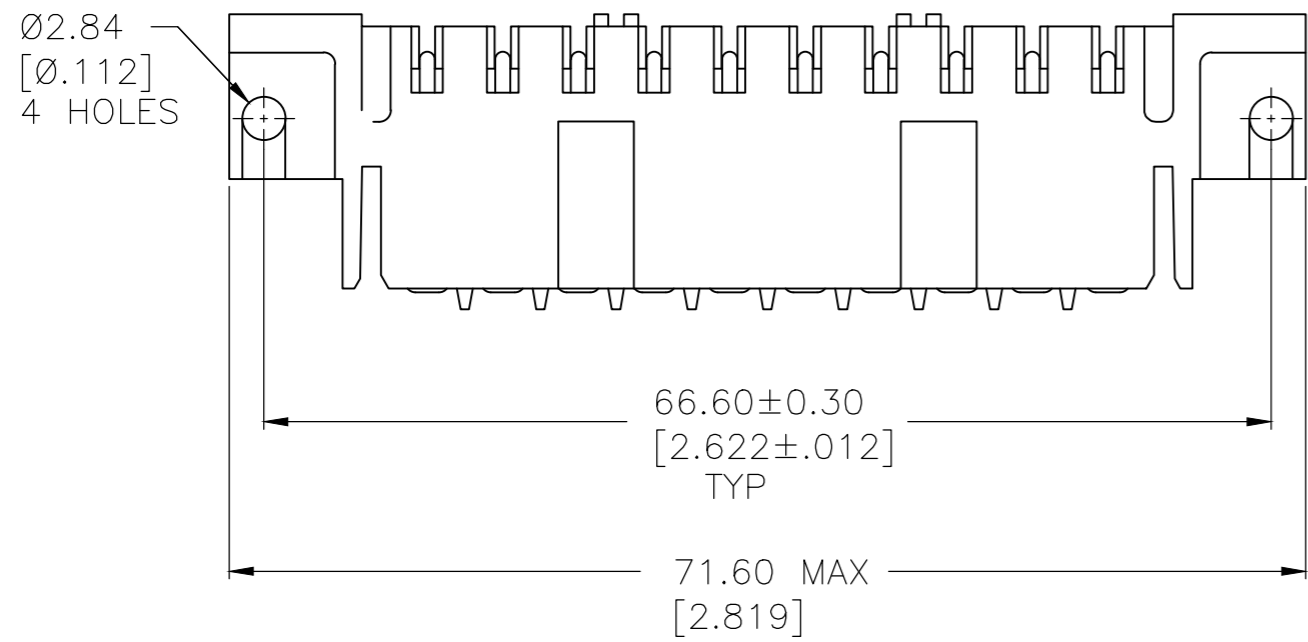


THIS DRAWING IS UNPUBLISHED. RELEASED FOR PUBLICATION
 © COPYRIGHT - By - ALL RIGHTS RESERVED.

REVISIONS					
P	LTR	DESCRIPTION	DATE	DWN	APVD
K		REVISED PER ECO-18-000443	30JAN2018	RS	MZ
L		REVISED PER ECO-20-001564	05FEB2020	SG	MZ



- 1 3.81um [.000150] MIN TIN-LEAD OVER 0.76um [.000030] MIN NICKEL.
- 2 0.76um [.000030] MIN GOLD FOR A LENGTH OF 5.08 [.200] MIN FROM MATING END, 3.81um [.000150] MIN TIN-LEAD FOR A LENGTH OF 5.23 [.206] MIN FROM OPPOSITE END, BOTH OVER 1.27um [.000050] MIN NICKEL.
- 3 3.81um [.000150] MIN TIN OVER 0.76um [.000030] MIN NICKEL.
- 4 0.76um [.000030] MIN GOLD FOR A LENGTH OF 5.08 [.200] MIN FROM MATING END, 3.81um [.000150] MIN TIN FOR A LENGTH OF 5.23 [.206] MIN FROM OPPOSITE END, BOTH OVER 1.27um [.000050] MIN NICKEL.
- 5 HOUSING MATERIAL: PA66, BLACK, UL 94 V-0 RATED.
- 6 CONTACT HOOD: STAINLESS STEEL
CONTACT BODY: PHOSPHOR BRONZE

	4	207612-7
	3	207612-6
OBSOLETE	2	207612-3
OBSOLETE	1	-207612-1
	CONTACT FINISH	PART NUMBER

THIS DRAWING IS A CONTROLLED DOCUMENT.		DWN L.SIPE 08/06/92	TE Connectivity Ltd.	
DIMENSIONS: mm [INCHES]		CHK J.McCLINTON 8-11-92	SOCKET HEADER ASSEMBLY, 10 POSN, IN-LINE, METRIMATE	
TOLERANCES UNLESS OTHERWISE SPECIFIED:		APVD -	NAME	
0 PLC ± -		PRODUCT SPEC	108-10033	
1 PLC ± -		APPLICATION SPEC	-	
2 PLC ± 0.25 [.010]		SIZE	CAGE CODE	DRAWING NO
3 PLC ± -		A2	00779	C=207612
4 PLC ± -		WEIGHT	RESTRICTED TO	
ANGLES ± -		CUSTOMER DRAWING	SCALE 2:1	SHEET 1 of 1
MATERIAL		FINISH	REV L	
CONTACTS: SEE TABLE				

RECOMMENDED PC BOARD LAYOUT