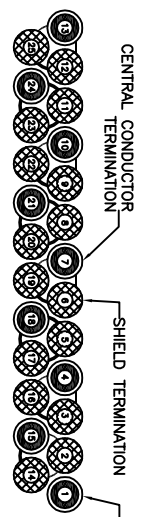
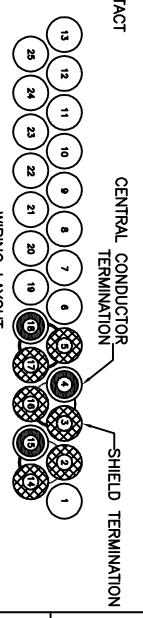
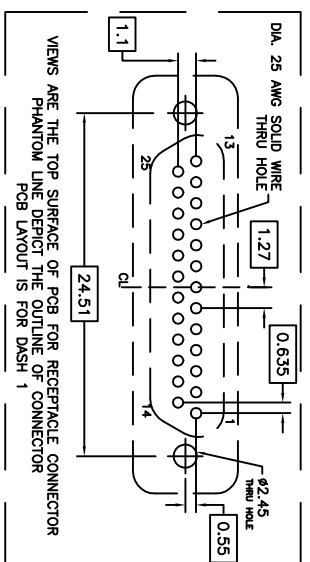


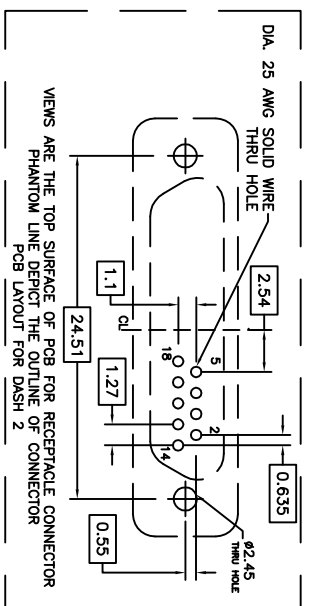
CONTACT ARRANGEMENT AS SEEN FROM
FACE VIEW OF SOCKET SIDE
(DUST CAP NOT SHOWN)



FRONT VIEW OF RECEPTACLE MATING INTERFACE FOR DASH 1



FRONT VIEW OF RECEPTACLE MATING INTERFACE FOR DASH 2



- 1 MAXIMUM POTTING DONE UP TO HEIGHT OF THE SHELL.
- 2 THE PN AND DATE CODE (YRWW) ARE PRINTED ON THE CONNECTOR SHELL.
- 3 SHELL MATERIAL: 6061 T6 ALUMINUM FINISH: ELECTROLESS NICKEL PLATED PER SAE-AMS-Q-26074 OR SAE-AMS-2404
- 4 INSULATOR: PPS PER ASTM D4067
- 5 CONTACT: BeCu, GOLD PLATED
- 6 HARDWARE: BUSHING: STAINLESS STEEL, PASSIVATED LOC WASHER: STAINLESS STEEL, PASSIVATED NOTE: STAINLESS STEEL, PASSIVATED
- 7 CENTER CONDUCTORS SHALL BE TERMINATED AS SHOWN IN LOCATIONS INDICATED BY
- 8 SHIELDS SHALL BE TERMINATED AS SHOWN IN LOCATIONS INDICATED BY
- 9 CONTACT NOT TO BE LOADED AS SHOWN IN LOCATIONS INDICATED BY
- 10 FOR DASH 2, CONTACT LOCATION 1,6,7,8,9,10,11,12,13,19,20,21,22,23,24&25 ARE LEFT BLANK AND NO CONTACTS ARE LOADED IN THESE LOCATIONS. THESE CAVITIES ARE FILLED WITH POTTING

THIS DRAWING IS A CONTROLLED DOCUMENT.

DIMENSIONS: mm [INCHES]	TOLERANCES UNLESS OTHERWISE SPECIFIED:
0 PIC	±
1 PIC	±
2 PIC	±
3 PIC	±
4 PIC	±
ANGLES	±



MATERIAL	FINISH	WEIGHT
-	-	-

DMN SUNNY S 27APR2012

CHK NIRANJAN H 27APR2012

APRD GIRISH A 27APR2012

PRODUCT SPEC

APPLICATION SPEC

WEIGHT

CUSTOMER DRAWING

SIZE	QAGE CODE	DRAWING NO	RESTRICTED TO
A3	SDX74	1959320	-



MCDM1, 25 POSITION, SOLID WIRE CONNECTOR

DMN	DATE	DESCRIPTION
27APR2012	7±0.5	MCDM1-2-25SS-4X-0.28
27APR2012	7±0.5	MCDM1-2-25SS-4-0.28
	A	TE PN DESCRIPTION