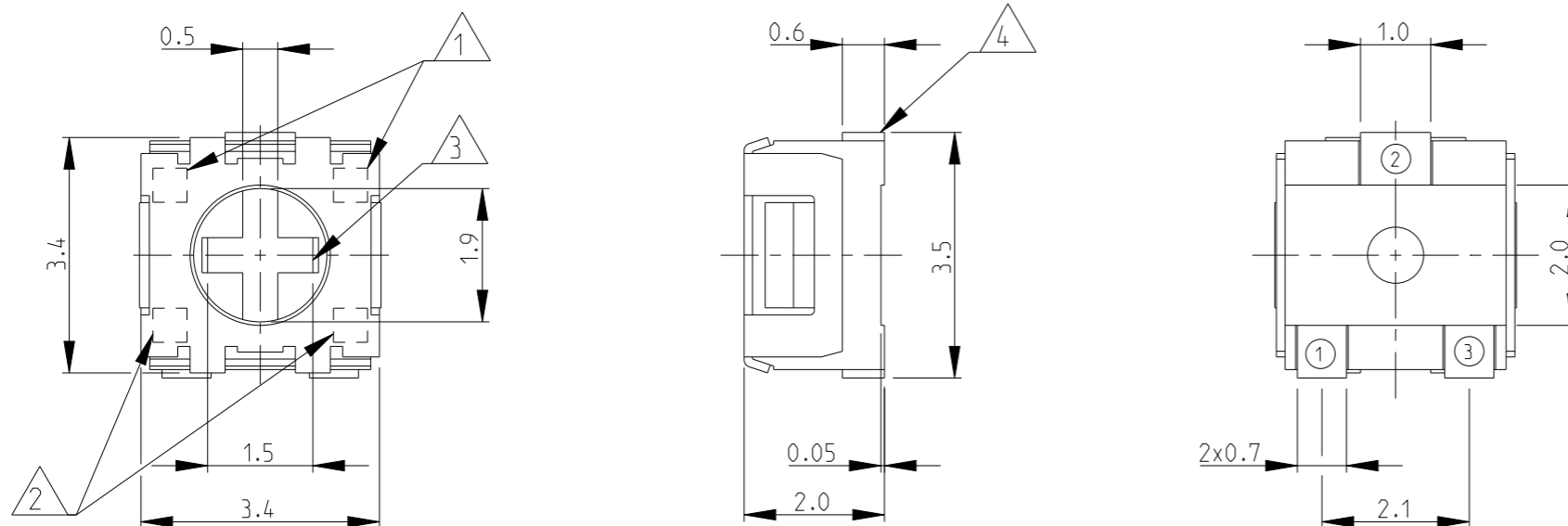
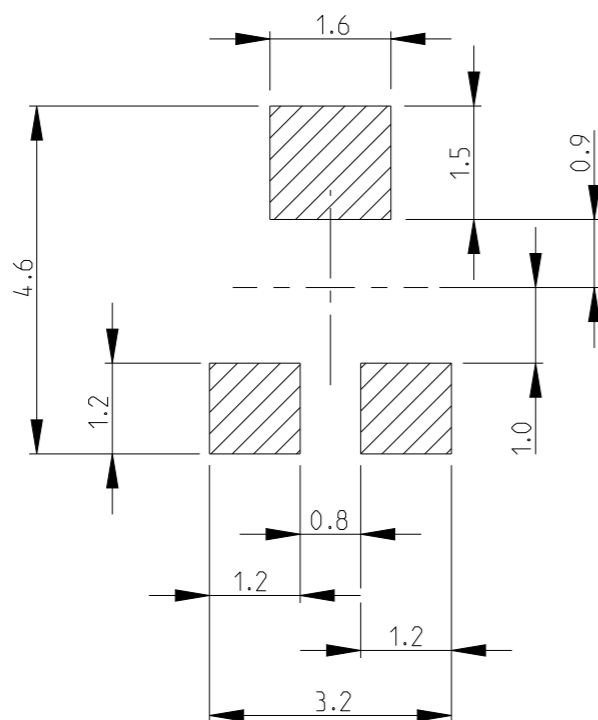


P	LTR	DESCRIPTION	DATE	DWN	APVD
	A	NEW RELEASE	13NOV2008	SM	St.P
	A1	OBSOLETE	28MAR2022	SP	AP
	A2	RELEASED	07APR2022	DM	AP

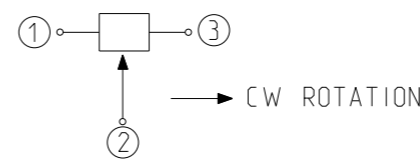


- 1 DATE CODE
- 2 RESISTANCE CODE 2 DIGITS
- 3 CROSS SLOT FOR "0" BIT DRIVER, DEPTH: 0.45mm
- 4 t=0.12 SOLDER-PLATED
- 5 FOR FURTHER INFORMATION SEE DATA SHEET FOR 3213 SERIES-SMD TRIMMERS

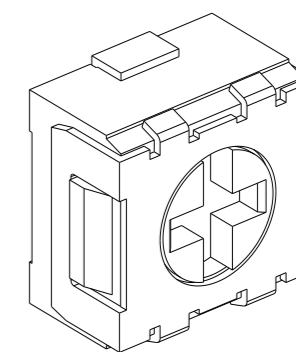
RECOMMENDED LAND PATTERN




CIRCUIT DIAGRAM



RoHS Compliant



THIS DRAWING IS A CONTROLLED DOCUMENT.		DWN	SUBHASH.M 13NOV2008		 TE Connectivity
DIMENSIONS: mm		CHK	PRAKASH.S 13NOV2008		
TOLERANCES UNLESS OTHERWISE SPECIFIED:		APVD	STEPHEN.P 13NOV2008		
0 PLC ±0.2 1 PLC ±0.1 2 PLC ± 3 PLC ± 4 PLC ± ANGLES ±5°		PRODUCT SPEC		NAME SMD TRIMMERS SERIES 3213	
MATERIAL		APPLICATION SPEC		SIZE CAGE CODE DRAWING NO RESTRICTED TO	
-		-		A3 00779 C=1879029	
-		-		SCALE 10:1 SHEET 1 OF 1 REV A2	
-		CUSTOMER DRAWING		-	