

4

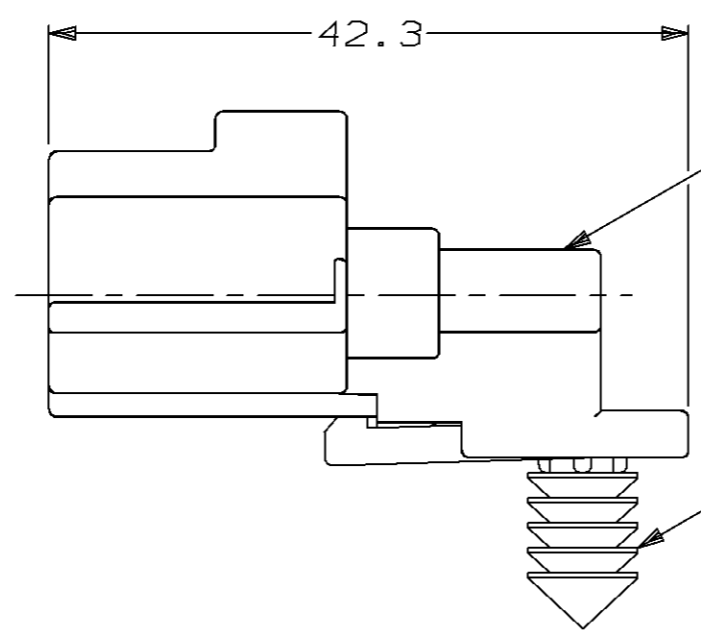
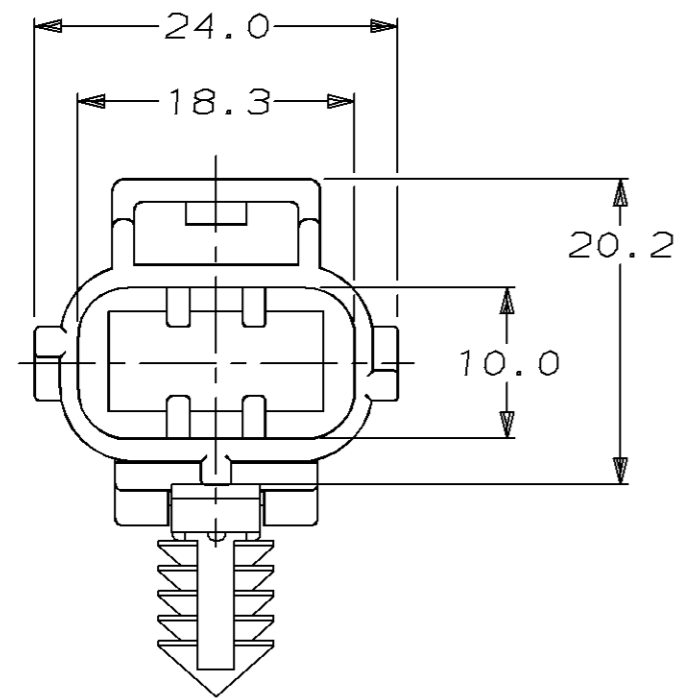
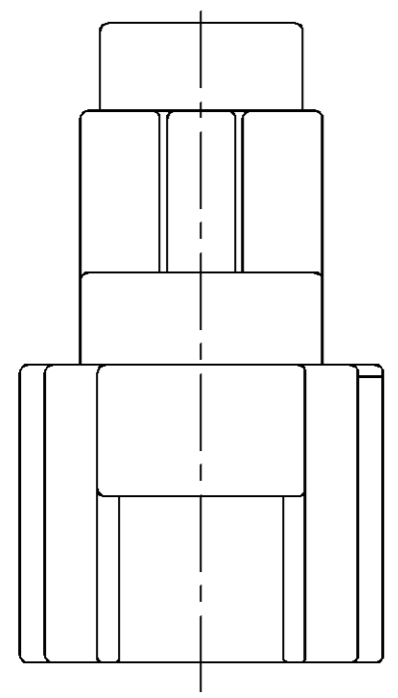
3

2

1

THIS DRAWING IS UNPUBLISHED. RELEASED FOR PUBLICATION ,19 .  
 © COPYRIGHT 19 BY AMP INCORPORATED. ALL RIGHTS RESERVED.

LOC	DIST	REVISIONS					
P	LTR	DESCRIPTION	DATE	DWN	APVD		
G	16	0		INITIAL RELEASE	02/15/96	KW	JK
		A		REV PER ECN #OKSO-0015-96	09/23/96	KW	JK



△ RETAINER CLIP TO SNAP INTO A 6.50 DIA HOLE IN MATERIAL WITH A THICKNESS OF 0.56-5.10.

3 POSN END CAP  
 MATL: PBT, 15% GLASS FILLED  
 FINISH: BLACK

RETAINER CLIP △  
 MATL: NYLON  
 FINISH: NATURAL

184200-1  
 PART NUMBER

<small>THIS DRAWING IS A CONTROLLED DOCUMENT FOR AMP INCORPORATED. IT IS SUBJECT TO CHANGE AND THE CONTROLLING ENGINEERING ORGANIZATION SHOULD BE CONTACTED FOR THE LATEST REVISION.</small>		DWN	K. WISE	02/15/96	AMP Incorporated Harrisburg, PA 17105-3608
DIMENSIONS: mm		CHK	J. KUNKLE	03/06/96	
TOLERANCES UNLESS OTHERWISE SPECIFIED: 0 PLC ±- 1 PLC ±0.3 2 PLC ±- 3 PLC ±- 4 PLC ±- ANGLES ±- FINISH -		APVD	J. KUNKLE	03/06/96	NAME
MATERIAL -		PRODUCT SPEC	END CAP HSG ASSY, SSC, 3 POSN D KEY		
		APPLICATION SPEC	SIZE	A3	CAGE CODE
		WEIGHT	00779		DRAWING NO
		CUSTOMER DRAWING	G=184200		SCALE
			2:1	SHEET	1 OF 1
				REV	A