THIS DRAWING IS UNPUBLISHED. RELEASED FOR PUBLICATION 2008
© COPYRIGHT 2008 BY TYCO ELECTRONICS CORPORATION. ALL RIGHTS RESERVED.

LOC	DIST
F	00

REVISIONS

P	LTR	DESCRIPTION	DATE	DWN	APVD
	A	FIRST ISSUE	06MAY2008	FSt	JDr

COUPE B-B
SECTION B-B

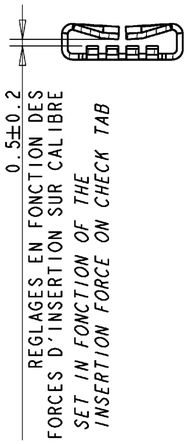

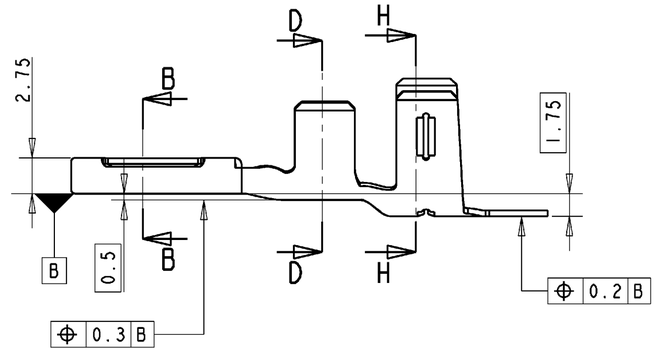

SECTION D-D
SECTION D-D

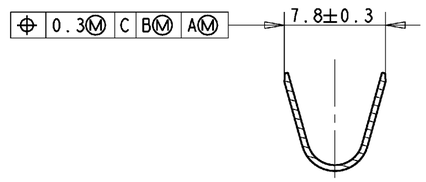

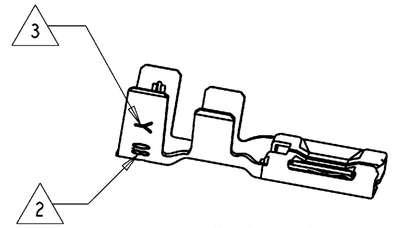

ECHELLE 2:1
SCALE 2:1

SECTION H-H
SECTION H-H

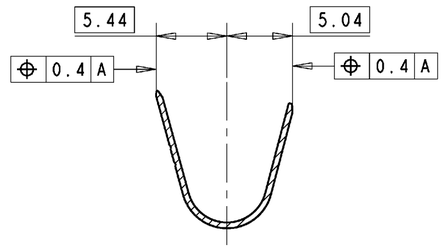

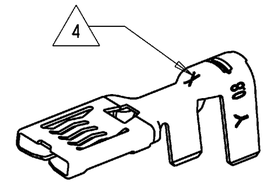

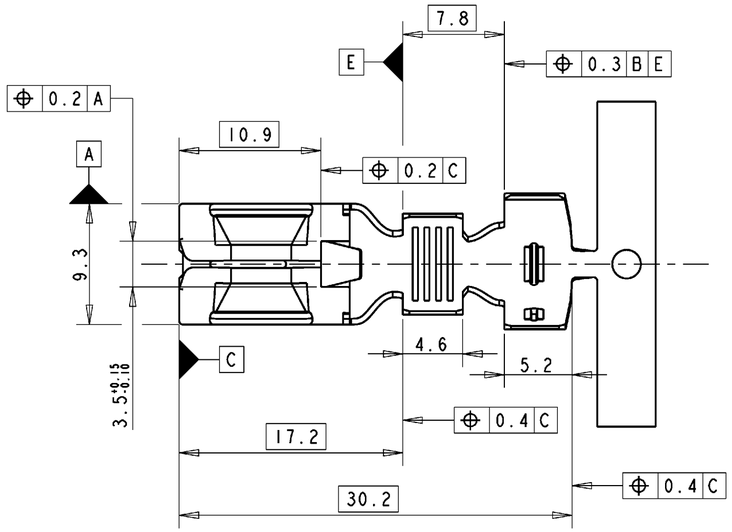

	NOTE	*NOTE*
1	CONDITIONNEMENT : VOIR SPECIFICATION 107-15602	*PACKAGING : SEE SPECIFICATION 107-15602*
2	MARQUAGE "0.8" POUR CLIP AVEC ENTREFER REGLE POUR UTILISATION SUR LANGUETTE D'EPAISSEUR 0.8mm.	*"0.8" MARKING FOR RECEPTACLE CONTACT WITH GAP SET FOR USE WITH 0.8mm THICK TAB*
3	MARQUAGE MATIERE VOIR TABLEAU DES REFERENCES	*MATERIAL MARKING* *SEE PART NUMBER TABLE*
4	MARQUAGE GAMME: "C" POUR GAMME 7-10mm2	*RANGE MARKING: "C" FOR RANGE 7-10mm2*
5	PLAN D'INTERMONTABILITE: 1544953	*INTERFACE CAVITY DRAWING: 1544953*

PAS: 25mm
PITCH: 25mm

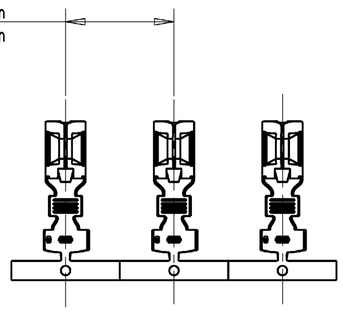

ECHELLE 1:1
SCALE 1:1

REF TYCO ELECTRONICS *TYCO ELECTRONICS PN*	DESIGNATION *DESCRIPTION*	MATIERE *MATERIAL*	MARQUAGE MATIERE *MATERIAL MARKING*	FINITION *FINISH*
1801433-1	CLIP 8mm MAXIFUSE PLUS G:7-10mm2 *8mm MAXIFUSE PLUS RECEPTACLE* *WIRE RANGE: 7-10mm2*	CuNiSi *CuNiSi*	"S"	PRE-ETAME SnAg(1-3%): 1-3µ *PRE-TINNED* *SnAg(1-3%): 1-3µ*

THIS DRAWING IS A CONTROLLED DOCUMENT FOR TYCO ELECTRONICS CORPORATION. IT IS SUBJECT TO CHANGE AND THE CONTROLLING ENGINEERING ORGANIZATION SHOULD BE CONTACTED FOR THE LATEST REVISION.

DIMENSIONS: mm

TOLERANCES UNLESS OTHERWISE SPECIFIED:

0 PLC	±0.2
1 PLC	±0.2
2 PLC	±0.2
3 PLC	±0.2
4 PLC	±0.2
ANGLES	±5°

MATERIAL: SEE TABLE
FINISH: SEE TABLE

DWN	F.SAPET	06MAY2008
CHK	P.FLORES	06MAY2008
APVD	J.DAHER	06MAY2008
PRODUCT SPEC	108-15392	
APPLICATION SPEC	114-15107	
WEIGHT	0.0023kg	

Tyco Electronics
Tyco Electronics France SAS
RN 90, 38530 Chapareillan

NAME: RECEPTACLE CONTACT, 8MM MAXIFUSE PLUS, WIRE RANGE 7-10MM2
CLIP 8MM MAXIFUSE PLUS G:7-10MM2

SIZE	CAGE CODE	DRAWING NO	RESTRICTED TO
A2	00779	C-1801433	-

CUSTOMER DRAWING | SCALE 3:1 | SHEET 1 OF 1 | REV A