

THIS DRAWING IS UNPUBLISHED. RELEASED FOR PUBLICATION
 © COPYRIGHT BY TYCO ELECTRONICS CORPORATION. ALL INTERNATIONAL RIGHTS RESERVED.

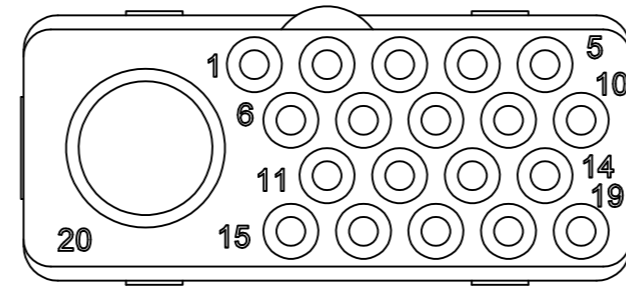
LOC	DIST	REVISIONS			
P	LTR	DESCRIPTION	DATE	DWN	APVD
		0	CONVERTED RADIALL DWG TO TYCO ACAD DWG	11/03	--
		1	REVISED	22APR10	RF JM

1 FRONT & REAR INSULATORS: THERMOSET EPOXY PER ASTM D5948
 CONTACT RETENTION CLIPS: COPPER ALLOY PER ASTM B194

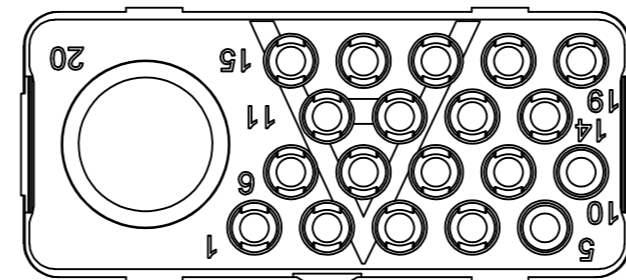
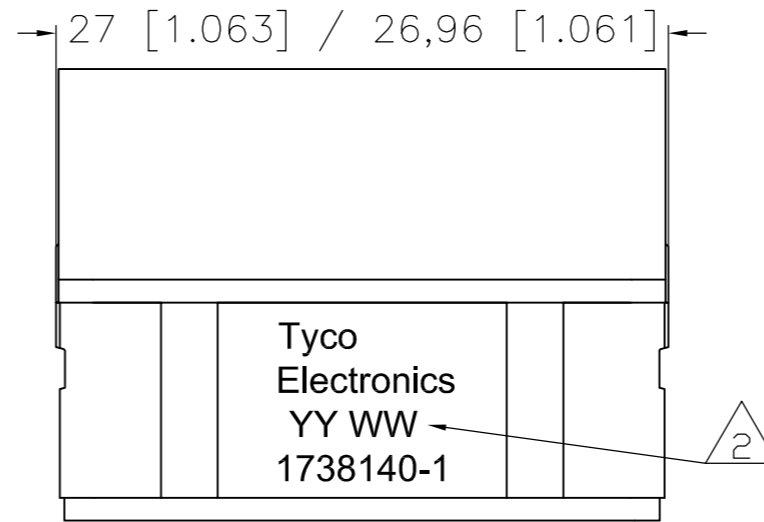
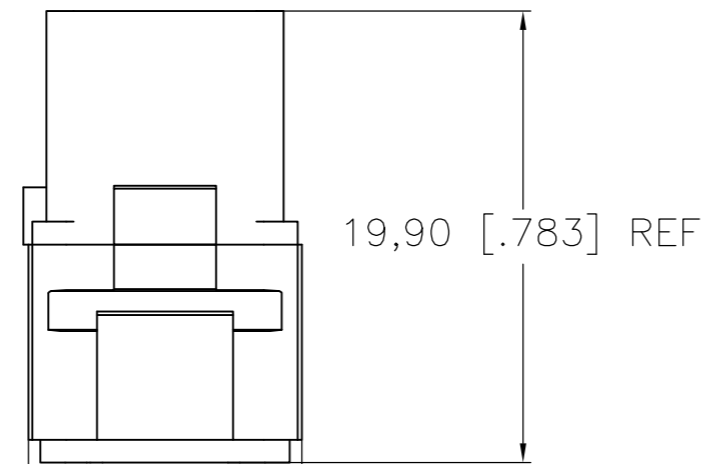
2 DATE CODE: YEAR & WEEK (YY WW)

3. DESCRIPTIVE PART NUMBER: GPRBN20C1SA
 THIS INSERT CONTAINS:
 19 CAVITIES FOR SIZE 20 SOCKET CONTACTS
 1 CAVITY FOR SIZE 5 SOCKET CONTACTS

4. THIS PRODUCT IS SOLD BY TYCO ELECTRONICS
 UNDER A LICENSE FROM RADIALL SA.



MATING FACE



THIS PRINT IS
PRELIMINARY
 UNQUALIFIED PRODUCT
 CONTACT PRODUCT ENGINEERING
 BEFORE USING THIS PRINT

1738140-1
 PART NUMBER

THIS DRAWING IS A CONTROLLED DOCUMENT.		DWN	NOV03	Tyco Electronics Corporation Harrisburg, PA 17105-3608
DIMENSIONS: mm [INCHES]		CHK	NOV03	
TOLERANCES UNLESS OTHERWISE SPECIFIED:		APVD	NOV03	
0 PLC ± - 1 PLC ± - 2 PLC ± 0.05 [.002] 3 PLC ± - 4 PLC ± - ANGLES ± -		PRODUCT SPEC	NAME	
MATERIAL		APPLICATION SPEC		GPR-B SOCKET INSERT CLASS N CONTACT ARRANGEMENT 20C1 KEY A
FINISH		WEIGHT	-	SIZE
-		CUSTOMER DRAWING		CAGE CODE
-		SCALE 1:1		00779
-		SHEET 1 of 1		DRAWING NO
-		REV 1		1738140