THIS DRAWING IS UNPUBLISHED. RELEASED FOR PUBLICATION - .- .
© COPYRIGHT - By - ALL RIGHTS RESERVED.

REVISIONS					
P	LTR	DESCRIPTION	DATE	DWN	APVD
	N	REVISED PER ECR-19-008349	29MAY2019	AL	HL

1. HOUSING: LCP, BLACK. CONTACT & GROUND PLANE: PHOS BRONZE.
2. CONTACT PLATING: SELECT 0.25 MICROMETERS (.000010 IN) MIN. GOLD.
3. FOR STANDARD APPLICATIONS, ORIENTATION HOLE TO BE ø1.02 [ø.0400].
4. OBSOLETE PARTS: OBSOLETE CIS STREAMLINING PER D.RENAUD/D.SINISI

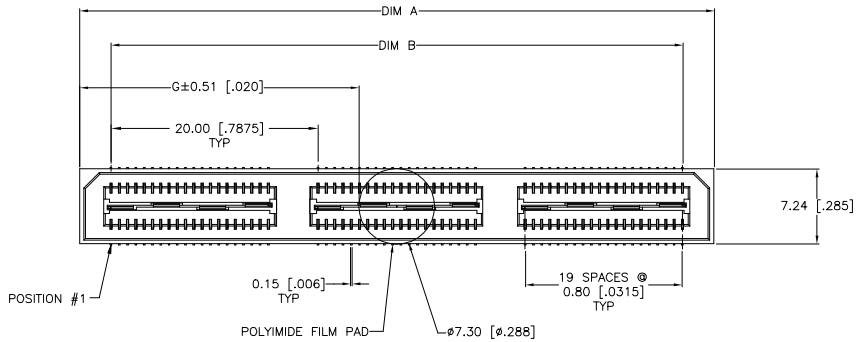

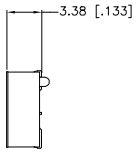

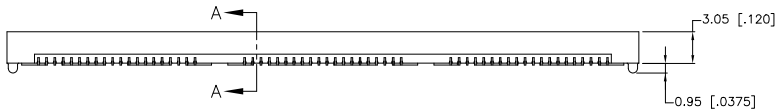

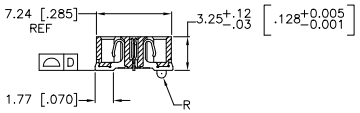

SECTION A–A

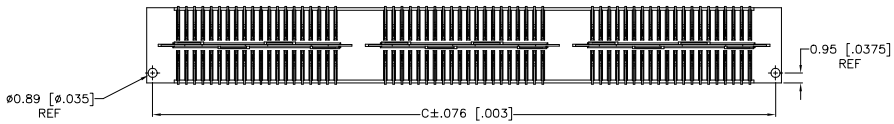

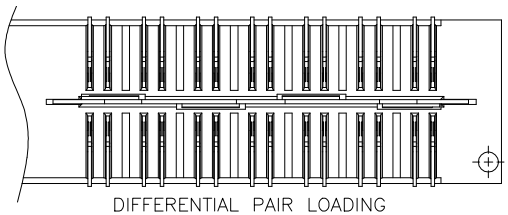

DIFFERENTIAL PAIR LOADING
(BOTTOM VIEW)
SCALE 2:1

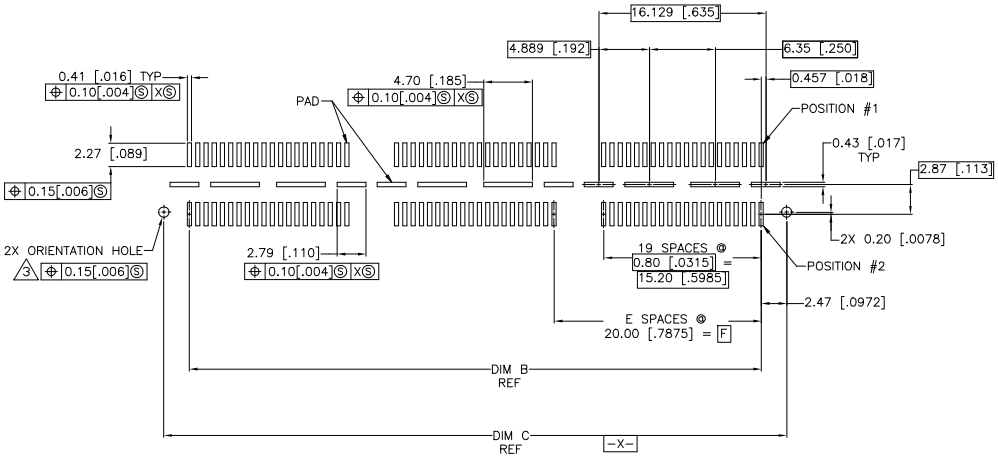

RECOMMENDED PC BOARD LAYOUT
VIEWED FROM CONNECTOR SIDE)

G	F	E	D	C	B	A	POLYIMIDE FILM Pad ▲	PACKAGING TYPE	DIFF. PAIR	NO OF POS	PART NUMBER
26.99(1.063)	40.00(1.575)	2	0.152(.0060)	60.13(2.368)	55.20(2.173)	61.28(2.412)	YES	POCKET TAPE	YES	84	7-1658012-3
16.98(.669)	20.00(.7874)	1	0.102(.0040)	40.13(1.580)	35.20(1.386)	41.28(1.625)	YES	POCKET TAPE	YES	56	7-1658012-2
6.99(.275)	0(.000)	0	0.102(.0040)	20.13(.793)	15.20(.598)	21.29(.838)	YES	POCKET TAPE	YES	28	7-1658012-1
26.99(1.063)	40.00(1.575)	2	0.152(.0060)	60.13(2.368)	55.20(2.173)	61.28(2.412)	YES	POCKET TAPE	NO	120	6-1658012-3
16.98(.669)	20.00(.7874)	1	0.102(.0040)	40.13(1.580)	35.20(1.386)	41.28(1.625)	YES	POCKET TAPE	NO	80	6-1658012-2
6.99(.275)	0(.000)	0	0.102(.0040)	20.13(.793)	15.20(.598)	21.29(.838)	YES	POCKET TAPE	NO	40	6-1658012-1
-	40.00(1.575)	2	0.152(.0060)	60.13(2.368)	55.20(2.173)	61.28(2.412)	NO	POCKET TAPE	YES	84	5-1658012-3
-	20.00(.7874)	1	0.102(.0040)	40.13(1.580)	35.20(1.386)	41.28(1.625)	NO	POCKET TAPE	YES	56	5-1658012-2
-	0(.000)	0	0.102(.0040)	20.13(.793)	15.20(.598)	21.29(.838)	NO	POCKET TAPE	YES	28	5-1658012-1
-	40.00(1.575)	2	0.152(.0060)	60.13(2.368)	55.20(2.173)	61.28(2.412)	NO	POCKET TAPE	NO	120	4-1658012-3
-	20.00(.7874)	1	0.102(.0040)	40.13(1.580)	35.20(1.386)	41.28(1.625)	NO	POCKET TAPE	NO	80	4-1658012-2
-	0(.000)	0	0.102(.0040)	20.13(.793)	15.20(.598)	21.29(.838)	NO	POCKET TAPE	NO	40	4-1658012-1
47.00(1.850)	80.00(3.150)	4	0.152(.0060)	100.14(3.943)	95.20(3.748)	101.30(3.988)	YES	TRAY	YES	140	3-1658012-5
36.99(1.456)	60.00(2.362)	3	0.152(.0060)	80.14(3.155)	75.20(2.961)	81.28(3.200)	YES	TRAY	YES	112	3-1658012-4
26.99(1.063)	40.00(1.575)	2	0.152(.0060)	60.13(2.368)	55.20(2.173)	61.28(2.412)	YES	TRAY	YES	84	3-1658012-3
16.98(.669)	20.00(.7874)	1	0.102(.0040)	40.13(1.580)	35.20(1.386)	41.28(1.625)	YES	TRAY	YES	56	3-1658012-2
6.99(.275)	0(.000)	0	0.102(.0040)	20.13(.793)	15.20(.598)	21.29(.838)	YES	TRAY	YES	28	3-1658012-1
47.00(1.850)	80.00(3.150)	4	0.152(.0060)	100.14(3.943)	95.20(3.748)	101.30(3.988)	YES	TRAY	NO	200	2-1658012-5
36.99(1.456)	60.00(2.362)	3	0.152(.0060)	80.14(3.155)	75.20(2.961)	81.28(3.200)	YES	TRAY	NO	160	2-1658012-4
26.99(1.063)	40.00(1.575)	2	0.152(.0060)	60.13(2.368)	55.20(2.173)	61.28(2.412)	YES	TRAY	NO	120	2-1658012-3
16.98(.669)	20.00(.7874)	1	0.102(.0040)	40.13(1.580)	35.20(1.386)	41.28(1.625)	YES	TRAY	NO	80	2-1658012-2
6.99(.275)	0(.000)	0	0.102(.0040)	20.13(.793)	15.20(.598)	21.29(.838)	YES	TRAY	NO	40	2-1658012-1
-	80.00(3.150)	4	0.152(.0060)	100.14(3.943)	95.20(3.748)	101.30(3.988)	NO	TRAY	YES	140	1-1658012-5
-	60.00(2.362)	3	0.152(.0060)	80.14(3.155)	75.20(2.961)	81.28(3.200)	NO	TRAY	YES	112	1-1658012-4
-	40.00(1.575)	2	0.152(.0060)	60.13(2.368)	55.20(2.173)	61.28(2.412)	NO	TRAY	YES	84	1-1658012-3
-	20.00(.7874)	1	0.102(.0040)	40.13(1.580)	35.20(1.386)	41.28(1.625)	NO	TRAY	YES	56	1-1658012-2
-	0(.000)	0	0.102(.0040)	20.13(.793)	15.20(.598)	21.29(.838)	NO	TRAY	YES	28	1-1658012-1
-	80.00(3.150)	4	0.152(.0060)	100.14(3.943)	95.20(3.748)	101.30(3.988)	NO	TRAY	NO	200	1658012-5
-	60.00(2.362)	3	0.152(.0060)	80.14(3.155)	75.20(2.961)	81.28(3.200)	NO	TRAY	NO	160	1658012-4
-	40.00(1.575)	2	0.152(.0060)	60.13(2.368)	55.20(2.173)	61.28(2.412)	NO	TRAY	NO	120	1658012-3
-	20.00(.7874)	1	0.102(.0040)	40.13(1.580)	35.20(1.386)	41.28(1.625)	NO	TRAY	NO	80	1658012-2
-	0(.000)	0	0.102(.0040)	20.13(.793)	15.20(.598)	21.29(.838)	NO	TRAY	NO	40	1658012-1

THIS DRAWING IS A CONTROLLED DOCUMENT.

DIMENSIONS: mm [INCHES]

TOLERANCES UNLESS OTHERWISE SPECIFIED:
0 PLC ± –
1 PLC ± 0.3[.01]
2 PLC ± 0.13[.005]
3 PLC ± 0.051[.0020]
4 PLC ± –
ANGLES ± 2°

MATERIAL 1
FINISH 2

DWN B. MCMASTER 18OCT04
CHK D.DIXON 18OCT04
APVD D.DIXON 18OCT04
PRODUCT SPEC —
APPLICATION SPEC —
WEIGHT —

TE Connectivity

NAME RECEPTACLE ASSEMBLY, VERTICAL 0.80MM CL, –

SIZE	CAGE CODE	DRAWING NO	RESTRICTED TO
A1	00779	C-1658012	—

CUSTOMER DRAWING SCALE 4:1 SHEET 1 OF 1 REV N

4805 (1/15)