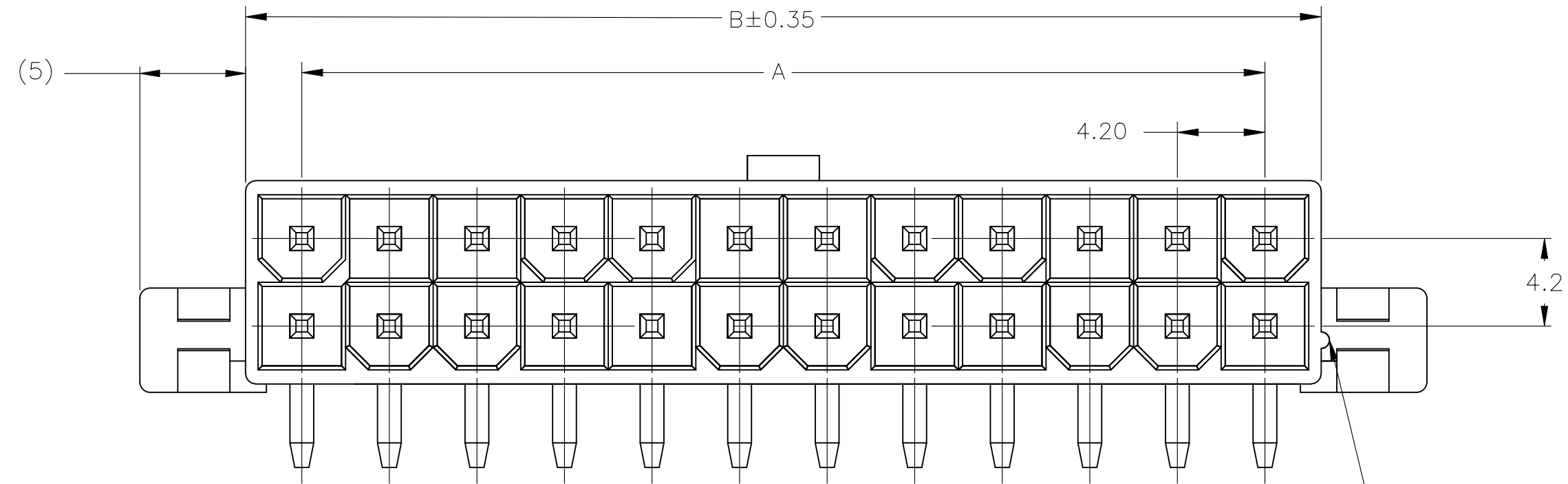
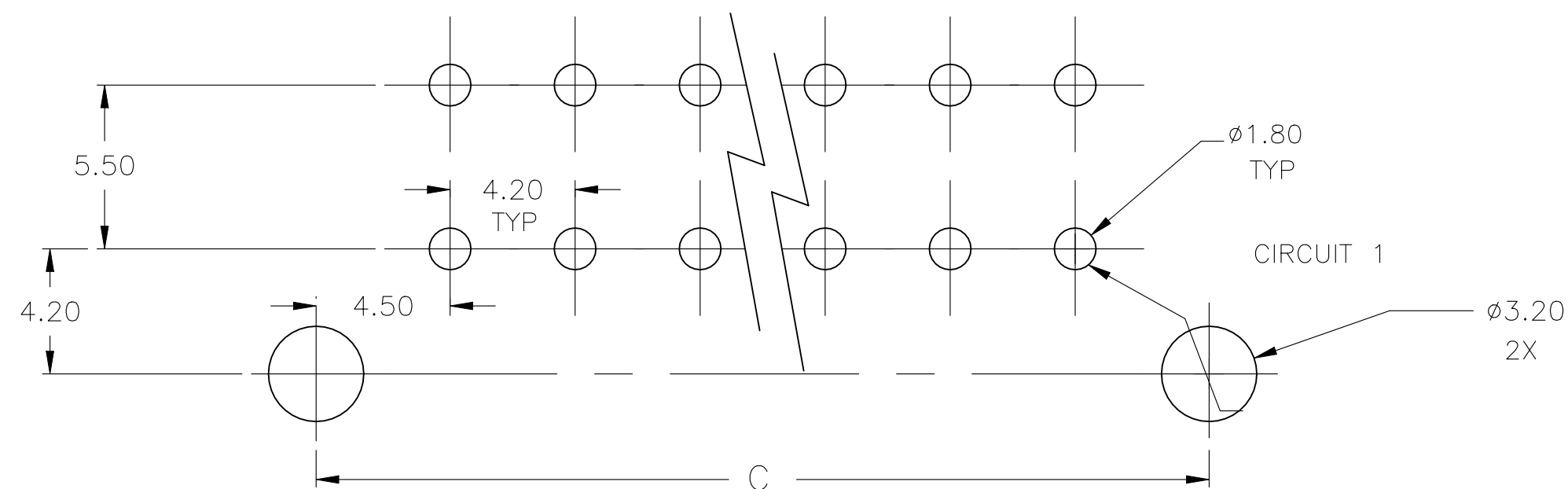
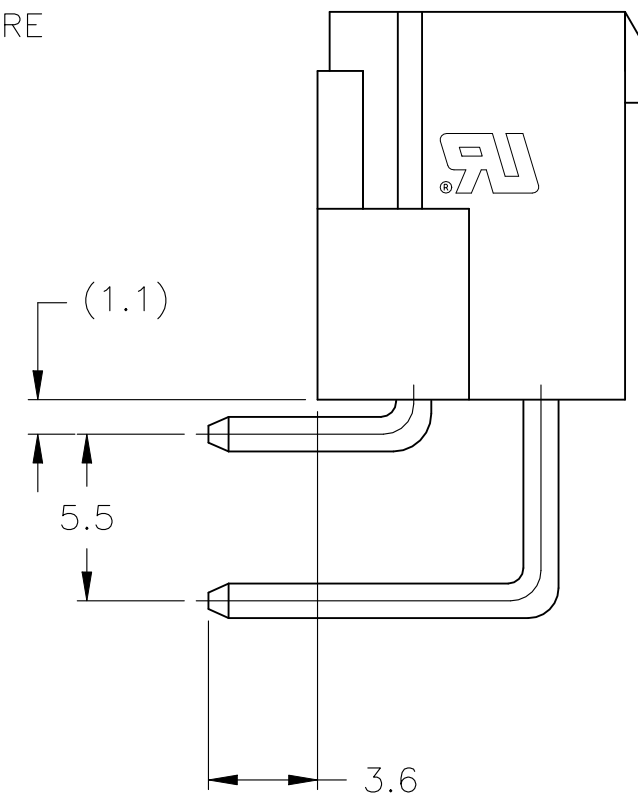
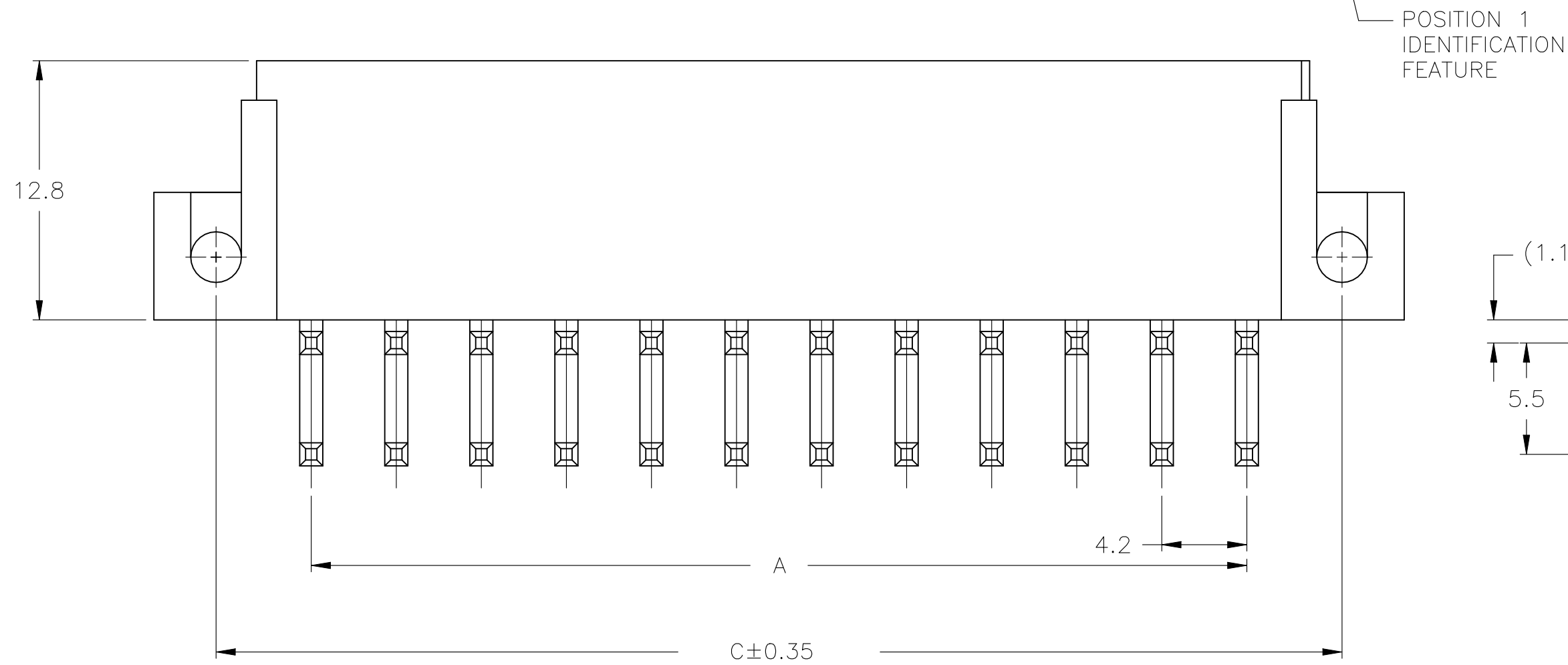


REVISIONS					
P	LTR	DESCRIPTION	DATE	DWN	APVD
C		REVISED PER ECR-23-163258	20NOV2023	P.C	D.Z



- 1 MATERIAL: HOUSING-NYLON, UL94V-0 (COLOR-NATURAL, COLOR OF PARTS MAY VARY) CONTACTS-0.25 [.010] THICK BRASS ALLOY.
- 2 CONTACT FINISH: 0.002032 [.000080] MIN MATTE TIN OVER 0.000381 [.000015] MIN NICKEL OVER ENTIRE CONTACT.
- 3 MATES WITH VAL-U-LOK(TM) RECEPTACLE HOUSINGS.



PCB LAYOUT: COMPONENT SIDE  
RECOMMENDED BOARD THICKNESS 1.60

2		5.4	9.0	1586044-2
4	4.2±0.1	9.6	13.2	1586044-4
6	8.4±0.1	13.8	17.4	1586044-6
8	12.6±0.1	18.0	21.6	1586044-8
10	16.8±0.1	22.2	25.8	1-1586044-0
12	21.0±0.2	26.4	30.0	1-1586044-2
14	25.2±0.2	30.6	34.2	1-1586044-4
16	29.4±0.2	34.8	38.4	1-1586044-6
18	33.6±0.2	39.0	42.6	1-1586044-8
20	37.8±0.2	43.2	46.8	2-1586044-0
22	42.0±0.2	47.4	51.0	2-1586044-2
24	46.2±0.2	51.6	55.2	2-1586044-4
POS	A	B±0.35	C±0.35	PART NUMBER

2-1586044-4 SHOWN

THIS DRAWING IS A CONTROLLED DOCUMENT.		DWN S. HOOVER 18-SEP-2002		
DIMENSIONS: mm		CHK D. COLEY 18-SEP-2002		
TOLERANCES UNLESS OTHERWISE SPECIFIED:		APVD D. COLEY 18-SEP-2002	NAME	
0 PLC ±		PRODUCT SPEC 108-2112	RIGHT ANGLE HEADER, SCREW MOUNT VAL-U-LOK(TM)	
1 PLC ± 0.5		APPLICATION SPEC 114-13172	SIZE A2	CAGE CODE 00779
2 PLC ± 0.5		MATERIAL 1	DRAWING NO C=1586044	RESTRICTED TO -
3 PLC ±		FINISH 2	SCALE	SHEET 1 of 1
4 PLC ±		WEIGHT -	REV C	
ANGLES ±		CUSTOMER DRAWING		