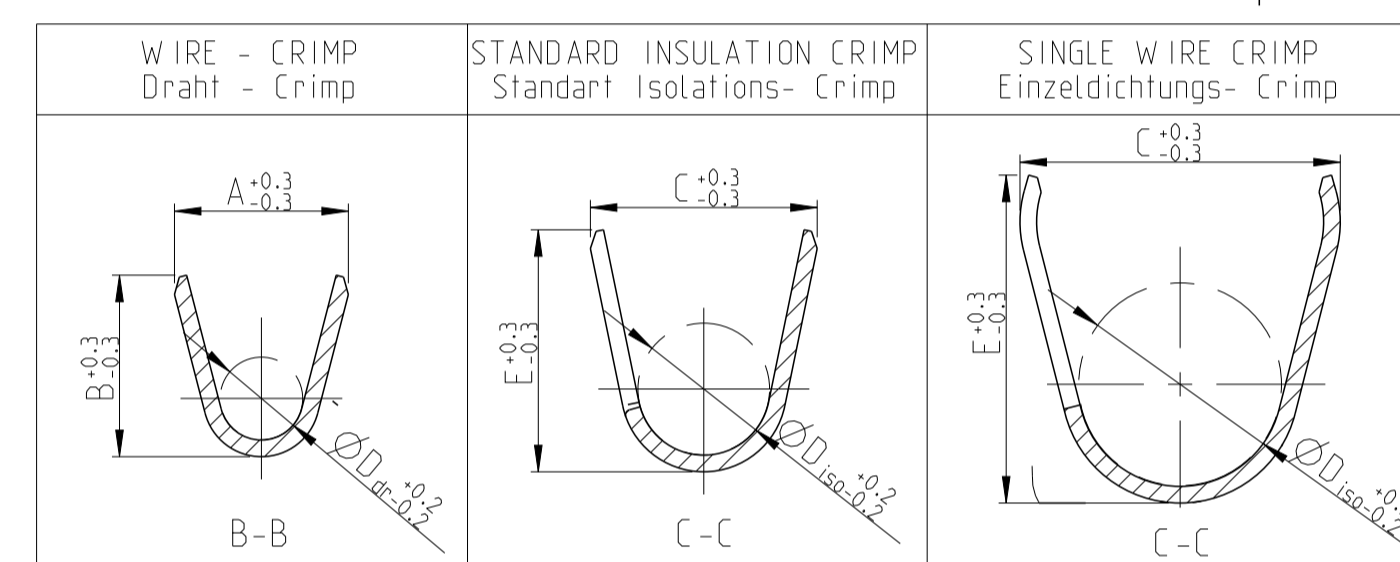
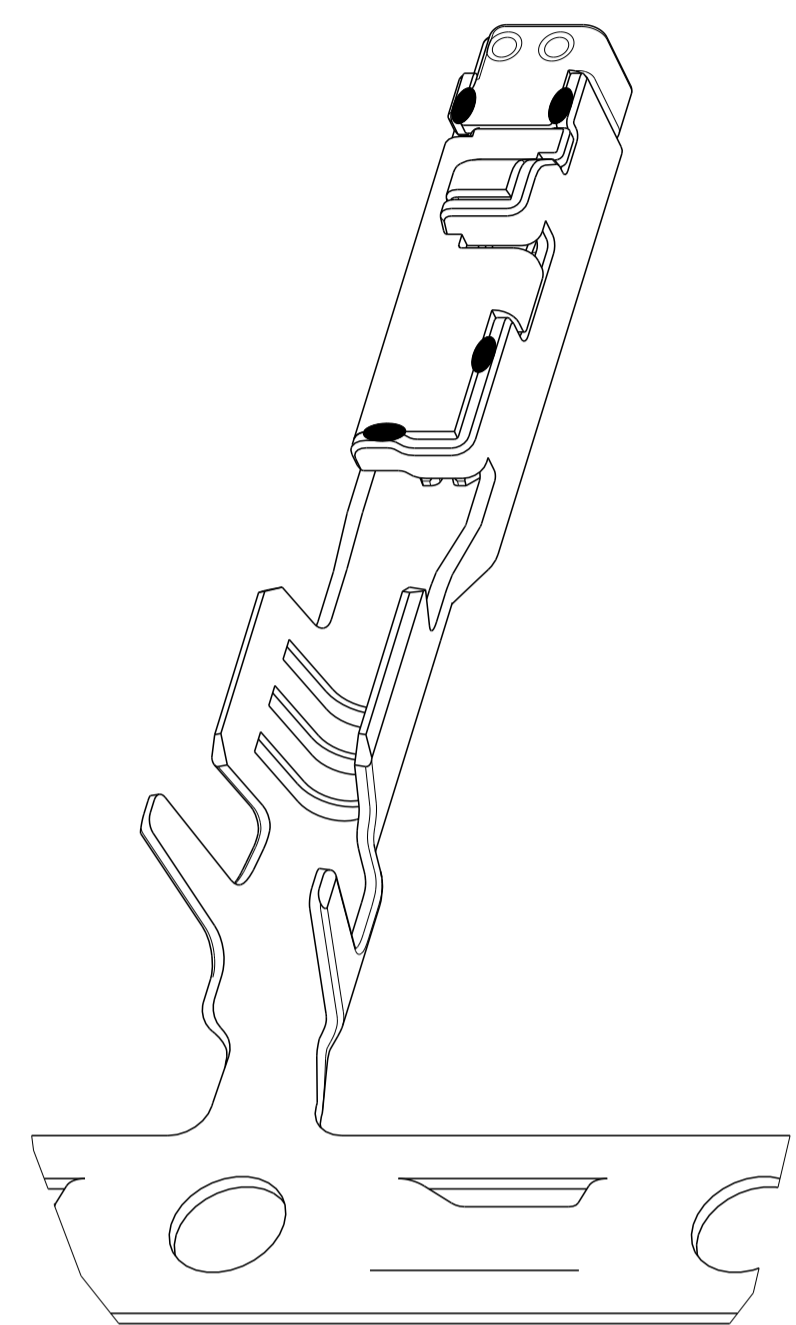
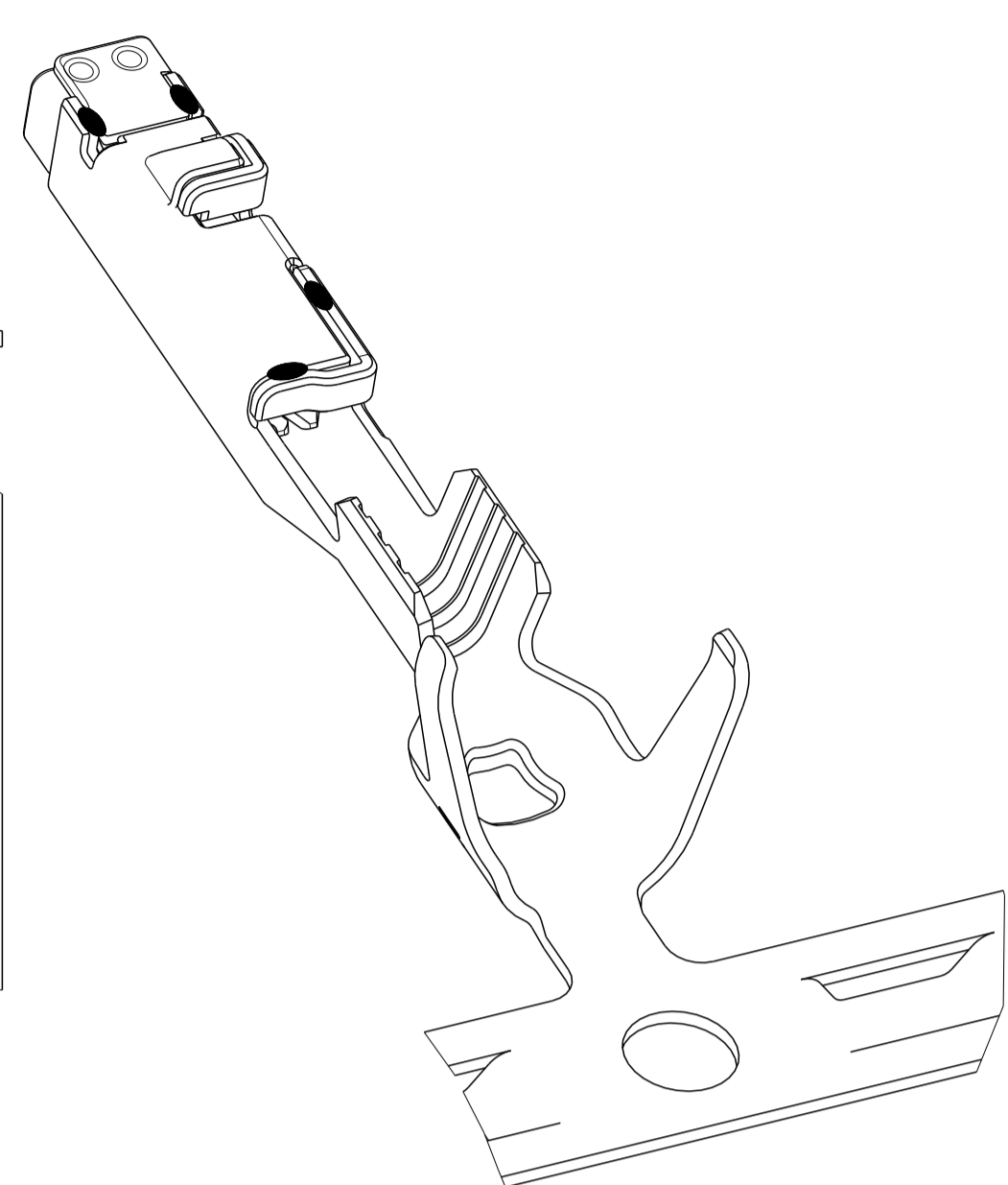
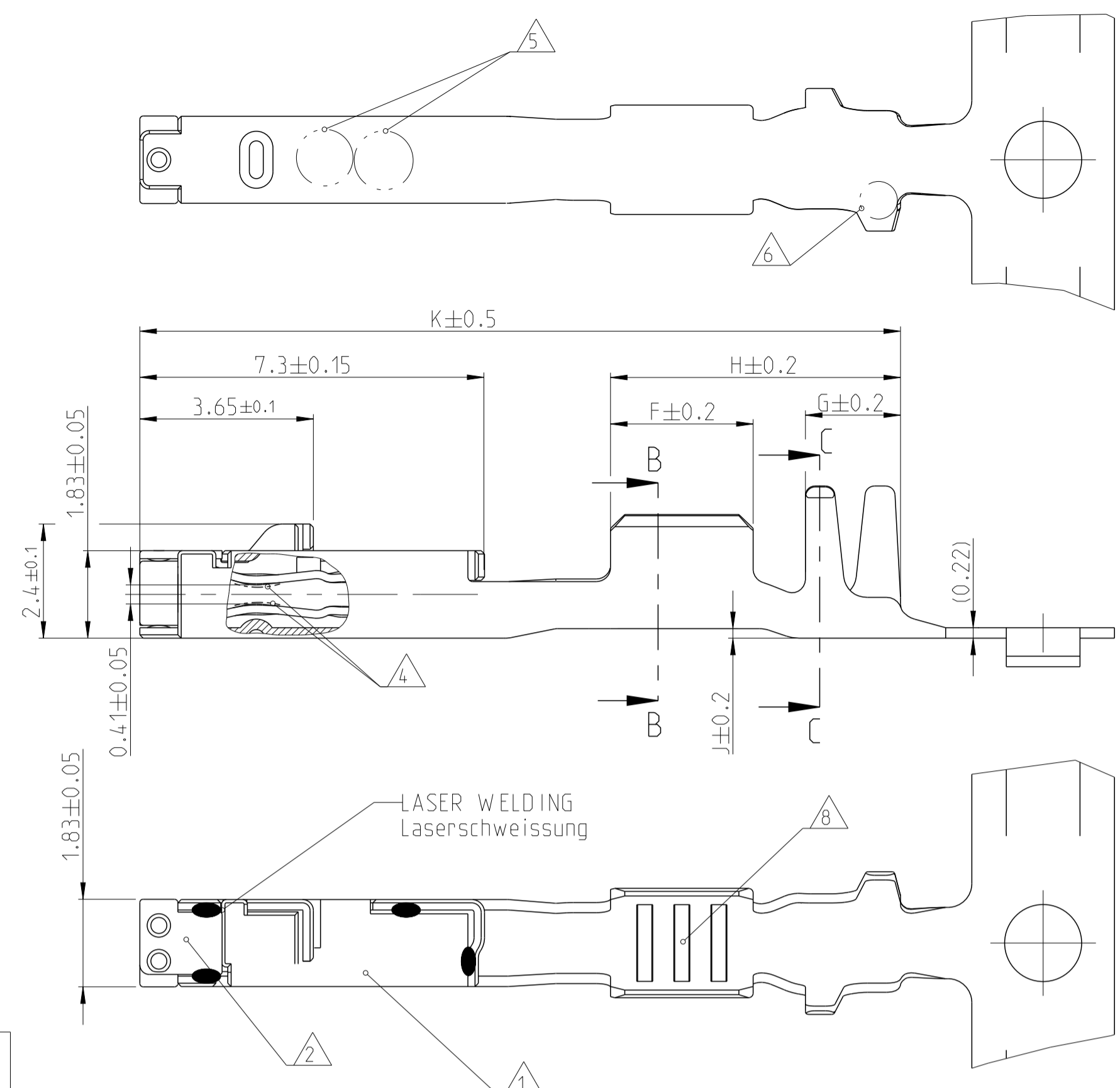
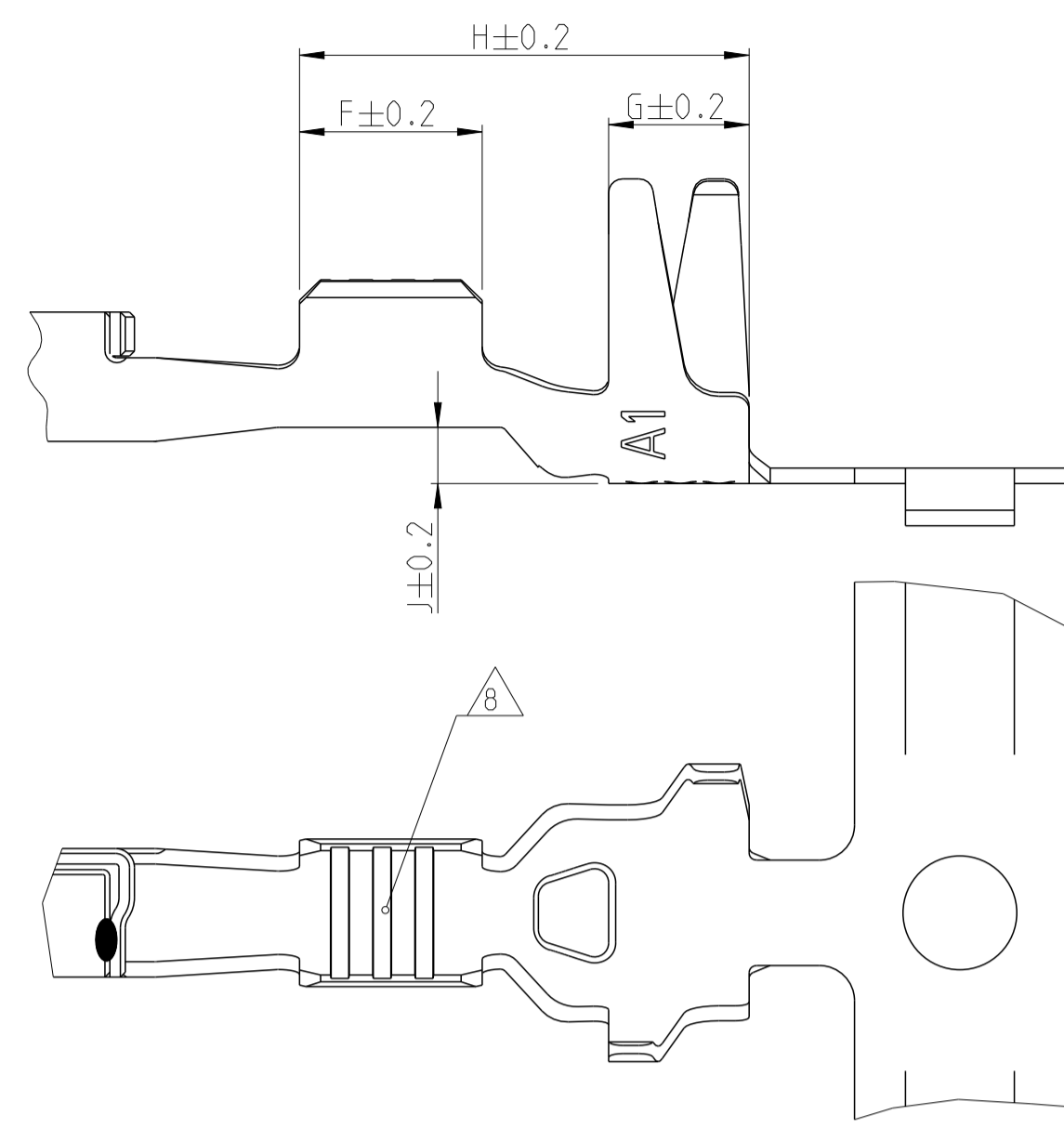


LOC	DIST	REVISIONS			
A1	-	REV	DATE	BY	APPV
G2	PN 1394897 AND 1418847 OBSOLETE	15NOV2012	S.R.	C.G.	
G3	ECR-14-006680 CANCELED	12JUN2014	Abt	Raab	
G4	Loose Piece Parts removed from Table. ECR-14-012725	25AUG2014	Abt	Raab	
G5	Tolerance from dim. J changed (drawing failure)	02FEB2015	Ho.	Raab	



VERSION / Ausführung	Rev.	BODY Kontakt-koerper	SPRING Kontakt-feder	BODY Kontakt-koerper	SPRING Kontakt-feder	RANGE Bereich	AWG	mm ²	INSULATION Isolations-φ	A	(B)	D _{Dr}	C	E	D _{ISO}	AS PRODUCTS ON CARRIERSTRIP wie Bandware	F	G	H	J	K	Ø 3.55 [mm]	Ø 3.95 [mm]	TE NO.	MASTER APPLICATION-TOOL Basis Crimp-Werkzeug	DIE-PN FOR BASIC-HAND TOOL 539635-1 ERGO-CRIMP Matrizen PN fuer Basisbandzange 539635-1 ERGO-Crimp	EXTRACTION TOOL Ausdrueckwerkzeug 0-1579007-8	EXTRACTION TOOL FOR SECONDARY LOCK Ausdrueckwerkzeug fuer zweite Kontaktsicherung 1-1579007-0	ORDER NO./Bestell-Nr.
SINGLE WIRE SEAL / Einzeldichtung	1418841-3	-	CuSn0.15	CuNi3Si	TIN PLATED verzinkt	SILVER PLATED versilbert	0.14	26	0.14	1.05	1.55	1.55	0.65	4.25	4.3	2.6	2.6	2	6.4	0.8	16	967067-2	963142-2	1528151	4-1579001-8				
	1418841-2	-	CuSn0.15	CuNi3Si	TIN PLATED verzinkt	GOLD PLATED vergoldet	0.22	-	0.22	1.2	1.55	1.55	0.65	4.25	4.3	2.6	2.6	2	6.4	0.8	16	967067-2	963142-2	1528152	3-1579001-9				
	1418841-1	-	CuSn0.15	CuNi3Si	TIN PLATED verzinkt	TIN PLATED verzinkt	0.25-0.35	24	-	1.1	1.85	1.85	0.8	4.25	4.3	2.6	2.6	2	6.4	0.8	16	967067-1	963142-1	1528674	5-1579021-7				
	1418844-3	C	CuSn0.15	CuNi3Si	TIN PLATED verzinkt	SILVER PLATED versilbert	0.5-0.75	20	0.5	1.4	2.1	2.1	1.1	4.25	4.3	2.7	2.6	2	6.4	0.8	16	967067-1	963142-1	1528674	5-1579021-7				
	1418844-2	C	CuSn0.15	CuNi3Si	TIN PLATED verzinkt	GOLD PLATED vergoldet	0.5-0.75	-	0.75	1.9	2.1	2.1	1.1	4.25	4.3	2.7	2.6	2	6.4	0.8	16	967067-1	963142-1	1528674	5-1579021-7				
	1418844-1	C	CuSn0.15	CuNi3Si	TIN PLATED verzinkt	TIN PLATED verzinkt	0.5-0.75	22	-	1.75	2.1	2.1	1.1	4.25	4.3	2.7	2.6	2	6.4	0.8	16	967067-1	963142-1	1528674	5-1579021-7				
	1670146-3	A	CuSn0.15	CuNi3Si	TIN PLATED verzinkt	SILVER PLATED versilbert	1.0-1.5	18	-	1.9	2.6	2.95	1.3	4.45	4.3	2.9	2.6	2	6.8	0.8	16.5	967067-1	967067-1	1528154	3-1579001-7				
	1670146-2	A	CuSn0.15	CuNi3Si	TIN PLATED verzinkt	GOLD PLATED vergoldet	1.0-1.5	16	-	2.4	2.6	2.95	1.3	4.45	4.3	2.9	2.6	2	6.8	0.8	16.5	967067-1	967067-1	1528154	3-1579001-7				
	1670146-1	A	CuSn0.15	CuNi3Si	TIN PLATED verzinkt	TIN PLATED verzinkt	1.0-1.5	16	-	2.4	2.6	2.95	1.3	4.45	4.3	2.9	2.6	2	6.8	0.8	16.5	967067-1	967067-1	1528154	3-1579001-7				
	1418847-3	D	CuSn0.15	CuNi3Si	TIN PLATED verzinkt	SILVER PLATED versilbert	0.14	26	0.14	1.05	1.55	1.55	0.65	2.1	2.1	1.1	2.6	2	5.7	0	15	-	-	1528146	3-1579001-6				
	1418847-2	D	CuSn0.15	CuNi3Si	TIN PLATED verzinkt	GOLD PLATED vergoldet	0.14	-	0.22	1.2	1.55	1.55	0.65	2.1	2.1	1.1	2.6	2	5.7	0	15	-	-	1528146	3-1579001-6				
	1418847-1	D	CuSn0.15	CuNi3Si	TIN PLATED verzinkt	TIN PLATED verzinkt	0.14	26	0.14	1.05	1.55	1.55	0.65	2.1	2.1	1.1	2.6	2	5.7	0	15	-	-	1528146	3-1579001-6				
	1418850-3	B	CuSn0.15	CuNi3Si	TIN PLATED verzinkt	SILVER PLATED versilbert	0.25-0.35	24	-	1.1	1.85	1.85	0.8	2.65	2.65	1.4	2.6	2	5.7	0.2	15	-	-	1528147	0-1579001-6				
	1418850-2	B	CuSn0.15	CuNi3Si	TIN PLATED verzinkt	GOLD PLATED vergoldet	0.25-0.35	24	-	1.1	1.85	1.85	0.8	2.65	2.65	1.4	2.6	2	5.7	0.2	15	-	-	1528147	0-1579001-6				
	1418850-1	B	CuSn0.15	CuNi3Si	TIN PLATED verzinkt	TIN PLATED verzinkt	0.25-0.35	22	-	1.75	1.85	1.85	0.8	2.65	2.65	1.4	2.6	2	5.7	0.2	15	-	-	1528147	0-1579001-6				
1452500-3	-	CuSn0.15	CuNi3Si	TIN PLATED verzinkt	SILVER PLATED versilbert	0.5-0.75	20	0.5	1.4	2.1	2.1	1.1	2.8	2.9	1.6	3	2	6.1	0.2	16	-	-	1528673	5-1579021-6					
1452500-2	-	CuSn0.15	CuNi3Si	TIN PLATED verzinkt	GOLD PLATED vergoldet	0.5-0.75	-	0.75	1.9	2.1	2.1	1.1	2.8	2.9	1.6	3	2	6.1	0.2	16	-	-	1528673	5-1579021-6					
1452500-1	-	CuSn0.15	CuNi3Si	TIN PLATED verzinkt	TIN PLATED verzinkt	0.5-0.75	20	0.5	1.4	2.1	2.1	1.1	2.8	2.9	1.6	3	2	6.1	0.2	16	-	-	1528673	5-1579021-6					
1534594-3	E	CuSn0.15	CuNi3Si	TIN PLATED verzinkt	SILVER PLATED versilbert	0.5-0.75	20	0.5	1.4	2.1	2.1	1.1	2.8	2.9	1.6	3	2	6.1	0.2	16	-	-	1528673	5-1579021-6					
1534594-2	E	CuSn0.15	CuNi3Si	TIN PLATED verzinkt	GOLD PLATED vergoldet	0.5-0.75	-	0.75	1.9	2.1	2.1	1.1	2.8	2.9	1.6	3	2	6.1	0.2	16	-	-	1528673	5-1579021-6					
1534594-1	E	CuSn0.15	CuNi3Si	TIN PLATED verzinkt	TIN PLATED verzinkt	0.5-0.75	20	0.5	1.4	2.1	2.1	1.1	2.8	2.9	1.6	3	2	6.1	0.2	16	-	-	1528673	5-1579021-6					
1670144-3	A	CuSn0.15	CuNi3Si	TIN PLATED verzinkt	SILVER PLATED versilbert	0.75	20	0.5	1.4	2.3	2.5	1.1	3	3.2	1.75	3	2	6.1	0.2	16	-	-	1528148	0-1579001-5					
1670144-2	A	CuSn0.15	CuNi3Si	TIN PLATED verzinkt	GOLD PLATED vergoldet	0.75	-	0.75	1.9	2.3	2.5	1.1	3	3.2	1.75	3	2	6.1	0.2	16	-	-	1528148	0-1579001-5					
1670144-1	A	CuSn0.15	CuNi3Si	TIN PLATED verzinkt	TIN PLATED verzinkt	0.75	20	0.5	1.4	2.3	2.5	1.1	3	3.2	1.75	3	2	6.1	0.2	16	-	-	1528148	0-1579001-5					
1394897-3	E	CuSn0.15	CuNi3Si	TIN PLATED verzinkt	SILVER PLATED versilbert	1.0-1.5	18	-	1.9	2.6	2.95	1.3	3.75	3.95	2.1	3	2	6.1	0.2	16	-	-	1528150	1-1579001-3					
1394897-2	E	CuSn0.15	CuNi3Si	TIN PLATED verzinkt	GOLD PLATED vergoldet	1.0-1.5	16	-	2.4	2.6	2.95	1.3	3.75	3.95	2.1	3	2	6.1	0.2	16	-	-	1528150	1-1579001-3					
1394897-1	E	CuSn0.15	CuNi3Si	TIN PLATED verzinkt	TIN PLATED verzinkt	1.0-1.5	16	-	2.4	2.6	2.95	1.3	3.75	3.95	2.1	3	2	6.1	0.2	16	-	-	1528150	1-1579001-3					

NOTES

- 1 BODY
- 2 SPRING
- 3 ONLY FOR FLR-WIRE SEE DIN 72551. PART 6 AND AWG WIRE ACCORDING DC-SPEC: MS-8288; MS-7889; MS-9532
- 4 SURFACE
 - a) BODY -PRE TIN 1 TO 3 µm
 - b) SPRING -PRE TIN SnAg 1 TO 3µm -GOLD PLATED MIN. 0.8µm (ONLY CONTACT AREA) -SILVER PLATED 2 TO 5µm (ONLY CONTACT AREA)
- 5 STAMPED INDICATOR FOR PLATING:
 - A U GOLD PLATING
 - A G SILVER PLATING
 - TIN PLATING WITHOUT INDICATOR
- 6 OPTIONAL DATE CODE
- 7 1394897-1, -2, -3 superseded by 1670144-1, -2, -3 1418847-1, -2, -3 superseded by 1670146-1, -2, -3

CAUTION!

PART NUMBERS 1670144 AND 1670146 ARE PROCESSED WITH OTHER CRIMP HEIGHTS. SEE APPLICATION SPECIFICATION NO.114-18464 UP FROM REVISION "P"

Bemerkungen

- 1 Kontaktkoerper
- 2 Kontaktfeder
- 3 Nur fuer FLR-Leitung nach DIN 72551. Teil 6 und AWG Leitung nach DC-Spec: MS-8288; MS-7889; MS-9532
- 4 Oberflaeche
 - a) Kontaktkoerper -verzinkt 1 bis 3 µm
 - b) Kontaktfeder -verzinkt SnAg 1 bis 3µm -galv. vergoldet min. 0.8µm (nur Kontaktzone) -galv. versilbert 2 bis 5µm (nur Kontaktzone)
- 5 Markierung fuer galvanische Ausfuehrung:
 - A U vergoldet
 - A G versilbert
 - Verzinkt: ohne Markierung
- 6 Optional Datumscode
- 7 1394897-1, -2, -3 ersetzt durch 1670144-1, -2, -3 1418847-1, -2, -3 ersetzt durch 1670146-1, -2, -3

ACHTUNG!

Teilenummern 1670144 und 1670146 werden mit anderen Crimphoehen verarbeitet. Siehe Verarbeitungsspezifikation Nr.114-18464 ab Revision "P"

DIFFERENT FORM OF THE SERRATIONS POSSIBLE

Unterschiedliche Ausfuehrung der Rillen moeglich

THIS DRAWING IS A CONTROLLED DOCUMENT.

TOLERANCING ISO 8015 TOLERIERUNG ISO 8015

OWNER: G. Hotea 17AUG2001

CHK: E. Herth 11MAR2002

APVD: H. Wendling 12MAR2002

PRODUCT SPEC: 108-18782

APPLICATION SPEC: 114-18464

WEIGHT: 0.18 g

Customer Drawing

SCALE: 10:1 SHEET 1 OF 1 REV: G5

TE Connectivity

MCON 1.2 CB (CLEAN BODY)

SIZE: A1 CAGE CODE: 00779 DRAWING NO: 1534326