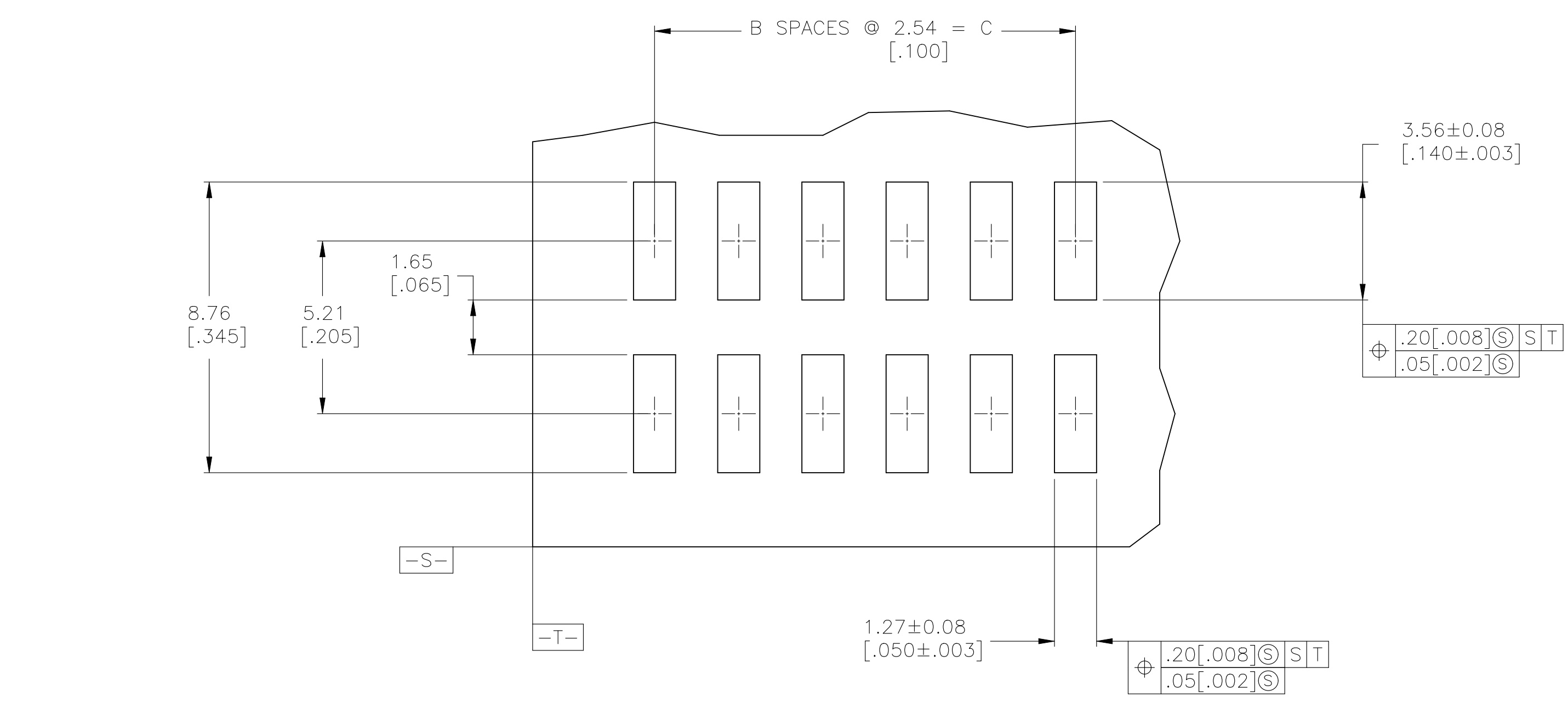
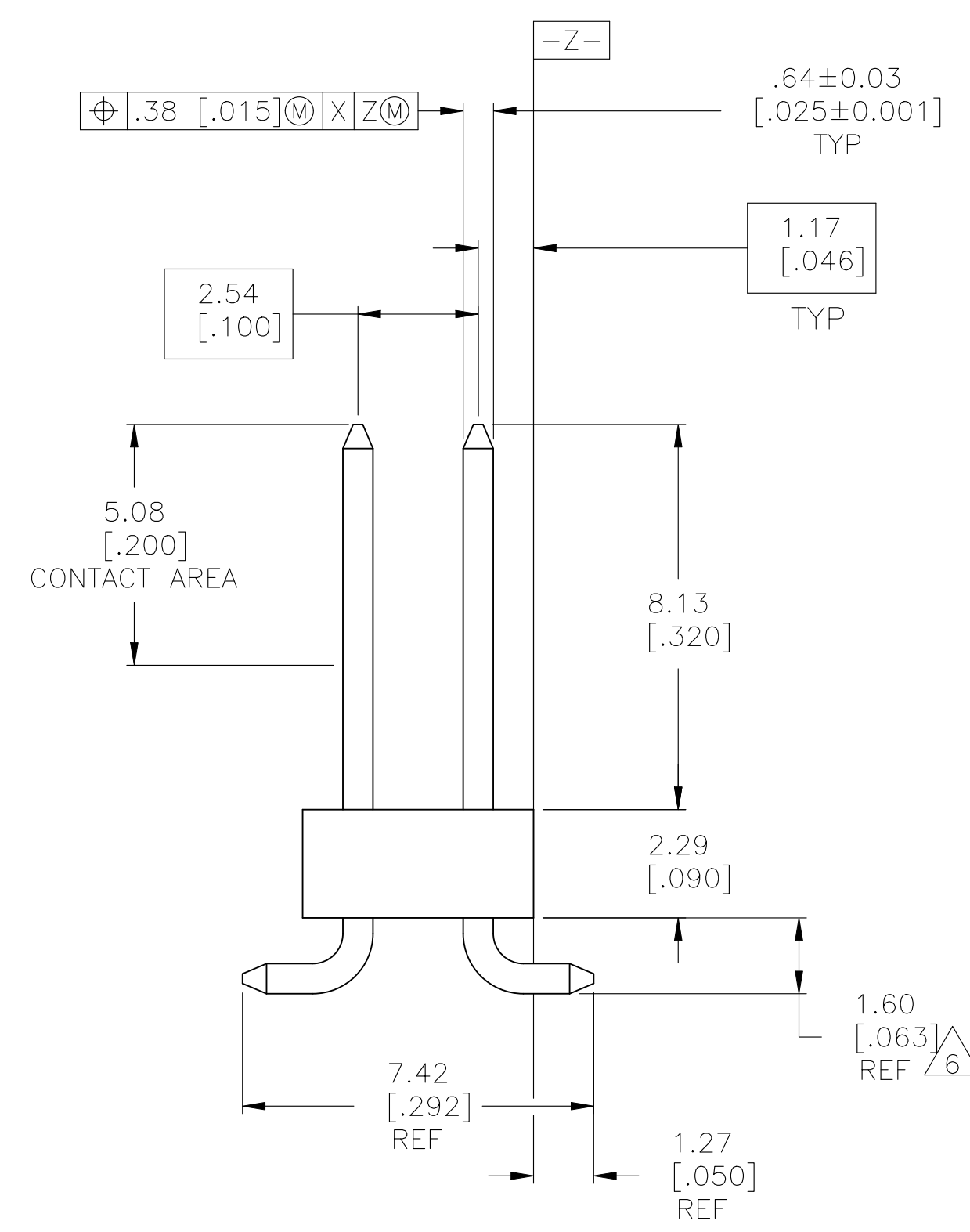
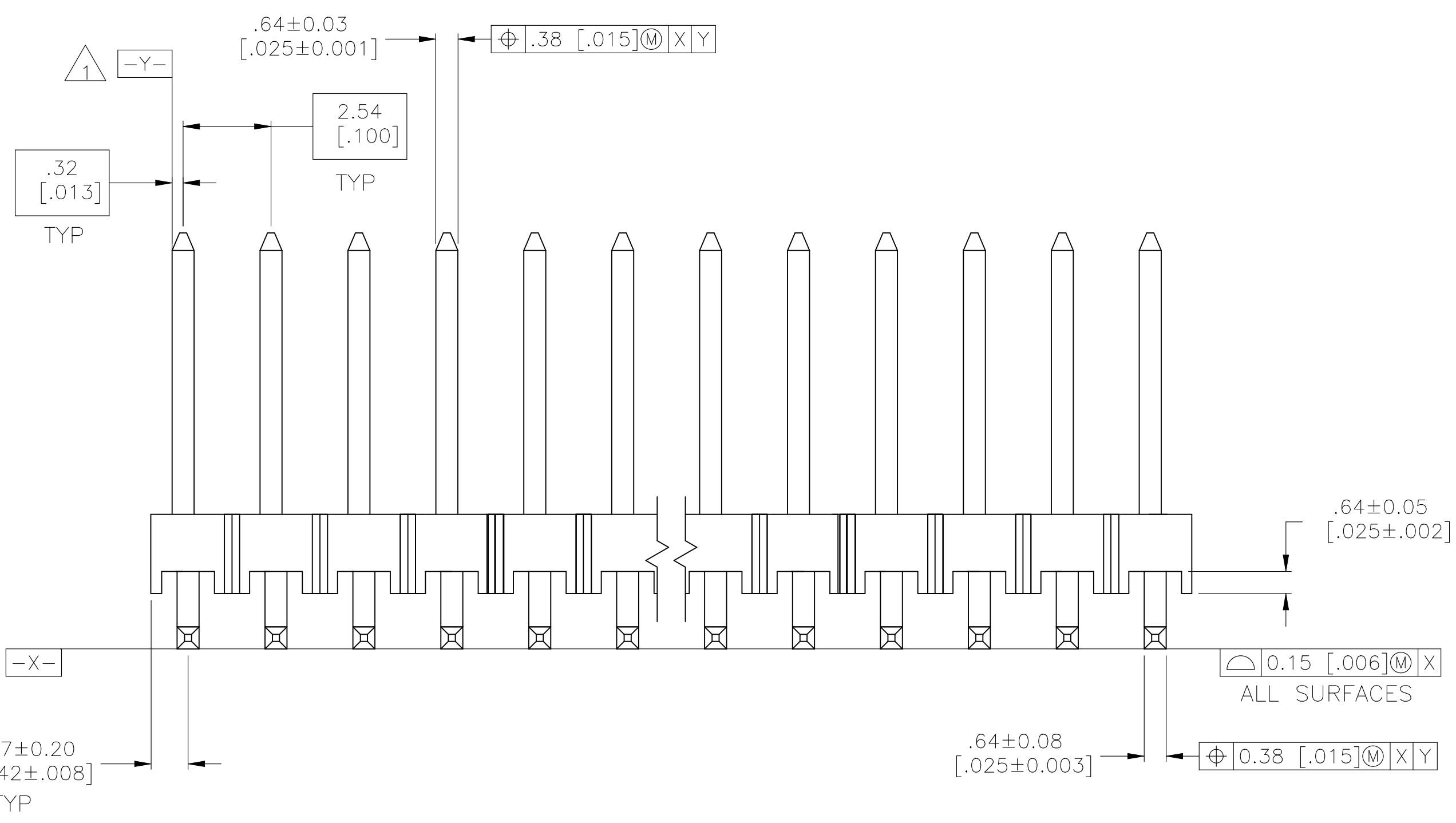
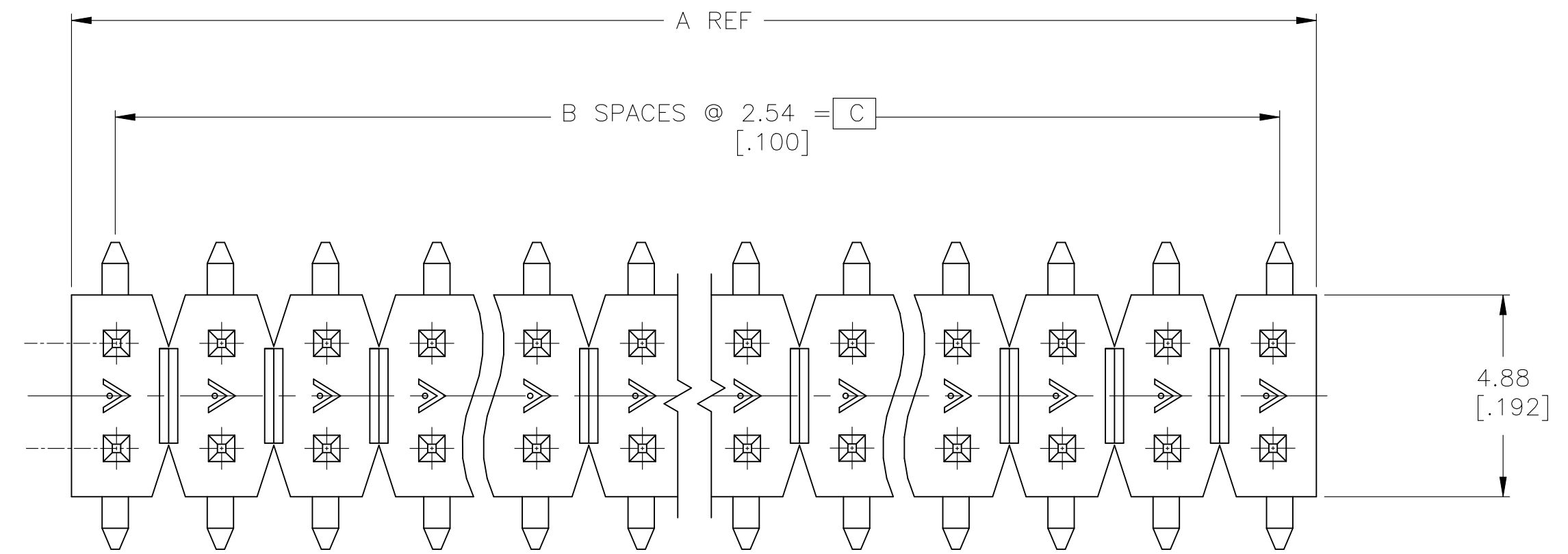


REVISIONS					
REV	DATE	DESCRIPTION	BY	CHK	APPV
P3	13MAR2024	REVISED PER ECN-24-255981	RK	CAS	

- △6 PRELIMINARY PART - NOT RELEASED FOR PRODUCTION.
- △7 OBSOLETE PARTS: OBSOLETE CIS STREAMLINING PER D.RENAUD/D.SINISI

- △1 THE NOTED DIMENSIONS APPLY AT THE INTERSECTION OF THE POST AND THE HOUSING.
- △2 THE NOTED DIMENSION APPLIES FROM THE BASIC DIMENSION (NOT THE POST CENTERLINE) TO THE SURFACE INDICATED.
- △3 0.00254-0.00508[.000100-.000200] MATTE TIN-LEAD OVER 0.00127[.000050] NICKEL ENTIRE POST.
- △4 HOUSING: LCP, COLOR-BLACK. POSTS: COPPER ALLOY.
- △5 0.00254-0.00508[.000100-.000200] MATTE TIN OVER 0.00127[.000050] NICKEL ENTIRE POST.



RECOMMENDED PCB LAYOUT FOR USE WITH .008 THICK STENCIL

REV	DATE	DESCRIPTION	BY	CHK	APPV
△5	60.96 [2.400]	24	63.09 [2.484]	50	6-146135-6
△5	35.56 [1.400]	14	37.69 [1.484]	30	6-146135-4
△5	33.02 [1.300]	13	35.15 [1.384]	28	6-146135-3
△5	30.48 [1.200]	12	32.61 [1.284]	26	6-146135-2
△5	27.94 [1.100]	11	30.07 [1.184]	24	6-146135-1
△5	25.40 [1.000]	10	27.53 [1.084]	22	6-146135-0
△5	22.86 [.900]	9	24.99 [.984]	20	5-146135-9
△5	20.32 [.800]	8	22.45 [.884]	18	5-146135-8
△5	17.78 [.700]	7	19.91 [.784]	16	5-146135-7
△5	15.24 [.600]	6	17.37 [.684]	14	5-146135-6
△5	12.70 [.500]	5	14.83 [.584]	12	5-146135-5
△5	10.16 [.400]	4	12.29 [.484]	10	5-146135-4
△5	7.62 [.300]	3	9.75 [.384]	8	5-146135-3
△5	2.54 [.100]	1	4.67 [.184]	4	5-146135-1
△5	15.24 [.600]	6	17.37 [.684]	14	1-146135-7
△5	5.08 [.200]	2	7.21 [.284]	6	1-146135-6
△3	35.56 [1.400]	14	37.69 [1.484]	30	1-146135-4
△3	33.02 [1.300]	13	35.15 [1.384]	28	1-146135-3
△3	30.48 [1.200]	12	32.61 [1.284]	26	1-146135-2
△3	27.94 [1.100]	11	30.07 [1.184]	24	1-146135-1
△3	25.40 [1.000]	10	27.53 [1.084]	22	1-146135-0
△3	22.86 [.900]	9	24.99 [.984]	20	146135-9
△3	20.32 [.800]	8	22.45 [.884]	18	146135-8
△3	17.78 [.700]	7	19.91 [.784]	16	146135-7
△3	15.24 [.600]	6	17.37 [.684]	14	146135-6
△3	12.70 [.500]	5	14.83 [.584]	12	146135-5
△3	10.16 [.400]	4	12.29 [.484]	10	146135-4
△3	7.62 [.300]	3	9.75 [.384]	8	146135-3
△3	5.08 [.200]	2	7.21 [.284]	6	146135-2
△3	2.54 [.100]	1	4.67 [.184]	4	146135-1
PLATING	C	B	A	NO OF POSN	PART NUMBER

THIS DRAWING IS A CONTROLLED DOCUMENT.

DIMENSIONS: mm [INCHES]

TOLERANCES UNLESS OTHERWISE SPECIFIED:

0. PLC	±	-
1. PLC	±	-
2. PLC	±	0.13[.005]
3. PLC	±	-
4. PLC	±	-
ANGLES	±	-

MATERIAL: △4 FINISH: SEE TABLE

WEIGHT: -

SIZE: A1

CAGE CODE: 00779

DRAWING NO: 146135

SCALE: 8:1

SHEET: 1 of 1

REV: P3

TE Connectivity

SMT HEADER ASSY  
MOD II, BREAKAWAY, VER  
DOUBLE ROW, .100 X.100 CL, .025 SQ. POST