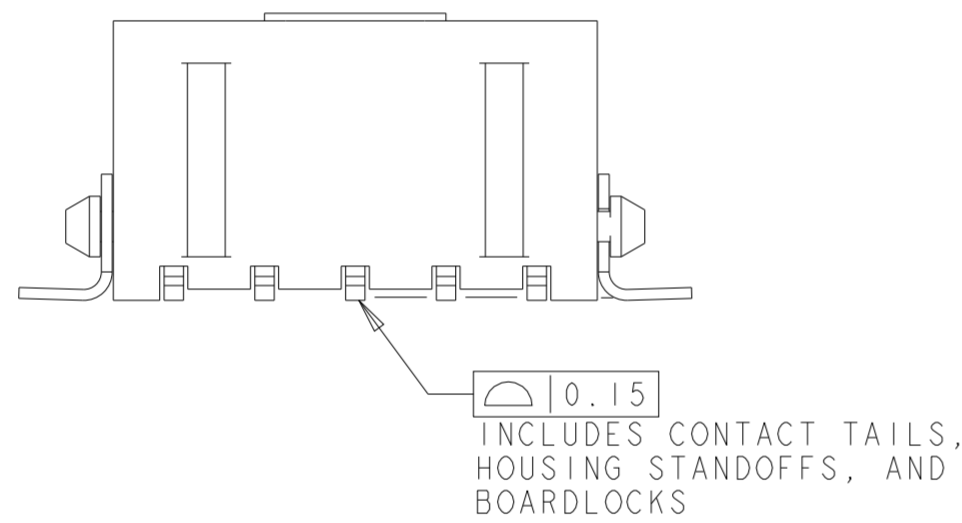
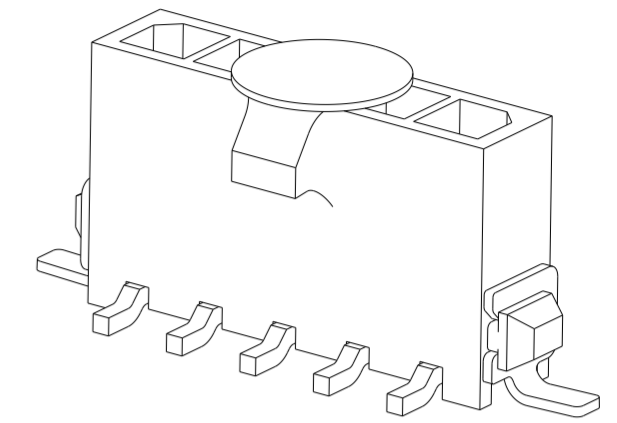
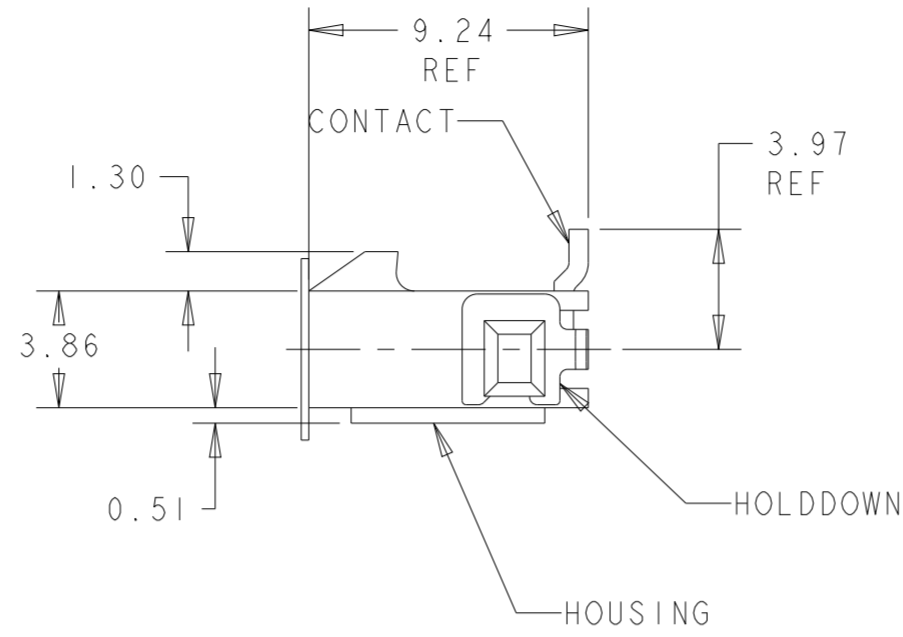
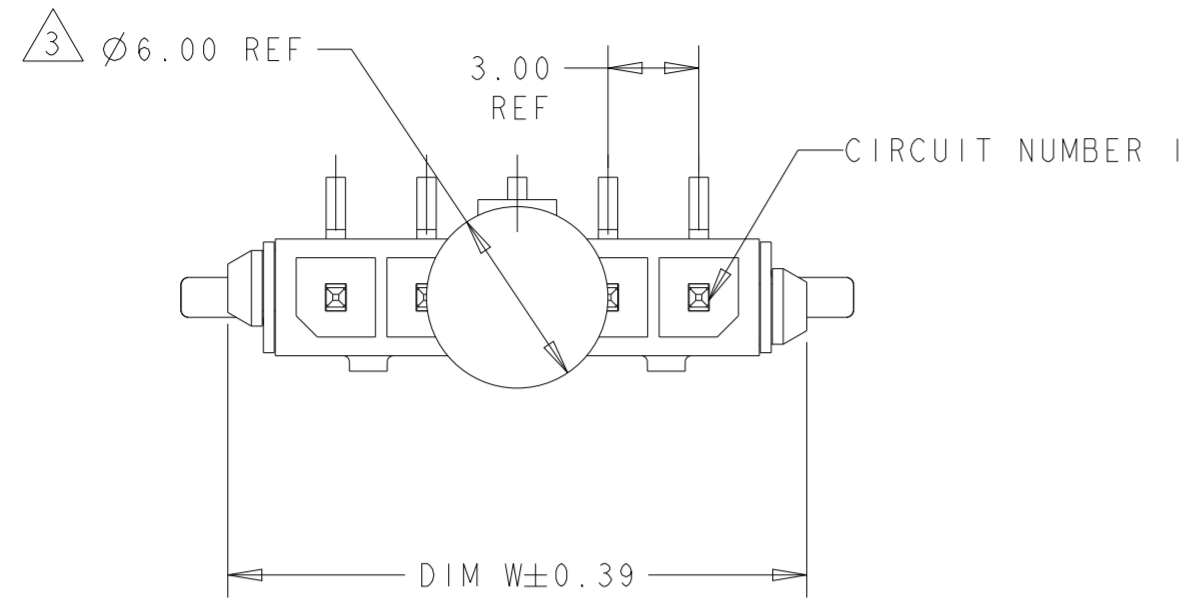


THIS DRAWING IS UNPUBLISHED. RELEASED FOR PUBLICATION 20
 © COPYRIGHT 20 BY - ALL RIGHTS RESERVED.

REVISIONS				
P	LTR	DESCRIPTION	DATE	APVD
D6		REVISED PER ECN-24-256662	15MAR2024	WLS VS



- 1 MATERIAL: HOUSING - UL 94V-0 RATED HIGH TEMP NYLON, COLOR BLACK.
CONTACTS - BRASS
HOLDDOWNS - PHOSPHOR BRONZE.
- 2 RECOMMENDED PC BOARD THICKNESS OF 1.57.
- 3 KAPTON VACUUM PICK UP BUTTON.
- 4 PLATING: CONTACTS - 0.38µm MINIMUM GOLD ON MATING AREA,
2.54µm MINIMUM MATTE TIN ON SOLDER TAILS,
ALL OVER 1.27µm MINIMUM NICKEL.
HOLDDOWNS - 2.54µm MINIMUM MATTE TIN OVER 1.27µm MINIMUM NICKEL.
- 5 COUNTERPART RECOMMENDED IS PN 1445022 OR 2008571 (DASH ACC. TO NUMBER OF POSITION).
- 6 FOR REELING DIRECTION AND PACKAGING TYPE, SEE SPECIFICATION 114-13000.

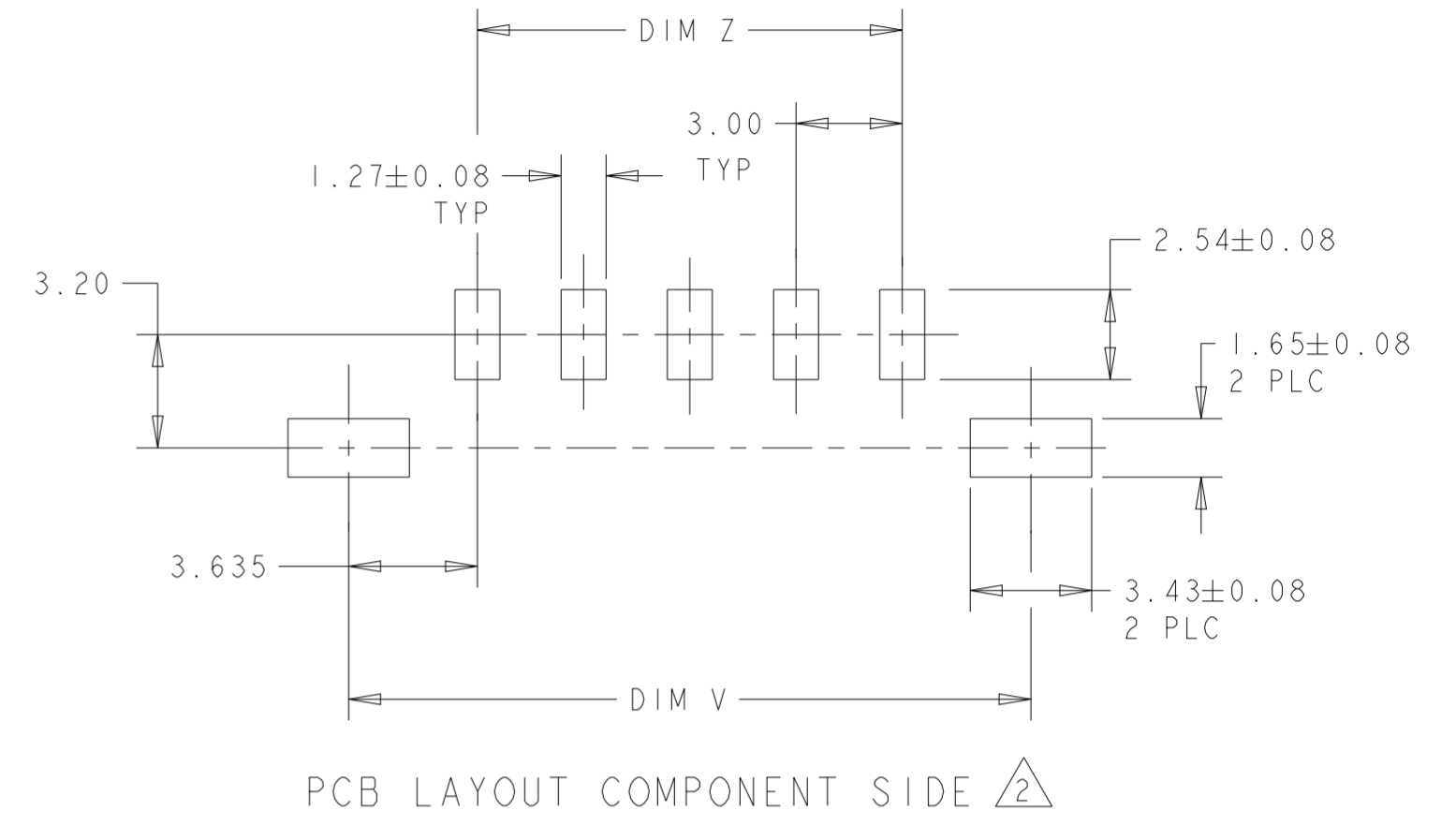
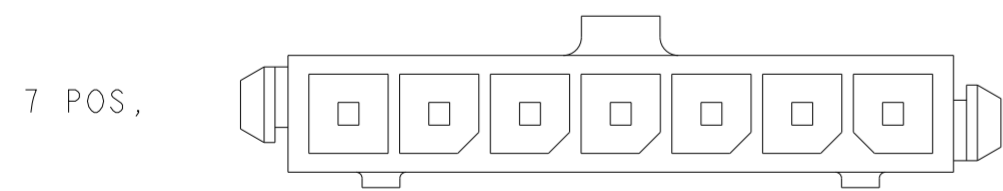
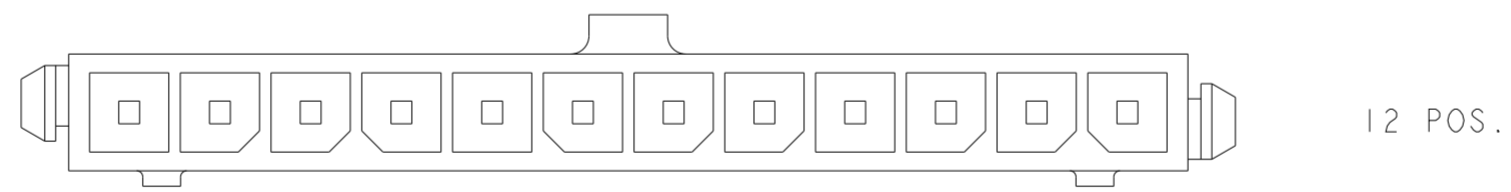
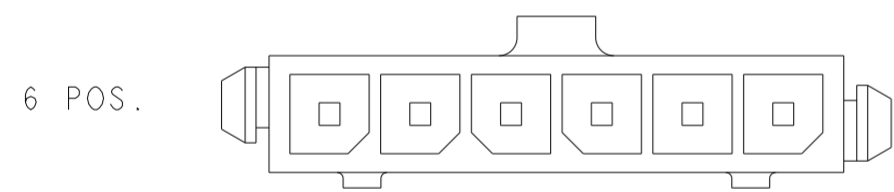
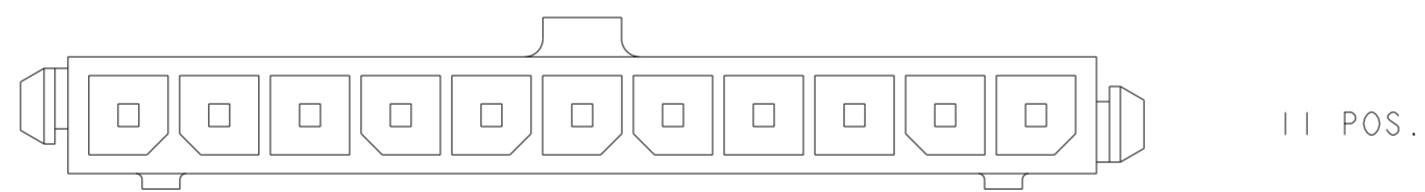
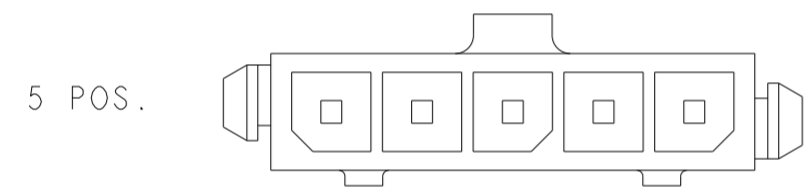
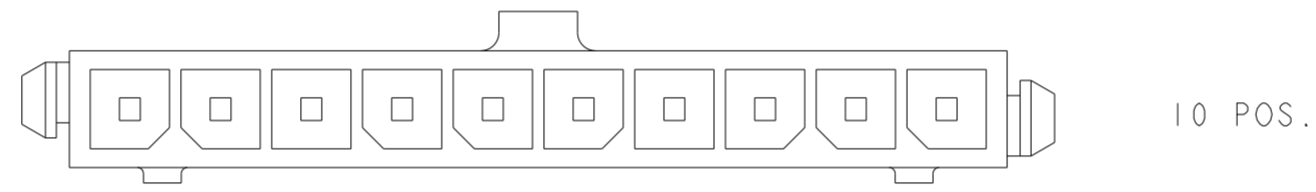
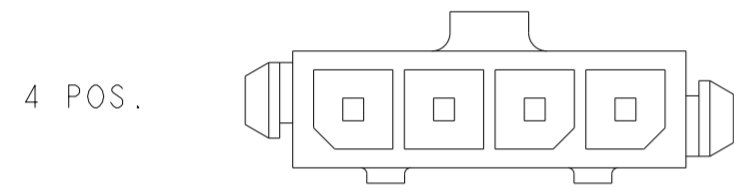
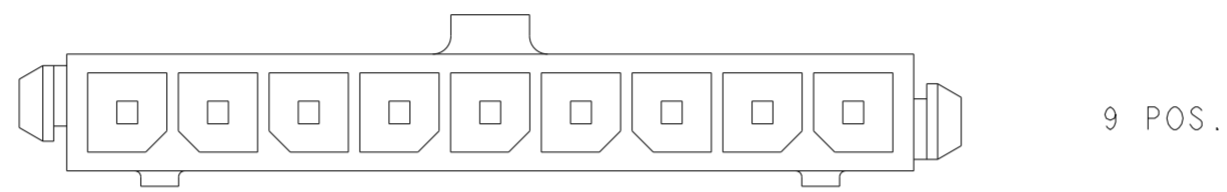
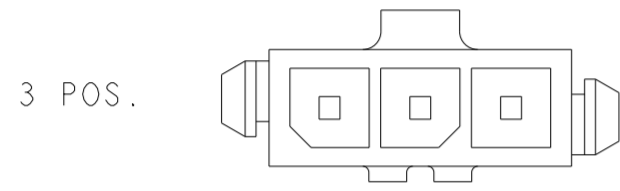
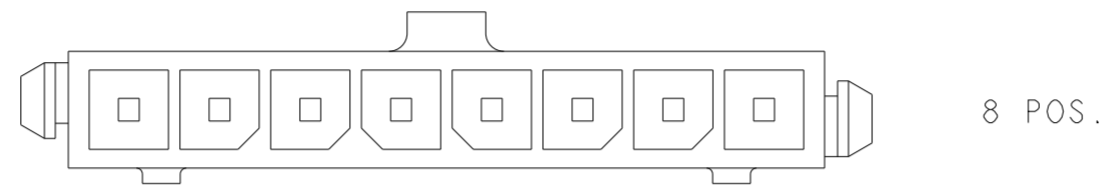
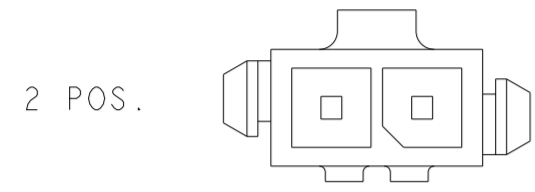
OBSOLETE

33.00	40.27	40.00	12	3-1445087-2
30.00	37.27	37.00	11	3-1445087-1
27.00	34.27	34.00	10	3-1445087-0
24.00	31.27	31.00	9	2-1445087-9
21.00	28.27	28.00	8	2-1445087-8
18.00	25.27	25.00	7	2-1445087-7
15.00	22.27	22.00	6	2-1445087-6
12.00	19.27	19.00	5	2-1445087-5
9.00	16.27	16.00	4	2-1445087-4
6.00	13.27	13.00	3	2-1445087-3
3.00	10.27	10.00	2	2-1445087-2
DIM Z	DIM V	DIM W	NO. OF POSN	PART NUMBER

THIS DRAWING IS A CONTROLLED DOCUMENT.		DWN J.ROOT 09OCT2000	TE Connectivity	
DIMENSIONS: mm		CHK K.WHITAKER 20-FEB-2001		
TOLERANCES UNLESS OTHERWISE SPECIFIED:		APVD C.JONES 20-FEB-2001	NAME VERTICAL SURFACE MOUNT HEADER ASSY, 15 MIC GOLD CONTACTS, SURFACE MOUNT, HOLDDOWNS, SGL ROW, MICRO MATE-N-LOK™	
0 PLC ± 1 PLC ± 2 PLC ±0.20 3 PLC ± 4 PLC ± ANGLES ±° FINISH		PRODUCT SPEC 108-1836	SIZE A2	CAGE CODE 00779
MATERIAL 1		APPLICATION SPEC 114-13000	DRAWING NO C-1445087	RESTRICTED TO -
		WEIGHT -	SCALE 4:1	SHEET 1 OF 2 REV D6
		CUSTOMER DRAWING		

THIS DRAWING IS UNPUBLISHED. RELEASED FOR PUBLICATION 20
 © COPYRIGHT 20 BY - ALL RIGHTS RESERVED.

REVISIONS				
P	LTR	DESCRIPTION	DATE	APVD
-	-	SEE SHEET 1	-	-



KEYING BY POSITION SIZE

THIS DRAWING IS A CONTROLLED DOCUMENT.		DWN J. ROOT 09OCT2000	TE Connectivity			
DIMENSIONS: mm		CHK K. WHITAKER 20-FEB-2001				
TOLERANCES UNLESS OTHERWISE SPECIFIED:		APVD C. JONES 20-FEB-2001	NAME VERTICAL SURFACE MOUNT HEADER ASSY, 15 MIC GOLD CONTACTS, SURFACE MOUNT HOLD-DOWNS, SGL ROW, MICRO MATE-N-LOK			
		PRODUCT SPEC 108-1836	SIZE A2	CAGE CODE 00779	DRAWING NO C-1445087	RESTRICTED TO -
MATERIAL -		APPLICATION SPEC 114-13000	SCALE 4:1		SHEET 2 OF 2	REV D6
FINISH -		WEIGHT -	CUSTOMER DRAWING			