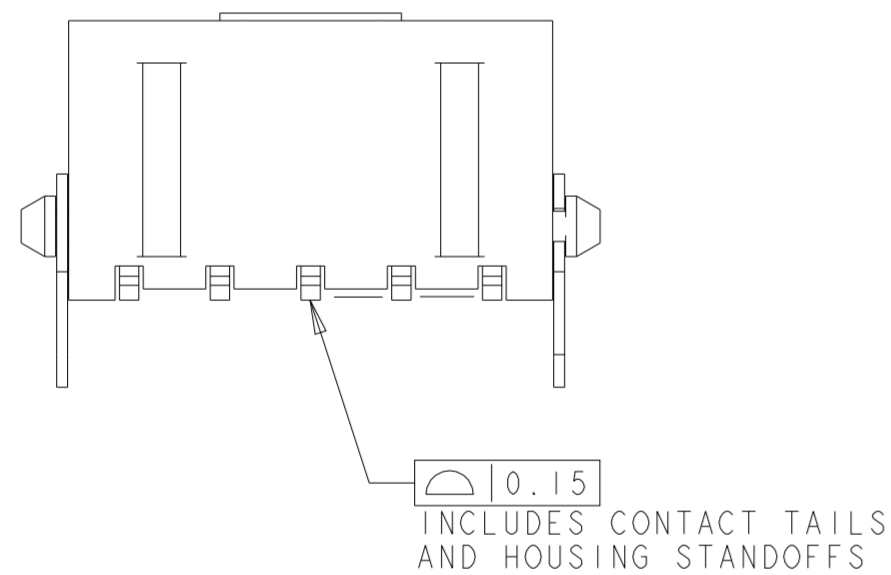
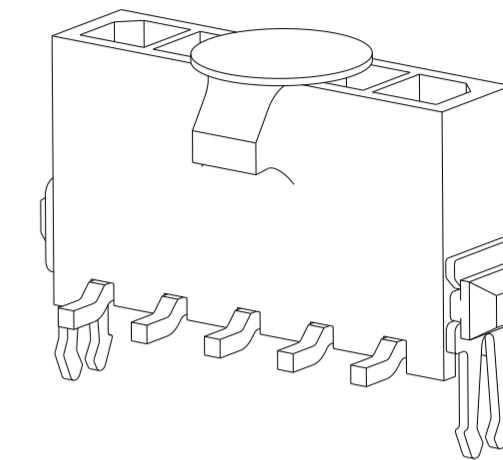
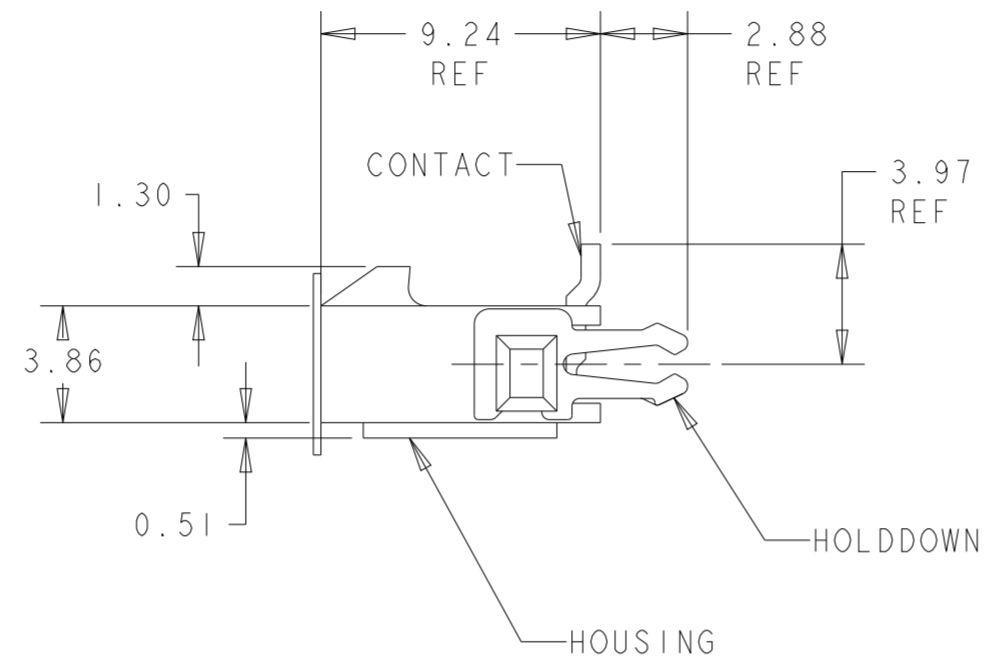
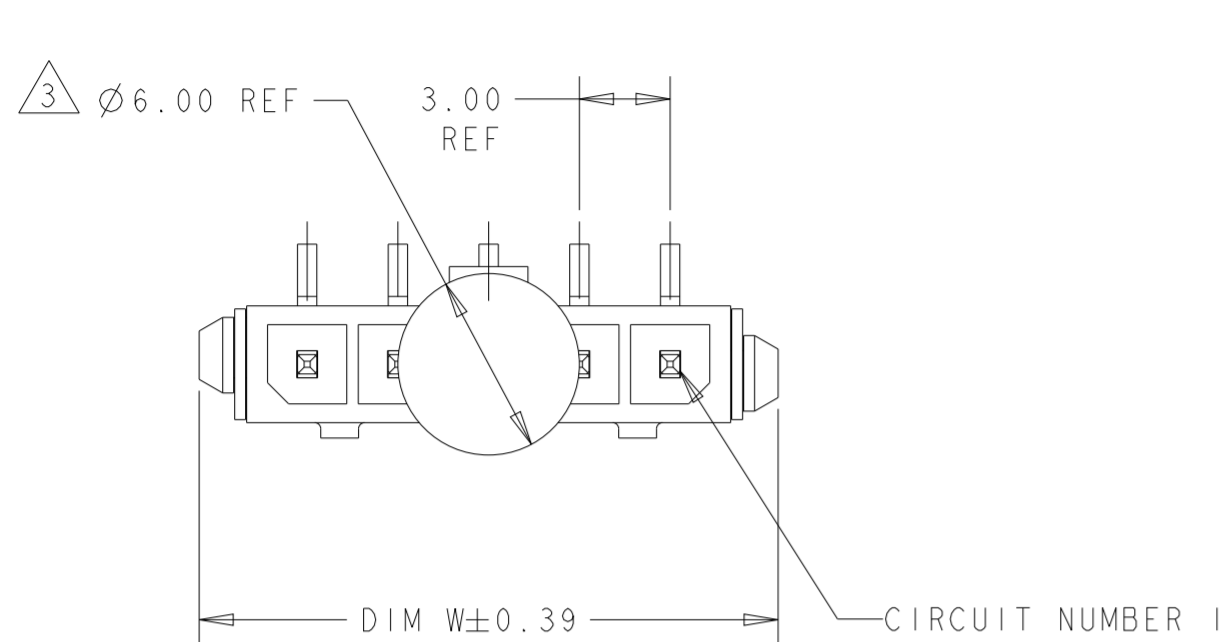


THIS DRAWING IS UNPUBLISHED. RELEASED FOR PUBLICATION 20
 © COPYRIGHT 20 BY - ALL RIGHTS RESERVED.

REVISIONS				
P	LTR	DESCRIPTION	DATE	APVD
C2		REVISED PER ECR-16-011494	20JUN2017	NK CX
C3		ECO-19-006934	13MAY2019	AP WS
C4		REVISED PER ECN-22-158558	16JUN2022	WLS VS
C5		REVISED PER ECN-23-242776	14DEC2023	WLS VS



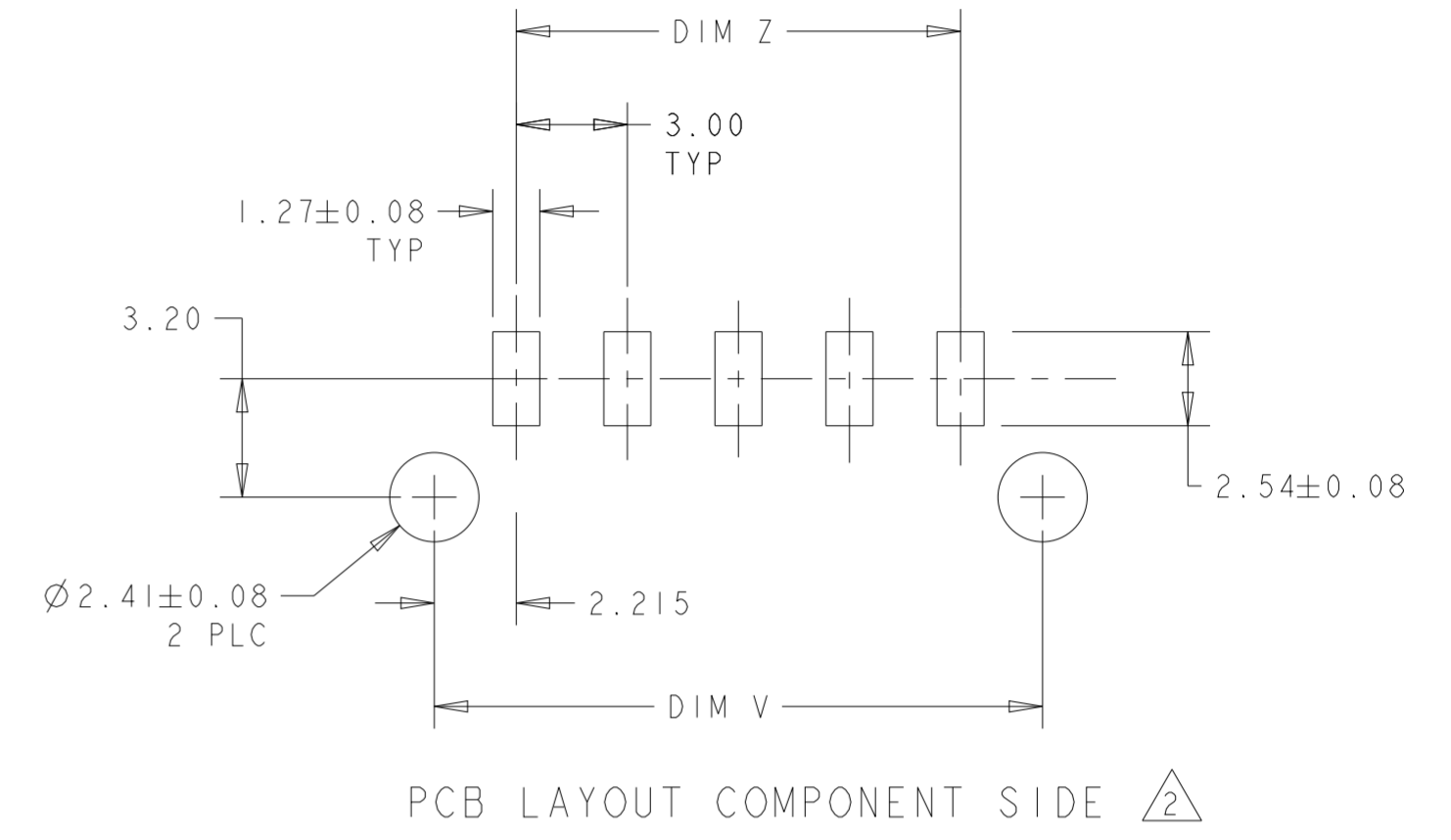
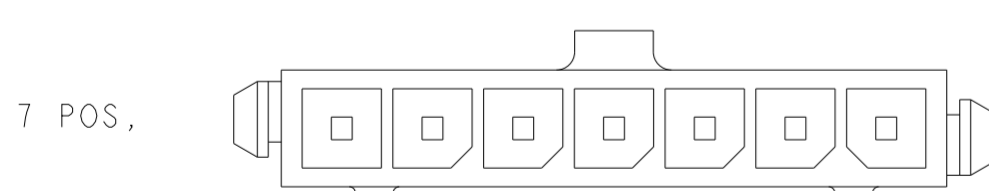
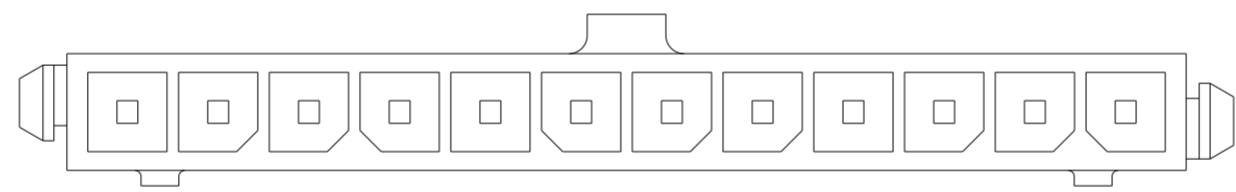
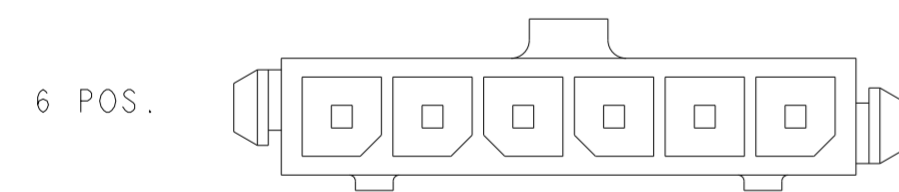
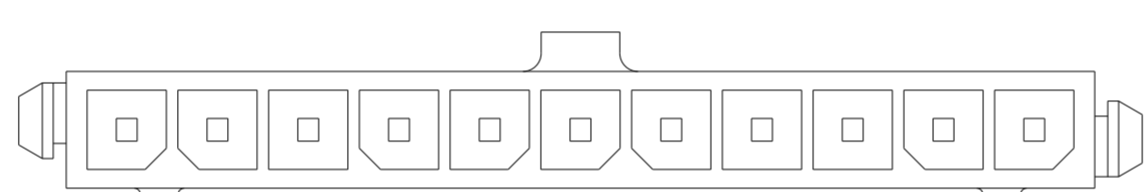
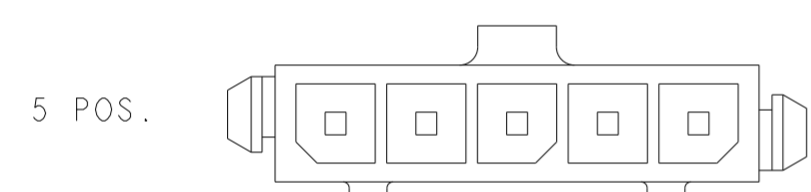
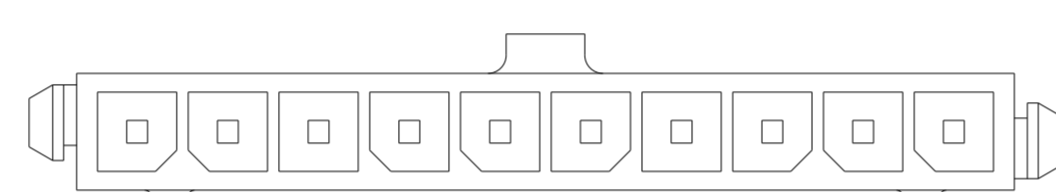
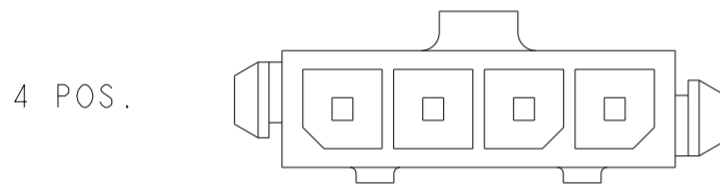
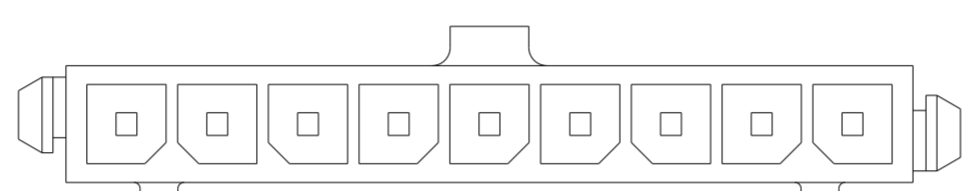
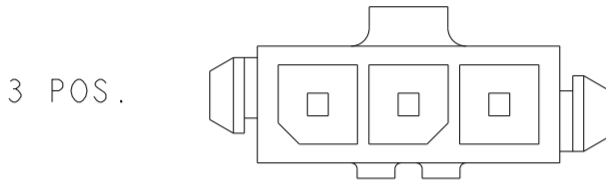
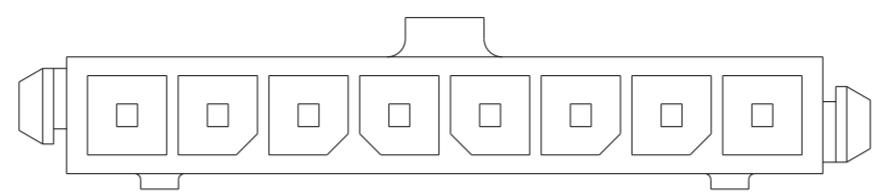
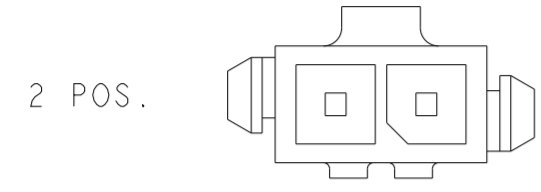
- 1 MATERIAL: HOUSING - UL 94V-0 RATED HIGH TEMP NYLON, COLOR BLACK.
CONTACTS - BRASS
HOLDDOWNS - PHOSPHOR BRONZE.
- 2 RECOMMENDED PC BOARD THICKNESS OF 1.57.
- 3 KAPTON VACUUM PICK UP.
- 4 PLATING: CONTACTS - 0.38µm MINIMUM GOLD ON MATING AREA,
2.54µm MINIMUM MATTE TIN ON SOLDER TAILS,
ALL OVER 1.27µm MINIMUM NICKEL.
HOLDDOWNS - 2.54µm MINIMUM MATTE TIN OVER 1.27µm MINIMUM NICKEL.
- 5 COUNTERPART RECOMMENDED IS PN 1445022 OR 2008571 (DASH ACC. TO NUMBER OF POSITION).
- 6 FOR REELING DIRECTION AND PACKAGING TYPE, SEE SPECIFICATION 114-13000.

OBSOLETE	33.00	37.43	40.00	12	3-1445086-2
OBSOLETE	30.00	34.43	37.00	11	3-1445086-1
OBSOLETE	27.00	31.43	34.00	10	3-1445086-0
OBSOLETE	24.00	28.43	31.00	9	2-1445086-9
OBSOLETE	21.00	25.43	28.00	8	2-1445086-8
OBSOLETE	18.00	22.43	25.00	7	2-1445086-7
OBSOLETE	15.00	19.43	22.00	6	2-1445086-6
OBSOLETE	12.00	16.43	19.00	5	2-1445086-5
	9.00	13.43	16.00	4	2-1445086-4
OBSOLETE	6.00	10.43	13.00	3	2-1445086-3
	3.00	7.43	10.00	2	2-1445086-2
	DIM Z	DIM V	DIM W	NO. OF POSN	PART NUMBER

THIS DRAWING IS A CONTROLLED DOCUMENT.		DWN J. ROOT 09OCT2000	TE Connectivity	
DIMENSIONS: mm		CHK K. WHITAKER 20-FEB-2001		
TOLERANCES UNLESS OTHERWISE SPECIFIED:		APVD C. JONES 20-FEB-2001	NAME VERTICAL SURFACE MOUNT HEADER ASSY, 15 MIC GOLD CONTACTS, THRU HOLE HOLDDOWNS, SGL ROW, MICRO MATE-N-LOK™	
0 PLC ± 1 PLC ± 2 PLC ±0.20 3 PLC ± 4 PLC ± ANGLES ±° FINISH		PRODUCT SPEC 108-1836	SIZE A2	CAGE CODE 00779
MATERIAL 1		APPLICATION SPEC 114-13000	DRAWING NO C-1445086	RESTRICTED TO -
		WEIGHT -	SCALE 4:1	SHEET 1 OF 2
		CUSTOMER DRAWING	REV C5	

THIS DRAWING IS UNPUBLISHED. RELEASED FOR PUBLICATION 20
 © COPYRIGHT 20 BY - ALL RIGHTS RESERVED.

REVISIONS				
P	LTR	DESCRIPTION	DATE	APVD
-	-	SEE SHEET 1	-	-



KEYING BY POSITION SIZE

THIS DRAWING IS A CONTROLLED DOCUMENT.		DWN J. ROOT 09OCT2000	TE Connectivity			
DIMENSIONS: mm		CHK K. WHITAKER 20-FEB-2001				
TOLERANCES UNLESS OTHERWISE SPECIFIED:		APVD C. JONES 20-FEB-2001	NAME VERTICAL SURFACE MOUNT HEADER ASSY, 15 MIC GOLD CONTACTS, THRU HOLE HOLDDOWNS, SGL ROW, MICRO MATE-N-LOK			
0 PLC ± 1 PLC ± 2 PLC ±0.20 3 PLC ± 4 PLC ± ANGLES ±1° FINISH		PRODUCT SPEC 108-1836	SIZE A2	CAGE CODE 00779	DRAWING NO C-1445086	RESTRICTED TO -
MATERIAL -		APPLICATION SPEC 114-13000	SCALE 4:1		SHEET 2 OF 2	REV C5
-		WEIGHT -	CUSTOMER DRAWING			