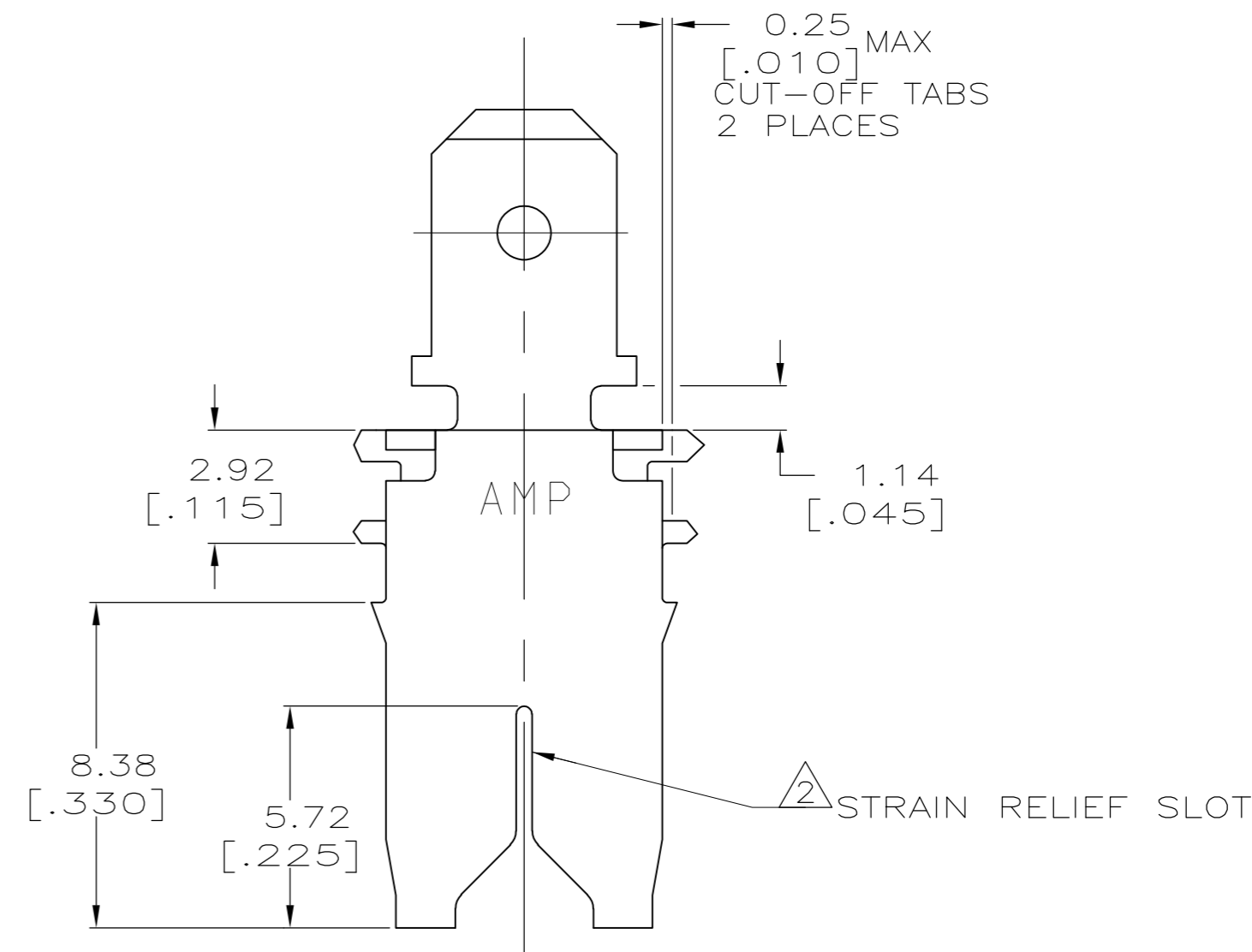
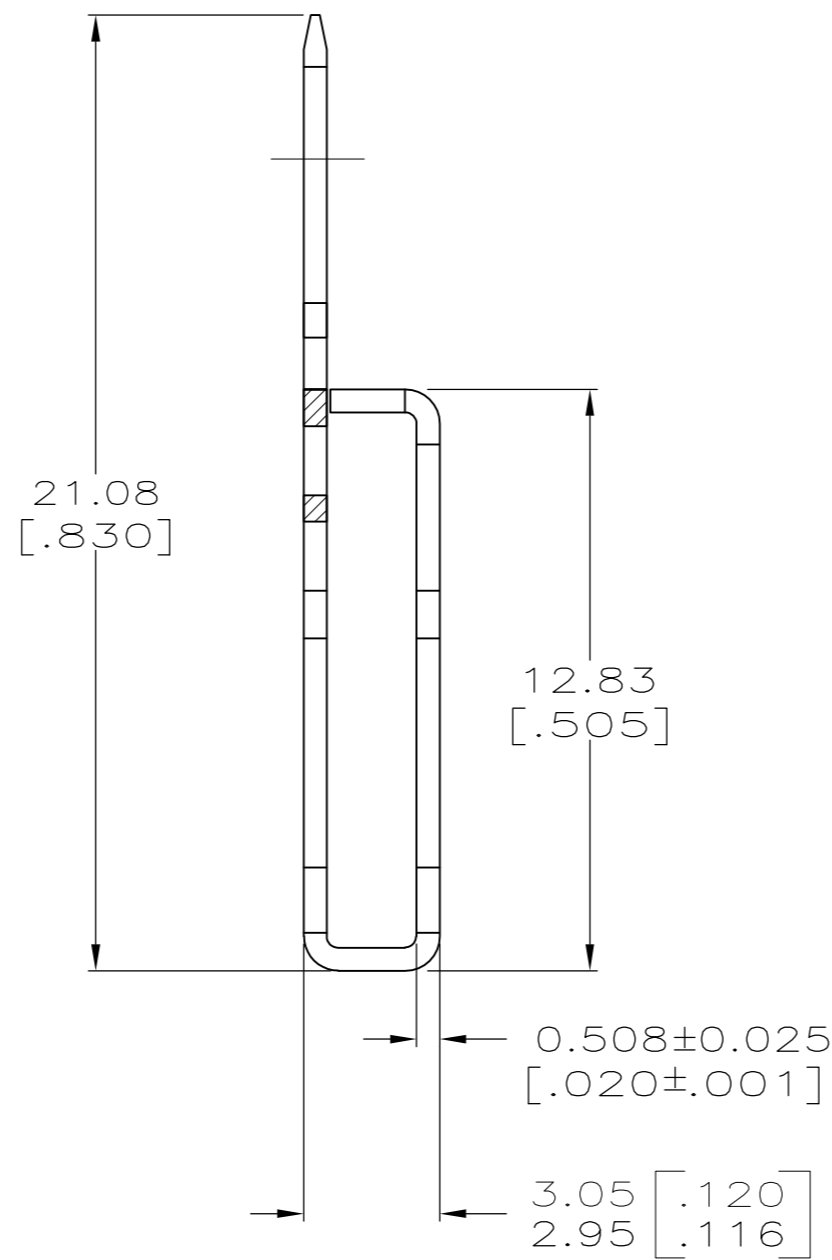
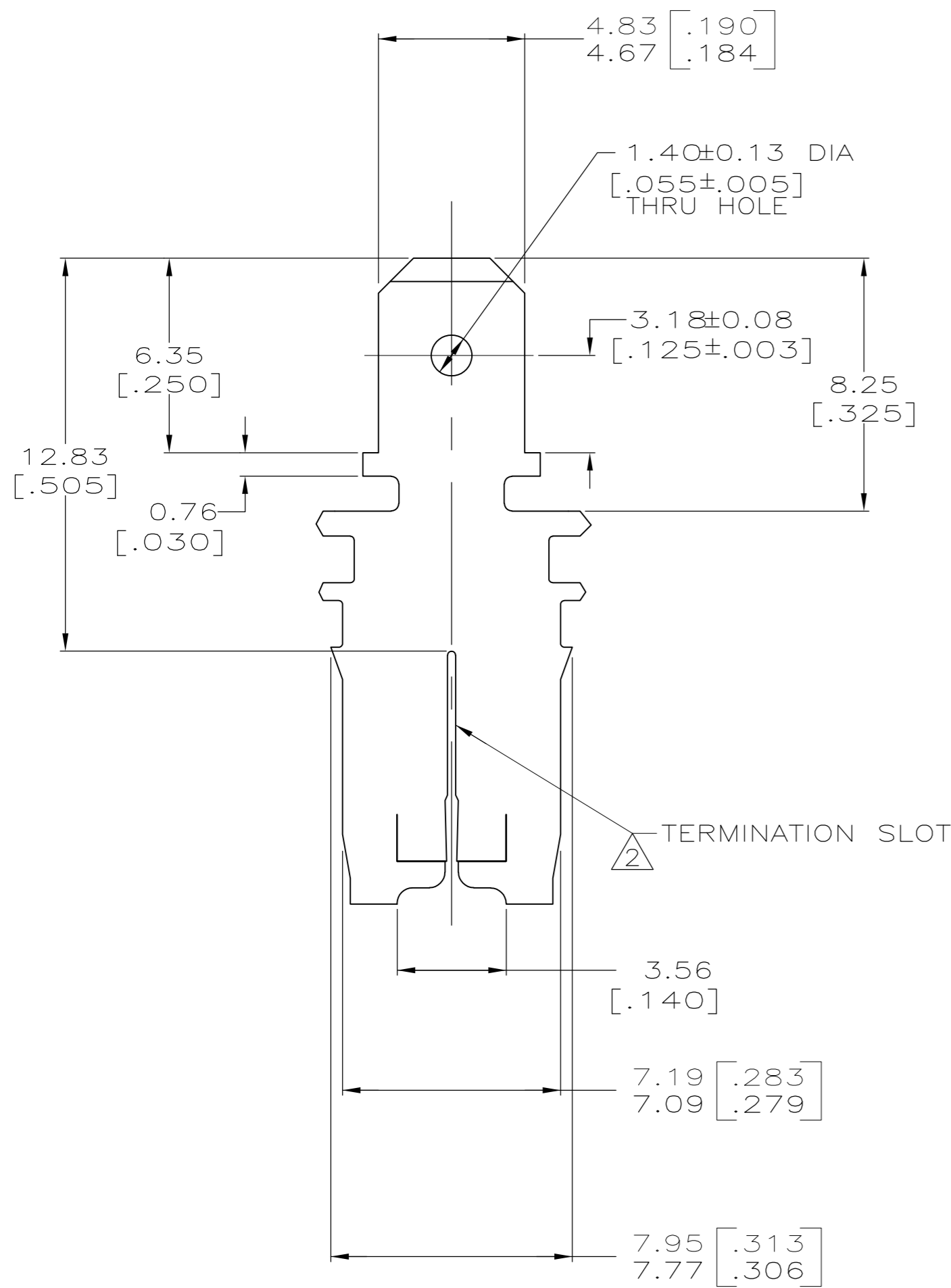
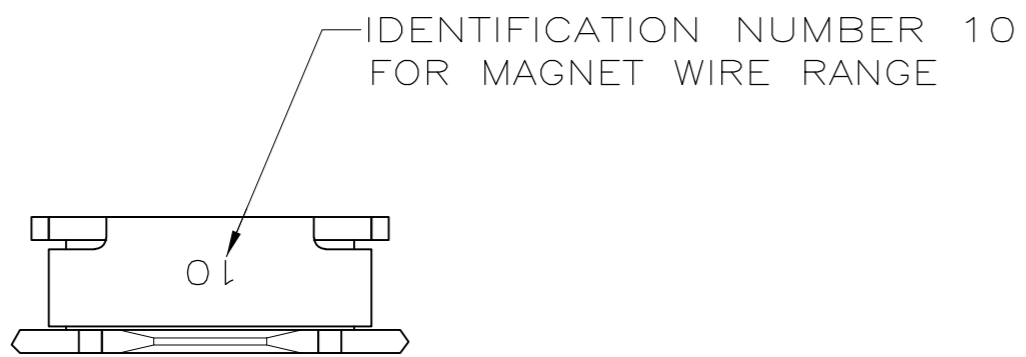


THIS DRAWING IS UNPUBLISHED. RELEASED FOR PUBLICATION
 © COPYRIGHT - ALL RIGHTS RESERVED.

REVISIONS				
P	LTR	DESCRIPTION	DATE	APVD
B2		WIRE RANGE UPDATED	29JUN17	SV

- CONTINUOUS STRIP ON REELS WITH TERMINALS LOCATED ON 8.38±0.08 [.330±.003] CENTERS.
- SLOT TERMINATES EITHER A SINGLE OR DOUBLE MAGNET WIRE OF THE SAME SIZE AND TYPE. COPPER RANGE: 0.36-0.57mm [#27-#23] AWG.
- AFTER INSERTION INTO PLASTIC HOLDER, TAB PORTION MUST BE BENT OVER 45° TO 90° OR POTTED-IN TO PREVENT PULL-OUT WHEN MATING RECEPTACLE IS DISCONNECTED.



1217042-1
PART NUMBER

THIS DRAWING IS A CONTROLLED DOCUMENT.		DWN JR RUTH 15NOV01																				
DIMENSIONS: INCHES		CHK KURT A. RANDOLPH 15NOV01																				
TOLERANCES UNLESS OTHERWISE SPECIFIED:		APVD KURT A. RANDOLPH 15NOV01	NAME KURT A. RANDOLPH																			
<table border="0"> <tr><td>0 PLC</td><td>±</td><td>-</td></tr> <tr><td>1 PLC</td><td>±</td><td>-</td></tr> <tr><td>2 PLC</td><td>±</td><td>0.25[.010]</td></tr> <tr><td>3 PLC</td><td>±</td><td>-</td></tr> <tr><td>4 PLC</td><td>±</td><td>-</td></tr> <tr><td>ANGLES</td><td>±</td><td>-</td></tr> </table>		0 PLC	±	-	1 PLC	±	-	2 PLC	±	0.25[.010]	3 PLC	±	-	4 PLC	±	-	ANGLES	±	-	PRODUCT SPEC 108-2053	TAB, 4.75[.187] FASTON™ 500 SERIES MAG-MATE™	
0 PLC	±	-																				
1 PLC	±	-																				
2 PLC	±	0.25[.010]																				
3 PLC	±	-																				
4 PLC	±	-																				
ANGLES	±	-																				
MATERIAL 4M BRASS		FINISH 0.002032[.000080] MIN TIN PLATE	APPLICATION SPEC 114-2066	RESTRICTED TO -																		
		WEIGHT 0	SIZE A2	CAGE CODE 00779																		
		CUSTOMER DRAWING	DRAWING NO 1217042	SCALE 6:1																		
			SHEET 1 of 1	REV B2																		