

Product Specification

108-78292

2.0mm PITCH SPECIAL BATTERY INTERCONNECT

1. Scope:

1.1 Contents

This specification covers the requirements for product performance, test methods and quality assurance provisions of 2mm Pitch Battery Connector.

Applicable product descriptions and part numbers are as shown in Appendix 2.

2. Applicable Documents:

The following documents form a part of this specification to the extent specified herein. In the event of conflict between the requirements of this specification and the product drawing, the product drawing shall take precedence. In the event of conflict between the requirements of this specification and the referenced documents, this specification shall take precedence.

2.1 AMP Specifications:

A. 109-5000 : Test Specification, General, Requirements for Test Methods

B. 501-5665 : Test Report

2.2 Commercial Standards and Specifications:


MIL-STD-202: Test Methods for Electronic and Electrical Component Parts.

3. Requirements

3.1 Design and Construction

Product shall be of the design, construction and physical dimensions specified on the applicable product drawing.

THIS INFORMATION IS CONFIDENTIAL AND IS DISCLOSED TO YOU ON CONDITION THAT NO FURTHER DISCLOSURE IS MADE BY YOU TO OTHER THAN AMP PERSONNEL WITHOUT WRITTEN AUTHORIZATION FROM AMP SHANGHAI LTD

| | | | | | | | |
|------------|------------------------|------------|-----------------------------|--------------------------|--|-----------------|------------------|
| | | | | DR Alex Shoal |  Tyco Electronics AMP Shanghai Ltd. | | |
| | | | | CHK Wenke He | | | |
| | | | | APP Steven Yao | DOC NO. 108-78292 | REV H | LOC ES |
| | | | | PAGE 1 of 6 | TITLE 2.0mm Pitch Battery Interconnect | | |
| J | REVISED | S.W | 11JAN 2013 | | | | |
| LTR | REVISION RECORD | DR | DATE | | | | |

DIST

3.2 Materials

A. Contact

(1) Plug

- Material : Copper Alloy

- Finish : Nickel-under plated all over.

Gold plated at contact area 0.0003mm Min. (Other part number)

Gold plated at contact area 0.0001mm Min. (1-1827684-2 , 1-1827684-3 , 1-1939230-2)

Gold flush plated at soldering area.

(2) Receptacle

- Material : Copper Alloy

- Finish : Nickel-under plated all over.

Gold plated at contact area.

Tin plated at soldering area.

B. Housing

(1) Plug : Thermoplastic Molding Compound.

Color : Black, UL94V-0

(2) Receptacle : Thermoplastic Molding Compound.

Color : Black, UL94V-0

3.3 Ratings

A. Voltage Rating : 30V DC

B. Current Rating : 6 A(Current : 2 Contact, each side only)

1 A (Center 3 contacts.)

C. Temperature Rating : -20°C to +80°C


3.4 Performance Requirements and Test Descriptions

The product shall be designed to meet the electrical, mechanical and environmental performance requirements specified in Fig. 1. All tests shall be performed in the room temperature, unless otherwise specified.

3.5 Test Requirements and Procedures Summary


| Para. | Test Items | Requirements | Procedures |
|-------------------------|------------------------------------|---|---|
| 3.5.1 | Examination of Product | Meets requirements of product drawing. | Visual inspection No physical damage |
| Electrical Requirements | | | |
| 3.5.2 | Termination Resistance (Low Level) | 30mΩ Max. (Initial) Δ R 20mΩ Max.(Final) | Subject mated contacts assembled in housing to 20 mV Max. open circuit at 10 mA. Fig.2 AMP Spec. 109-5311-1 |

Fig. 1 (to be continued)

| | | | | | |
|---|---|-----------------------|----------------------------------|-----------------|------------------|
|  | Tyco Electronics AMP Shanghai Ltd. | PAGE 2 of 6 | Document No. 108-78292 | REV H | LOC ES |
|---|---|-----------------------|----------------------------------|-----------------|------------------|


| Para. | Test Items | Requirements | Procedures |
|--------------------------------|--|--|--|
| 3.5.3 | Dielectric withstanding Voltage | No creeping discharge or flashover shall occur. Current leakage :0.5mA Max. | 1kVAC for 1 minute. Test between adjacent circuits of mated connectors. AMP Spec. 109-5301 |
| 3.5.4 | Insulation Resistance | 1000M Ω Min. (Initial) 100M Ω Min. (Final) | 500V DC for 1 minute. Test between adjacent circuits of mated connectors. AMP Spec. 109-5302 |
| 3.5.5 | Temperature Rising | 30°C Max. under loaded rating current. | Measure temperature rising by energized current. AMP Spec. 109-5310 |
| Mechanical Requirements | | | |
| 3.5.6 | Connector Mating Force | 1Pos.: 2 N Max. | Operation Speed : 100mm/min. Measure the force required to mate connectors. AMP Spec. 109-5206 |
| 3.5.7 | Connector Unmating Force | 1Pos.: 0.3 N Min. | Operation Speed : 100mm/min. Measure the force required to unmate connectors. AMP Spec. 109-5206 |
| 3.5.8 | Durability (Repeated Mate / Unmating) | ΔR 20m Ω Max. (Final) | Operation Speed : 100mm/min. Number of Cycles Plug : 6000 cycles Receptacle : 2000 cycles AMP Spec. 109-5213 |
| 3.5.9 | Vibration (Low Frequency) | No electrical discontinuity greater than 1 μ sec. shall occur. ΔR 20m Ω Max. | Mated connectors to 10-55-10 Hz traversed in 1 minute at 1.52mm amplitude 2 hours each of 3 mutually perpendicular planes. 100 mA applied. AMP Spec. 109-5201 |
| 3.5.10 | Physical Shock | No electrical discontinuity greater than 1 μ sec. shall occur. ΔR 20m Ω Max. | Accelerated Velocity : 50G Waveform : Half sin Duration : 11m sec. Velocity Change : 11.3 m/sec Number of Drops : 3 drops each to normal and reversed directions of X,Y and Z axes, totally 18 drops. 100 mA applied. AMP Spec. 109-5208 Condition A |

Fig. 1 (to be continued)

| | | | | | |
|---|---|--------|--------------|-----|-----|
|  | Tyco Electronics AMP Shanghai Ltd. | PAGE | Document No. | REV | LOC |
| | | 3 of 6 | 108-78292 | H | ES |

| Para. | Test Items | Requirements | Procedures |
|-----------------------------------|----------------------------------|--|---|
| 3.5.11 | Solder ability | Wet Solder Coverage : 95 % Min. | Solder Temperature : $230 \pm 5^{\circ}\text{C}$ Immersion Duration : 3 ± 0.5 sec. Flux : Alpha 100 AMP Spec. 109-5203 |
| Environmental Requirements | | | |
| 3.5.12 | Thermal Shock | ΔR 20m Ω Max. | Mated connector – 40°C /30min., 85°C /30 min. Make this a cycle, repeat 5 cycles. AMP Spec. 109-5103 |
| 3.5.13 | Humidity-Temperature Cycling | Insulation resistance (Final) 100 M Ω Min. Termination resistance ΔR 20m Ω Max. | Mated connector, make 25~65°C, 95% R. H. 24 hours a cycle, repeat 10 cycles. Cold shock –10°C performed AMP Spec. 109-5106 |
| 3.5.14 | Salt Spray | ΔR 20m Ω Max. | Mated connectors with 5 %, 35°C concentration for 24 hours. AMP Spec. 109-5101 |
| 3.5.15 | Resistance to Soldering Heat | No physical damage shall occur. | Test connector on PCB. Solder Temperature : $260 \pm 5^{\circ}\text{C}$ Immersion Duration : 10 ± 1 sec. AMP Spec. 109-5204 Condition A&C Manual Soldering Temperature : $350 \pm 10^{\circ}\text{C}$ Duration : 3+1/-0sec. No Pressurize a Tine. |
| 3.5.16 | Industrial Gas (SO2) | ΔR 20m Ω Max. | Mated connector SO2 Gas : 10cm ³ /m ³ , 95 % R. H. 25°C, 24 hours AMP Spec. 109-5107 Condition A |
| 3.5.17 | Temperature Life (Heat Aging) | ΔR 20m Ω Max. | Mated connector 85°C, Duration :96 hours AMP Spec. 109-5104 Condition A |

Fig. 1 (End)

| | | | | | |
|---|---|-----------------------|----------------------------------|-----------------|------------------|
|  | Tyco Electronics AMP Shanghai Ltd. | PAGE 4 of 6 | Document No. 108-78292 | REV H | LOC ES |
|---|---|-----------------------|----------------------------------|-----------------|------------------|

3.6 Product Qualification Test Sequence


| Test Examination | Test Group | | | | | | | | | | |
|---------------------------------------|-------------------|-----|-----|-----|-----|-----|-----|-----|-----|-----|-----|
| | 1 | 2 | 3 | 4 | 5 | 6 | 7 | 8 | 9 | 10 | 11 |
| | Test Sequence (a) | | | | | | | | | | |
| Examination of Product | 1,7 | 1,5 | 1,9 | 1,6 | 1,5 | 1,5 | 1,5 | 1,5 | 1,3 | 1,3 | 1,3 |
| Termination Resistance (Low Level) | | 2,4 | 2,8 | 2,5 | 2,4 | 2,4 | 2,4 | 2,4 | | | |
| Dielectric withstanding Voltage | 3,6 | | | | | | | | | | |
| Insulation Resistance | 2,5 | | | | | | | | | | |
| Vibration (Low Frequency) | | | | 3 | | | | | | | |
| Physical Shock | | | | 4 | | | | | | | |
| Connector Mating Force | | | 3,6 | | | | | | | | |
| Connector Unmating Force | | | 4,7 | | | | | | | | |
| Durability (Repeated Mate / Unmating) | | | 5 | | | | | | | | |
| Solderability | | | | | | | | | 2 | | |
| Humidity-Temperature Cycling | 4 | 3 | | | | | | | | | |
| Resistance to Soldering Heat | | | | | | | | | | 2 | |
| Thermal Shock | | | | | 3 | | | | | | |
| Salt Spray | | | | | | 3 | | | | | |
| Industrial SO ₂ Gas | | | | | | | 3 | | | | |
| Temperature Life (Heat Aging) | | | | | | | | 3 | | | |
| Temperature Rising | | | | | | | | | | | 2 |

Appendix 1

(a) Numbers indicate sequence in which the tests are performed.

The applicable product descriptions and part numbers are as shown in Appendix.2.

| Product Part No. | Description |
|------------------|-------------------------------|
| 1827654-1 | PLUG CONNECTOR 7POS. |
| 1932154-1 | PLUG CONNECTOR 7POS. Reverse. |
| 1827684-1 | RECEPTACLE CONNECTOR 7POS. |
| 1827684-2 | |
| 1-1827684-2 | |
| 1-1827684-3 | |
| 1939229-1 | |

| | | | | | |
|---|---|-----------------------|----------------------------------|-----------------|------------------|
|  | Tyco Electronics AMP Shanghai Ltd. | PAGE 5 of 6 | Document No. 108-78292 | REV H | LOC ES |
|---|---|-----------------------|----------------------------------|-----------------|------------------|

| | |
|-------------|--|
| 1827685-1 | |
| 1827685-2 | |
| 1827685-3 | RECEPTACLE CONNECTOR 7POS. Reverse. |
| 1939230-1 | |
| 1-1939230-2 | |
| 1871126-1 | INTERPOSER CARD BATTERY REC. CONNECTOR 7POS. |
| 1903969-1 | PLUG CONNECTOR 7POS. |
| 1932008-1 | |
| 1-1932008-1 | RECEPTACLE CONNECTOR 7POS |
| 2229293-1 | RECEPTACLE CONNECTOR 7POS. |
| 1-2229293-1 | |
| 1932010-1 | |
| 1-1932010-1 | PLUG CONNECTOR,7POS |

Appendix 2

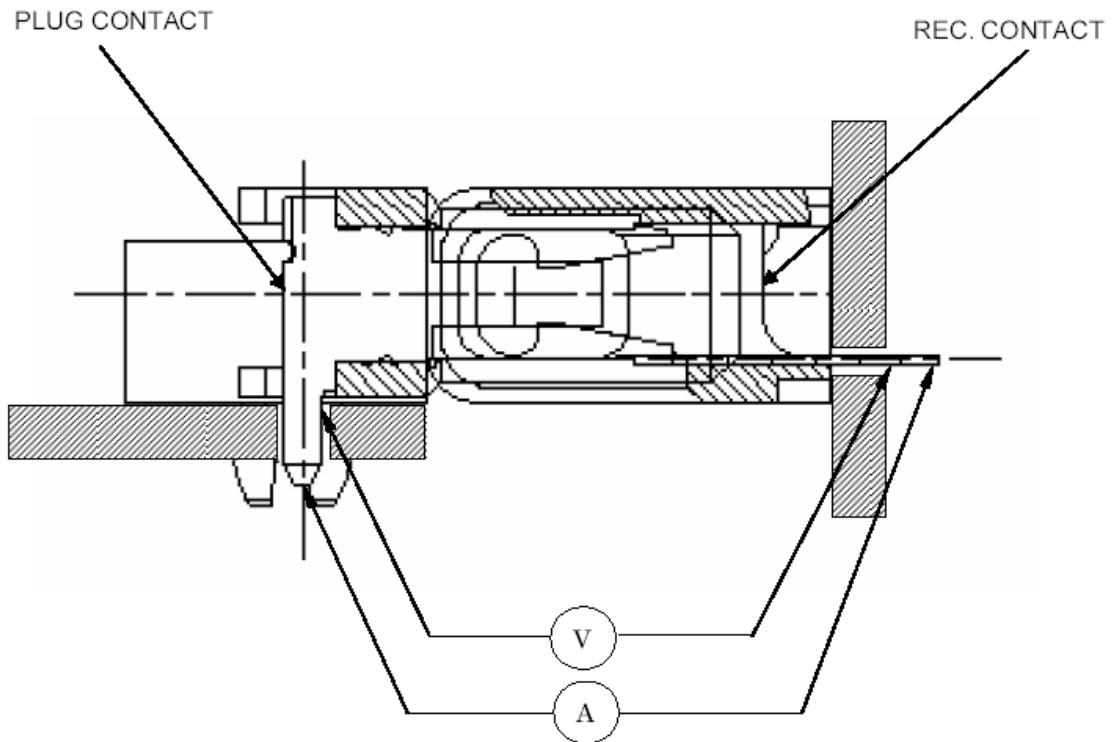



Fig.2 Termination Resistance Measuring Points

| | | | | | |
|---|---|--------|--------------|-----|-----|
|  | Tyco Electronics AMP Shanghai Ltd. | PAGE | Document No. | REV | LOC |
| | | 6 of 6 | 108-78292 | H | ES |