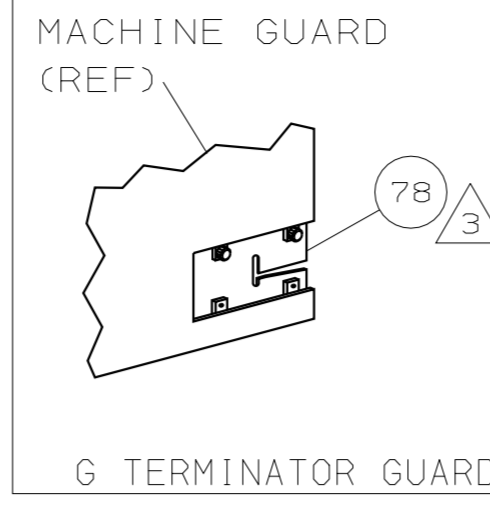
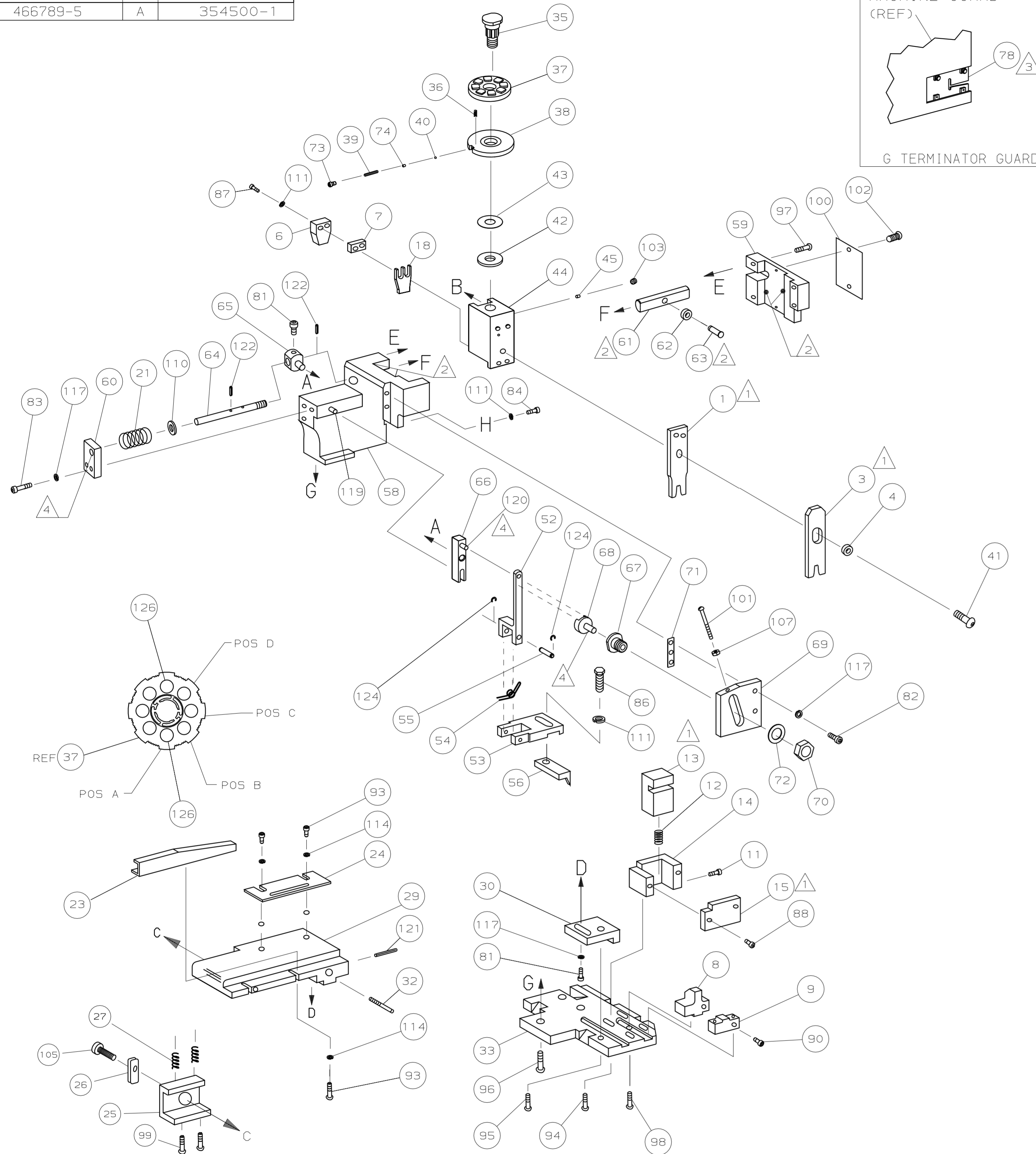


PART NUMBER	REV	FIRST USED
466789-5	A	354500-1



TERMINAL NAME: RECP,FASTON™.250 PIDG		CRIMPING DATA			
PAD LTR	CRIMP HEIGHT	WIRE SIZE			
640904	A	.096 ±.002 [2.44 ±0.05mm]	16-14		
640912	B	NOT	USED		
640914	C	NOT	USED		
640918	D	NOT	USED		
640926					
640928					
640930					
CRIMP	SIZE	TYPE	RANGE		
WIRE	.222 [5.64mm]	-	16-14		
INSUL	.272 [6.91mm]	-	.160 MAX		
WIRE STRIP LENGTH	TERM APPL SPEC	FEED	APPL INSTRUCTION	SET UP GAGE	LAYOUT
-	-	.450-.800	408-8040	458637-1	1043

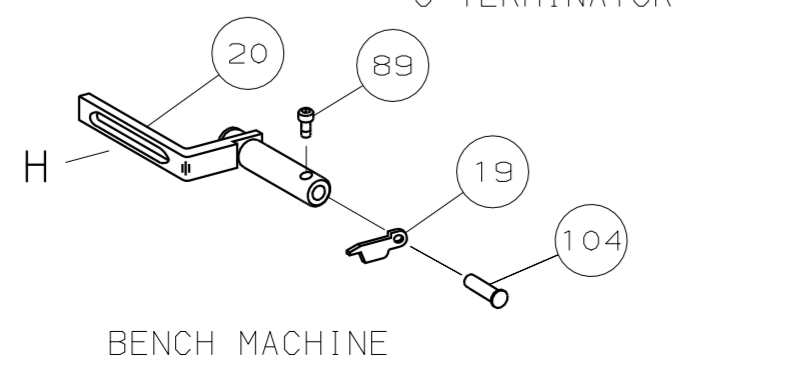
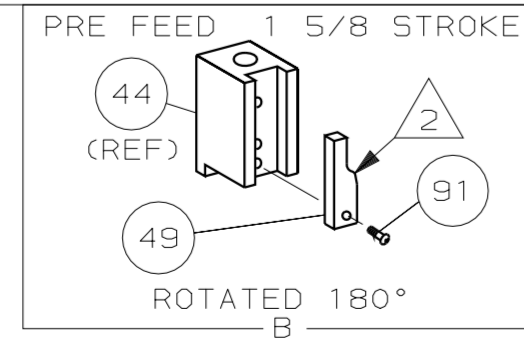
QTY	REV	U/M	DWG SIZE	PART NO	DESCRIPTION	ITEM NO
1	-	A		21045-3	RING,RET °C (ø.187)FD FING PIN	124
2	-	A		5-21028-1	PIN,SLT SPR(ø.125x.50)ADJ ROD	122
1	-	A		4-21028-0	PIN,SLT SPR(ø.093x.75)ST GDE PL	121
1	-	A		1-21030-1	PIN,DOWEL (ø.187x.50)LEVER	120
1	-	A		1-21030-6	PIN,DOWEL (ø.187x1.25)HOUSING	119
5	-	A		21024-5	WASHER, LOCK (#10)ADJ BLOCK	117
2	-	A		21024-2	WASHER,LOCK (#4)FRONT STP GUIDE	114
4	-	A		21024-4	WASHER,LOCK (#8)STRIPPER	111
1	-	A		21899-4	WASHER,FLAT (ø5/16)SCREW ADJ	110
1	-	A		21018-5	NUT, HEX (6-32)FEED ADJ	107
1	-	A		22353-8	SCR,SHLD (ø.187x.25)DRAG LEVER	105
1	-	A		992031-1	PIN, CLEVIS	104
1	-	A		21009-2	SCR,SKT SET (1/4-20x.25 LW)RAM	103
2	-	A		21017-2	SCR,DRIVE (#2x.19)ID PLATE	102
1	-	A		6-23715-5	SCR,PAN HD (6-32x1.50)FEED ADJ	101
1	-	B		461264-1	PLATE, IDENTIFICATION	100
2	-	A		3-21002-0	SCR,BHC (10-32x.88)DRAG	99
1	-	A		22733-8	SCR,BHC (8-32x.38 LW)ANVIL	98
2	-	A		2-21002-9	SCR,BHC (10-32x.75)CAP	97
3	-	A		2-22733-8	SCR,BHC (1/4-20x.62)HOUSING	96
1	-	A		2-21002-7	SCR,BHC (10-32x.50)SG ADJ BLOCK	95
2	-	A		2-21002-2	SCR,BHC (8-32x.50)TERM H DWN	94
4	-	A		1-21000-4	SCR,BHC (8-32x.38)F STP GDE	93
1	-	A		1-21002-7	SCR,BHC (6-32x.38)CAM	91
1	-	A		2-21000-8	SCR,SHC (8-32x.62 LW)ANVIL	90
1	-	A		7-21000-9	SCR,SHC (4-40x.19)STRIPPER	89
2	-	A		1-21002-6	SCR,SHC (6-32x.25)R SHEAR PLATE	88
2	-	A		9-21002-6	SCR,BHC (8-32x.88)DEP-HOLD	87
1	-	A		2-22603-0	SCR,HEX HD (8-32x.31)FEED FINGER	86
1	-	A		2-21000-7	SCR,SHC (8-32x.50)STRIPPER	84
2	-	A		3-21000-7	SCR,SHC (10-32x.75)FEED ROD GD	83
2	-	A		3-21000-6	SCR,SHC (10-32x.62)FEED ADJ BLK	82
2	-	A		3-21000-4	SCR,SHC (10-32x.38)SG ADJ BL	81
REF	-	B		679532-1	INSERT, GUARD	78
1	-	A		690603-1	SPRING, ASSIST	74
1	-	A		23030-1	SCR,SHC (6-32x.25 SL)INS DISC	73
1	-	A		458109-1	WASHER, SPECIAL	72
1	-	A		690517-1	SPACER	71
1	-	A		690603-1	SPRING, ASSIST	74
1	-	A		23030-1	SCR,SHC (6-32x.25 SL)INS DISC	73
1	-	A		458109-1	WASHER, SPECIAL	72
1	-	A		690517-1	SPACER	71

QTY	REV	U/M	DWG SIZE	PART NO	DESCRIPTION	ITEM NO
1	-	B		22594-8	NUT, HEX (1/2-20)	70
1	-	B		240628-1	PLATE, ADJUSTMENT	69
1	-	B		240626-1	SHAFT, PIVOT	68
1	-	B		240633-1	BUSHING	67
1	-	A		455680-1	LEVER, INTERMEDIATE	66
1	-	B		240629-1	BLOCK, PIVOT	65
1	-	A		240632-2	SCREW, ADJ FEED ROD	64
1	-	B		240659-3	PIN, CAM ROLLER	63
1	-	B		240658-1	ROLLER, CAM	62
1	-	B		454398-2	ROD, FEED	61
1	-	A		454178-1	GUIDE, FEED ROD	60
1	-	C		454220-1	CAP, RAM	59
1	-	D		454485-1	HOUSING	58
1	-	B		1-694433-5	PAWL, FEED	56
1	-	B		240624-1	PIN, FEED FINGER	55
1	-	B		691499-1	SPRING, FEED FINGER	54
1	-	A		690541-1	HOLDER, FEED FINGER	53
1	-	B		455679-1	LEVER, TERMINAL FEED ARM	52
1	-	B		690602-6	CAM, PRE-FEED 1 5/8 ST	49
1	-	A		690191-1	PLUG, NYLON	45
1	-	C		455673-1	RAM	44
1	-	A		690125-1	WASHER, LAMINATED	43
1	-	A		690124-1	WASHER, RAM	42
1	-	A		7-21002-9	BOLT, CRIMPER (5/16x1.00)	41
1	-	A		23241-6	BALL, STEEL	40
1	-	A		690170-1	SPRING, COMPRESSION	39
1	-	C		690142-1	DISC, INSULATION	38
1	-	D		459663-4	WIRE DISC	37
8	-	A		2-22280-5	SPRING, COMP	36
1	-	B		690212-1	POST, RAM	35
1	-	D		455675-3	PLATE, BASE	33
1	-	A		690432-3	SCREW, ADJUSTMENT	32
1	-	B		455689-1	BLOCK, STRIP GUIDE ADJ	30
1	-	C		684045-1	PLATE, STRIP GUIDE	29
2	-	A		1-22284-0	SPRING, DRAG	27
1	-	B		240793-4	LEVER, DRAG RELEASE	26
1	-	B		240792-6	DRAG, TERMINAL	25
1	-	D		690438-4	GUIDE, STRIP (REAR)	24
1	-	A		684042-1	GUIDE, STRIP (FRONT)	23
1	-	A		4-22284-9	SPRING, FEED RETURN	21
1	-	A		679218-1	STRIPPER WIRE STOP ASSY	20
1	-	B		458949-1	STRIPPER	19
1	-	B		463460-1	HOLDER, TERMINAL	18
1	-	B		690464-9	PLATE, SHEAR (REAR)	15
1	-	B		690462-7	HOLDER, SHEAR (REAR)	14
1	-	C		469542-1	SHEAR, FLOAT (REAR)	13
1	-	A		5-22280-0	SPRING, SHEAR	12
1	-	B		690461-2	STOP, SHEAR	11
1	-	C		1-454766-0	ANVIL, INSULATION	9
1	-	C		467660-2	ANVIL	8
1	-	C		1-240641-8	SPACER, DEPRESSOR (REAR)	7
1	-	A		690468-6	DEPRESSOR, SHEAR (REAR)	6
1	-	B		238009-1	SPACER, BLOCK CRIMPER	4
1	-	C		1-454765-2	CRIMPER, INSULATION	3
1	-	C		467661-2	CRIMPER, WIRE	1

THIS DRAWING IS A CONTROLLED DOCUMENT FOR AMP INCORPORATED. IT IS SUBJECT TO CHANGE AND THE CONTROLLING ENGINEERING ORGANIZATION SHOULD BE CONTACTED FOR THE LATEST REVISION.

THIS INFORMATION IS CONFIDENTIAL AND IS DISCLOSED TO YOU ON CONDITION THAT NO FURTHER DISCLOSURE IS MADE BY YOU TO OTHER THAN AMP PERSONNEL WITHOUT WRITTEN AUTHORIZATION FROM AMP INCORPORATED, HARRISBURG, PA.

LOC A  
DIST 66



- 1 RECOMMENDED SPARE PARTS.
- 2 GREASE LIGHTLY.
- 3 GUARD MUST BE IN PLACE WHEN OPERATING APPLICATOR IN A BENCH MACHINE.
- 4 LUBRICATE DAILY USING NO. 20 MACHINE OIL.
- 5 USE ø.19 50/50 SOLDER TO CHECK CRIMP HEIGHT
- 6 CUT TO LENGTH AT ASSY