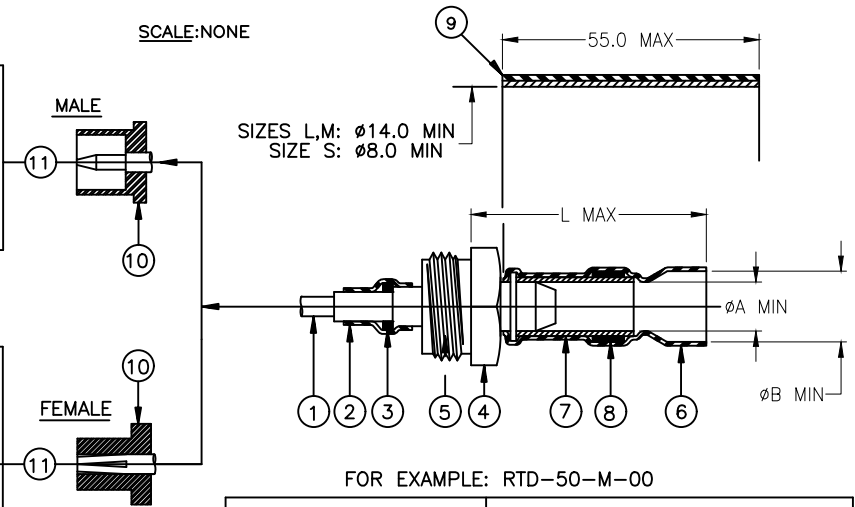


REVISIONS					
P	LTR	DESCRIPTION	DATE	DWN	APVD
	C	REVISED AS PER ECO-20-003566.	09MAR2020	TC	NP

-XX	DESIGNATION
00	STRAIGHT PLUG
00-H	
01	ANGLE PLUG
01-H	
02	STRAIGHT BULKHEAD JACK
03	STRAIGHT JACK
04	STRAIGHT PANEL JACK
05	STRAIGHT PLUG
05-H	

⊗ -H PARTS HAVE HEX NUT COUPLING WITH LOCK WIRE HOLES.

SCALE: NONE



FOR EXAMPLE: RTD-50-M-00

-X	PRODUCT DIMENSIONS			CABLE DIMENSIONS			
	L MAX	øA MIN	øB MIN	øD MAX	øF MAX	øE	øG
L	31.0	9.6	12.7	2.45	7.30	4.1/9.5	5.0/12.5
M	31.0	5.1	7.2	1.25	3.00	2.1/5.0	3.5/7.0
S	26.0	3.1	5.7	0.65	1.55	0.9/3.0	1.5/5.5

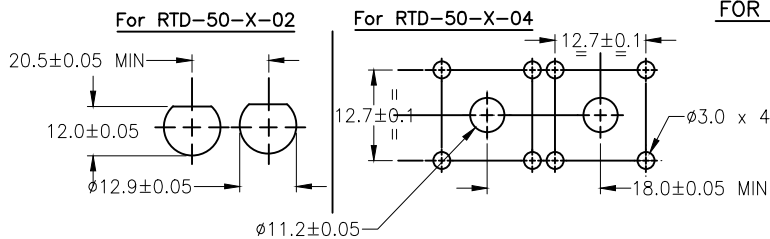
MATERIAL:

- CENTER CONTACT. GOLD PLATED BRASS (MALE) OR GOLD BERYLLIUM COPPER (FEMALE).
- HEAT SHRINKABLE INSULATION SLEEVE, TRANSPARENT BLUE. RADIATION CROSS-LINKED MODIFIED POLYVINYLIDENE FLUORIDE.
- SOLDER PREFORM. Sn63 Pb37 SOLDER ALLOY WITH ROLO FLUX PER ANSI-J-STD-004.
- THREADED TRANSITION PART. SILVER PLATED BRASS.
- INSULATOR. PTFE.
- SOLDERSHIELD DEVICE. TIN PLATED COPPER BRAID WITH ROLO FLUX PER ANSI-J-STD-004.
- SOLDER PREFORM (ON L AND M SIZE ONLY). Sn63 Pb37 SOLDER ALLOY WITH ROLO FLUX PER ANSI-J-STD-004.
- HEAT SHRINKABLE INSULATION SLEEVE, BLACK. RADIATION CROSS-LINKED MODIFIED POLYOLEFIN WITH ADHESIVE.
- INSULATOR (EXCEPT FOR ANGLE PLUG), PTFE.
- BODY, NICKEL PLATED BRASS.

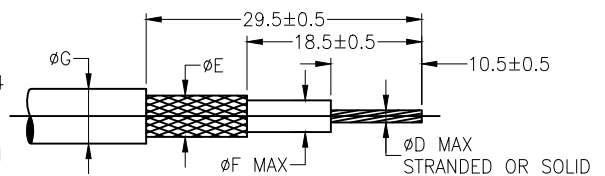
APPLICATION:

- THESE CONTROLLED SOLDERING DEVICES ARE DESIGNED TO CONNECT, WITH A MIL-PRF-39012 TNC INTERMEDIATE PART, A 50Ω SINGLE OR DOUBLE BRAIDED COAXIAL HAVING A:
 - TIN OR SILVER PLATED COPPER OUTER CONDUCTOR.
 - TIN OR SILVER PLATED INNER CONDUCTOR.
 - AND INSULATION RATED FOR AT LEAST +85°C.
- TEMPERATURE RANGE:
 - * WITH BLACK SLEEVE: -55°C TO 100°C.
 - * WITHOUT BLACK SLEEVE: -55°C TO 150°C.
- FOR INSTALLATION PROCEDURE AND APPLICATION EQUIPMENT, CONSULT RPIP-683-00.

PANEL THICKNESS: 3.2 MAX



FOR BEST RESULTS, PREPARE THE CABLE AS SHOWN:



TE Connectivity. All Rights Reserved.

2020

©

DIMENSIONS: mm	DWN T.CORREIA 09MAR2020	MATERIAL	FINISH	
	CHK R.MACNAUGHTON 09MAR2020	TE Connectivity		
TOLERANCES UNLESS OTHERWISE SPECIFIED:	APVD N.PRZYBYLSKA 09MAR2020			
0 PLC ± -	PRODUCT SPEC	RF ONE STEP CONNECTOR		
1 PLC ± -		50 OHM TNC		
2 PLC ± -	APPLICATION SPEC	SIZE	CAGE CODE	DRAWING NO
3 PLC ± -		A4	06090	RTD-50-Y-XX/-XX-H
4 PLC ± -		RESTRICTED TO		
ANGLES ± -	WEIGHT	SCALE DNS SHEET 1 OF 1 REV C		
CUSTOMER DRAWING				