THIS DRAWING IS UNPUBLISHED. RELEASED FOR PUBLICATION -.- .
© COPYRIGHT – By – ALL RIGHTS RESERVED.

REVISIONS					
P	LTR	DESCRIPTION	DATE	DWN	APVD
	Y2	REVISED PER ECR-23-193756	01DEC2023	GC	WH

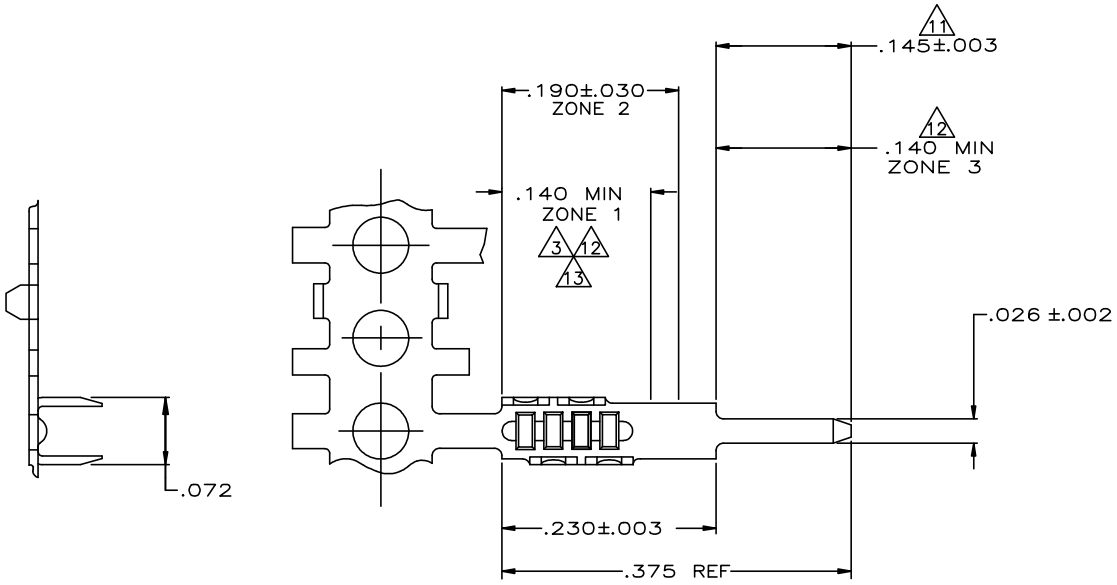

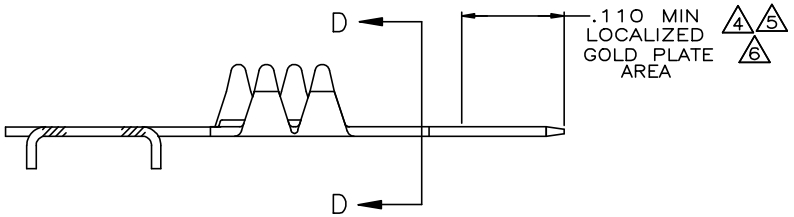

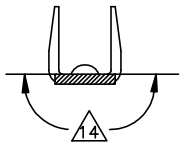

SECTION D–D

1. .000050 MIN THK NICKEL UNDERPLATE OVER ENTIRE CONTACT.
2. .000150 MIN BRIGHT TIN/LEAD OVER ENTIRE CONTACT.
3. .000100 MIN THK BRIGHT TIN/LEAD IN ZONE 1.
4. GOLD FLASH IN LOCALIZED GOLD PLATE AREA.
5. .000015 MIN GOLD IN LOCALIZED GOLD PLATE AREA
6. .000030 MIN GOLD IN LOCALIZED GOLD PLATE AREA
7. TO BE APPLIED PER AMP APPLICATION SPEC 114–16015.
8. RECOMMENDED HOLE SIZE IS .031–.035 DIA.
9. FOR SOLDERABILITY SEE AMP PRODUCT SPEC 108–9024.
10. .000150 MIN TIN–LEAD IN ZONE 2.
11. AREA TO BE UNPLATED (–9 ONLY).
12. GOLD FLASH IN ZONE 1. .000150 MIN TIN IN ZONE 3.
13. GOLD FLASH IN ZONE 1.
14. GOLD PLATING MAY OR MAY NOT BE PRESENT ON THE BOTTOM OF THE CRIMP BARREL IN THIS AREA.
15. .000150 MIN TIN ENTIRE CONTACT.

88997

	FINISH	PART NO
	1 9 13	2–88997–2
	1 15 9	2–88997–7
	1 6 13 14	1–88997–4
	1 5 13 14	1–88997–3
	1 9 12 14	1–88997–2
OBSOLETE	10 11	88997–9
	1 3 6	88997–5
	1 3 5	88997–4
SUPERSEDED BY 88997–5	1 3 4	88997–3
	1 2 9	88997–2

THIS DRAWING IS A CONTROLLED DOCUMENT.

DIMENSIONS: INCHES

TOLERANCES UNLESS OTHERWISE SPECIFIED:
0 PLC ± –
1 PLC ± –
2 PLC ± –
3 PLC ± .005
4 PLC ± –
ANGLES ± –

MATERIAL: PH. BRONZE .010 THK
FINISH: SEE TABLE

DWN B. MCMASTER 10MAR04
CHK S. BOLASH 10MAR04
APVD M. WALMSLEY 10MAR04
PRODUCT SPEC 108–9024
APPLICATION SPEC 114–16015
WEIGHT 0.000000
CUSTOMER DRAWING

TE Connectivity

NAME: CONTACT, SOLDER TAB, FFC, .100 ℄

SIZE	CAGE CODE	DRAWING NO	RESTRICTED TO
A2	00779	C–88997	–

SCALE 10:1 SHEET 1 OF 1 REV Y2

1471–9 (1/15)