© – TE Connectivity. All Rights Reserved.

REVISIONS					
P	LTR	DESCRIPTION	DATE	DWN	APVD
	A	REVISED PER ECN-22-168497	08AUG2022	AK	SZ

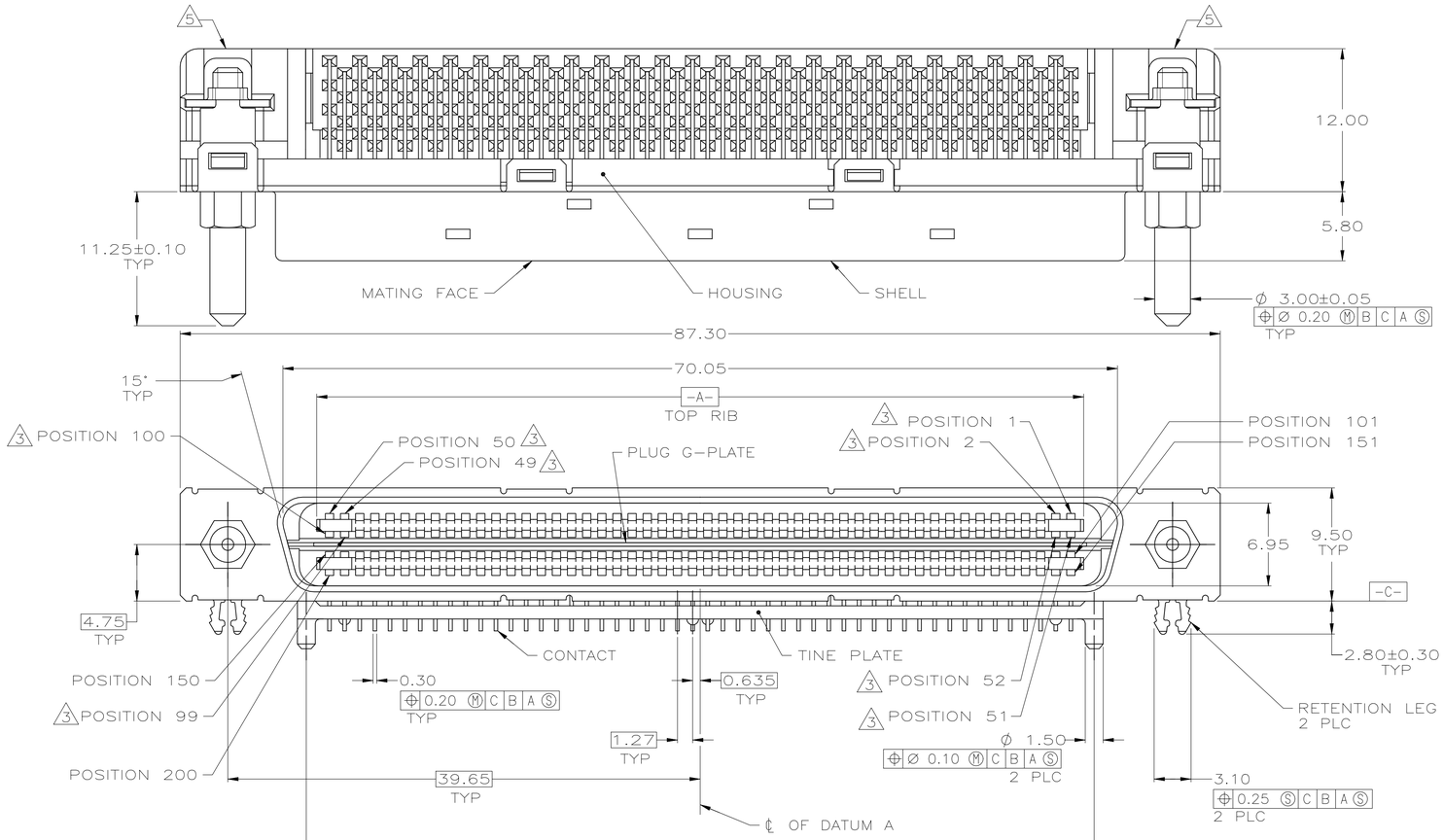

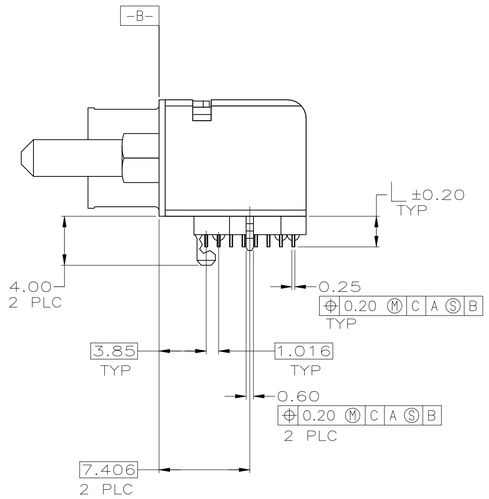

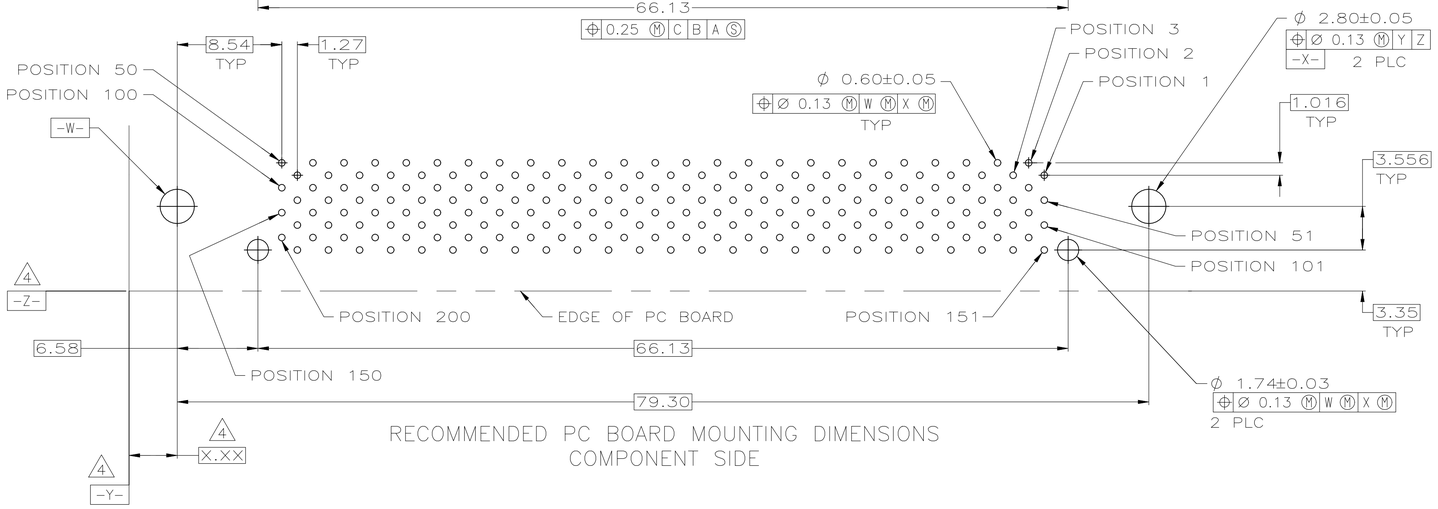

RECOMMENDED PC BOARD MOUNTING DIMENSIONS
COMPONENT SIDE

1. HOUSING AND TINE PLATE: POLYESTER, NATURAL.
   CONTACTS: COPPER ALLOY.
   SHELL: CARBON STEEL.
   RETENTION LEG AND GUIDE PIN: BRASS.
   PLUG G-PLATE: STANLESS STEEL.
2. SHELL: 3.00μm MIN NICKEL OVER 1.30μm MIN COPPER.
   RETENTION LEG: 2.00μm MIN TIN OVER 1.00μm MIN NICKEL.
   GUIDE PIN: 5.08μm MIN NICKEL OVER 6.35μm MIN COPPER.
   CONTACTS: 0.76μm MIN GOLD FOR A LENGTH OF 3.00 MIN FROM MATING END,
   2.54 μm MIN TIN FOR A LENGTH OF 2.80 MIN FROM OPPOSITE END,
   BOTH OVER 1.27μm MIN NICKEL.
3. CONTACTS 1,2,49,50,51,52,99 AND 100, ARE SEQUENCED TOWARDS MATING FACE.
4. DATUMS AND BASIC DIMENSIONS ESTABLISHED BY CUSTOMER.
5. DATE CODE MAY BE MARKED ON EITHER END.

OBSOLETE

3.18	5787855-2
2.50	5787855-1
L	PART NUMBER

THIS DRAWING IS A CONTROLLED DOCUMENT.

DIMENSIONS: mm

TOLERANCES UNLESS OTHERWISE SPECIFIED:
0 PLC ± –
1 PLC ± –
2 PLC ± 0.25
3 PLC ± –
4 PLC ± –
ANGLES ± 2°

MATERIAL 1

FINISH 2

DWN 12-07-04 L. VARELA – DOCK5
CHK 12-07-04 C. ROHDE
APVD 12-07-04 M. WALMSLEY
PRODUCT SPEC —
APPLICATION SPEC —
WEIGHT 0.000000

TE Connectivity

NAME PLUG ASSEMBLY, RIGHT ANGLE, .050 CHAMP –

SIZE A1 | CAGE CODE 00779 | DRAWING NO C-5787855 | RESTRICTED TO —

CUSTOMER DRAWING | SCALE 4:1 | SHEET 1 OF 1 | REV A

4805 (1/15)