



REVISIONS					
P	LTR	DESCRIPTION	DATE	DWN	APVD
-	-	SEE SHEET 1	-	-	-

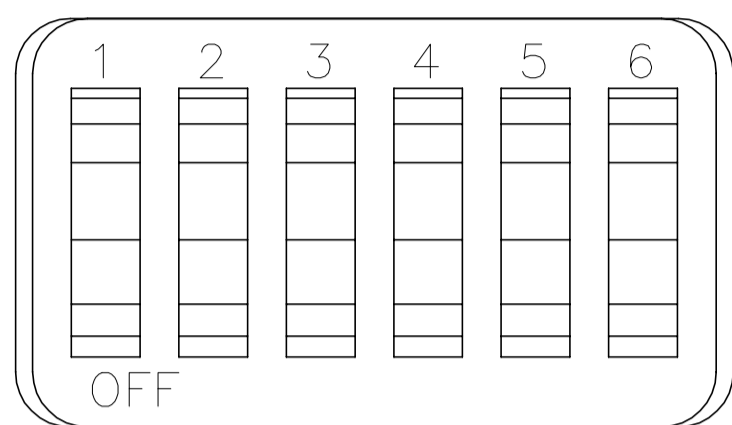


FIG 2

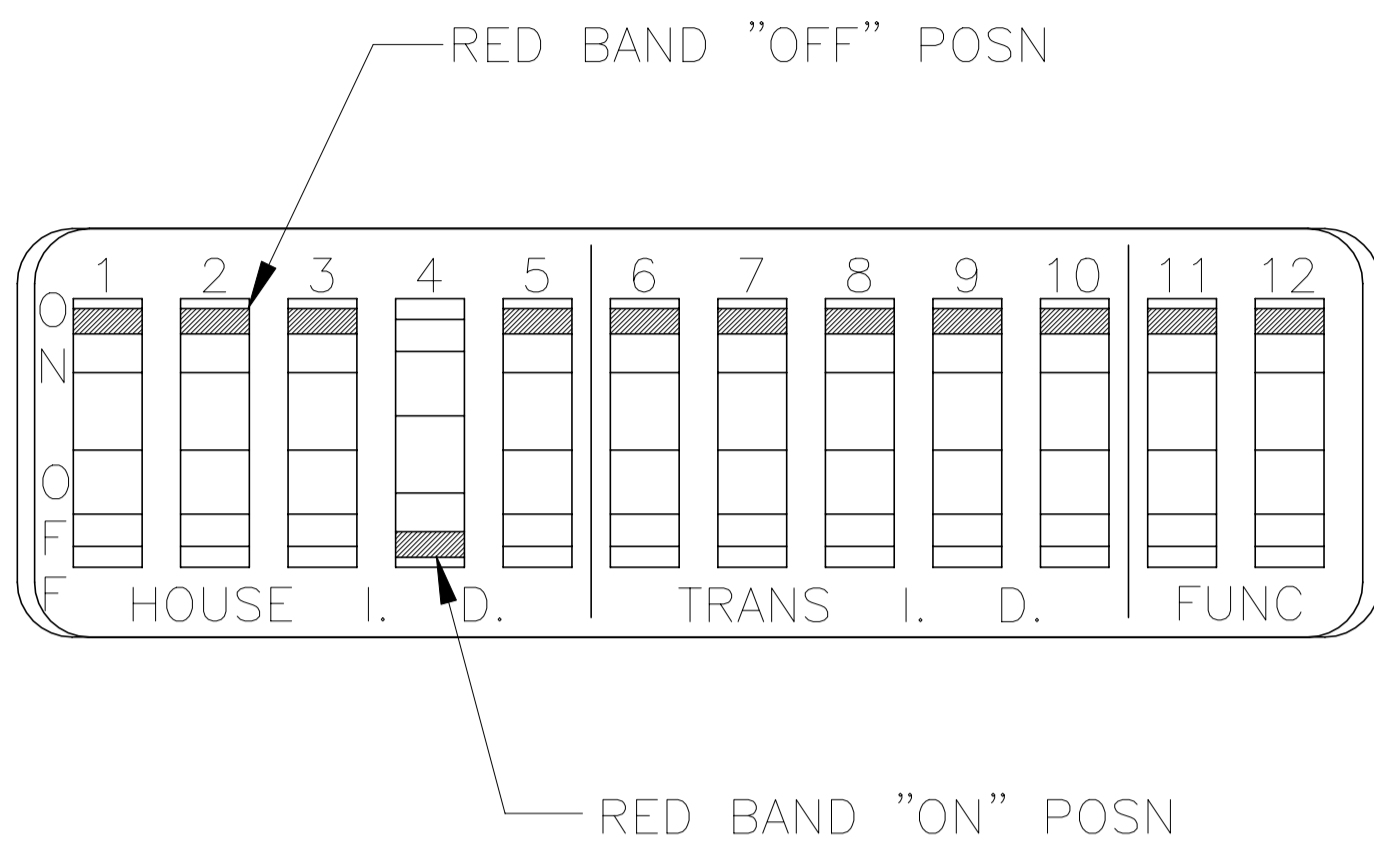


FIG 5

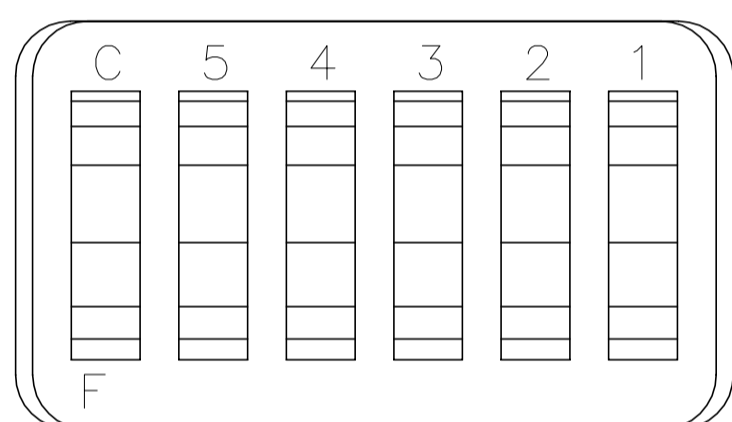


FIG 3

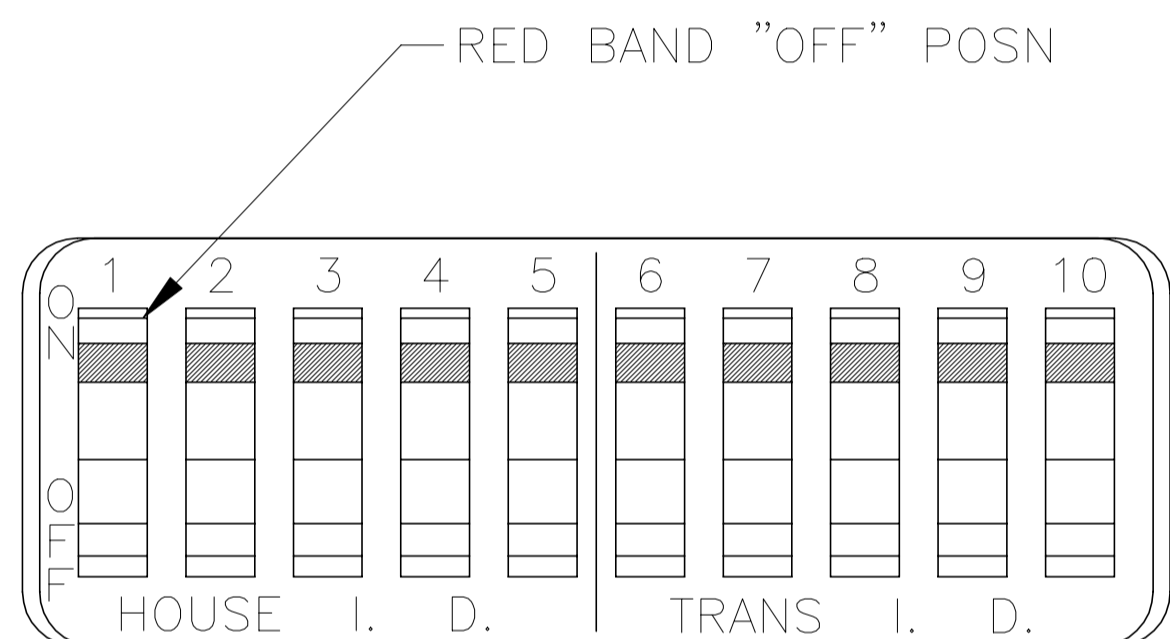


FIG 6

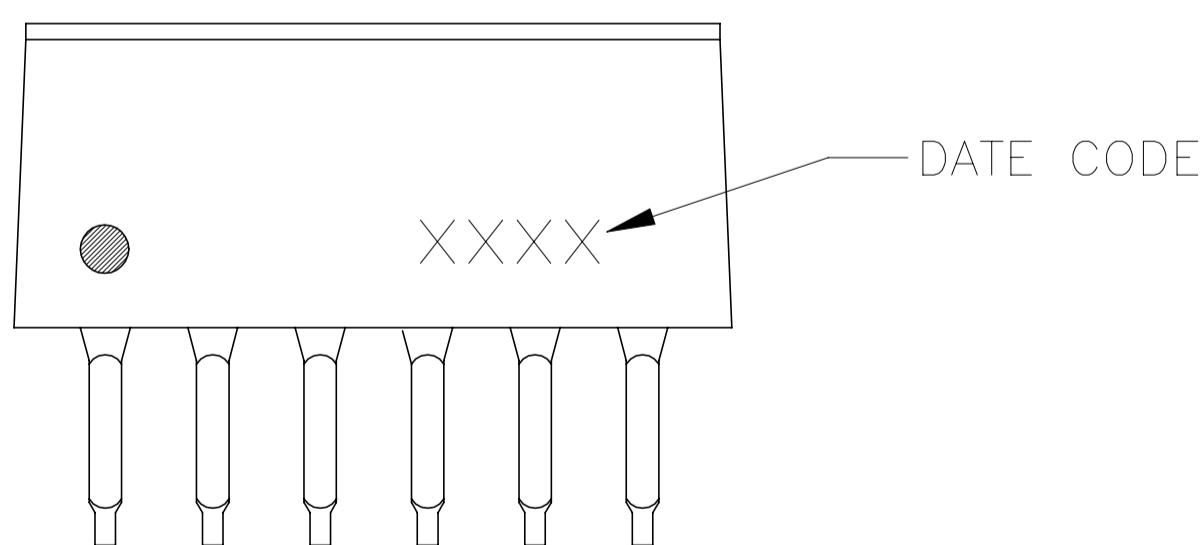


FIG 4

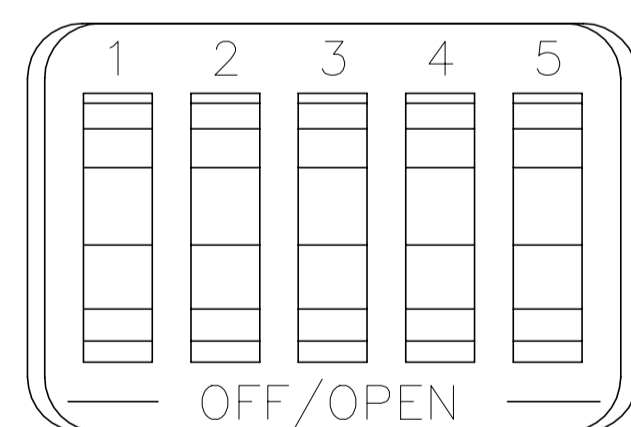


FIG 7

THIS DRAWING IS A CONTROLLED DOCUMENT.		DWN R. TALLEY 02JAN90	TE Connectivity Ltd.																													
DIMENSIONS: INCHES		CHK R. MILLER 03JAN90																														
TOLERANCES UNLESS OTHERWISE SPECIFIED:		APVD H. LEITER 03JAN90	NAME SWITCH ASSY, DIP, TYPE C, 7100 SERIES, SPST, LOW PROFILE																													
<table border="0"> <tr><td>0</td><td>PLC</td><td>±</td><td>-</td></tr> <tr><td>1</td><td>PLC</td><td>±</td><td>-</td></tr> <tr><td>2</td><td>PLC</td><td>±</td><td>-</td></tr> <tr><td>3</td><td>PLC</td><td>±</td><td>.005</td></tr> <tr><td>4</td><td>PLC</td><td>±</td><td>-</td></tr> <tr><td>4</td><td>PLC</td><td>±</td><td>-</td></tr> <tr><td></td><td>ANGLES</td><td>±</td><td>-</td></tr> </table>		0	PLC	±	-	1	PLC	±	-	2	PLC	±	-	3	PLC	±	.005	4	PLC	±	-	4	PLC	±	-		ANGLES	±	-	PRODUCT SPEC -	APPLICATION SPEC -	RESTRICTED TO -
0	PLC	±	-																													
1	PLC	±	-																													
2	PLC	±	-																													
3	PLC	±	.005																													
4	PLC	±	-																													
4	PLC	±	-																													
	ANGLES	±	-																													
MATERIAL		FINISH	WEIGHT -	SIZE A2																												
		CAGE CODE 00779		DRAWING NO C=435668																												
		CUSTOMER DRAWING		SCALE 4:1 SHEET 2 OF 2 REV AN																												