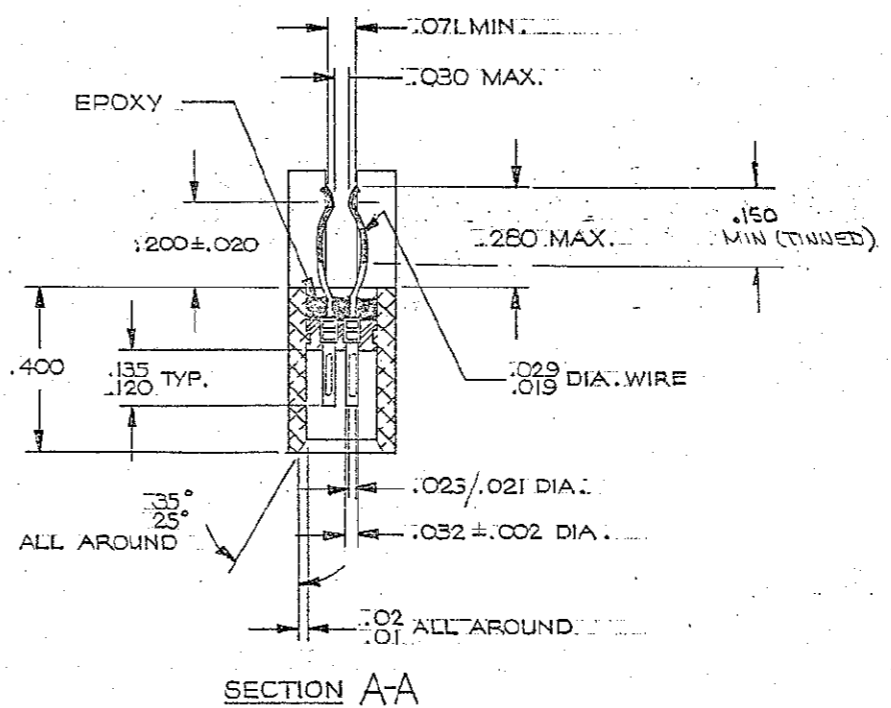
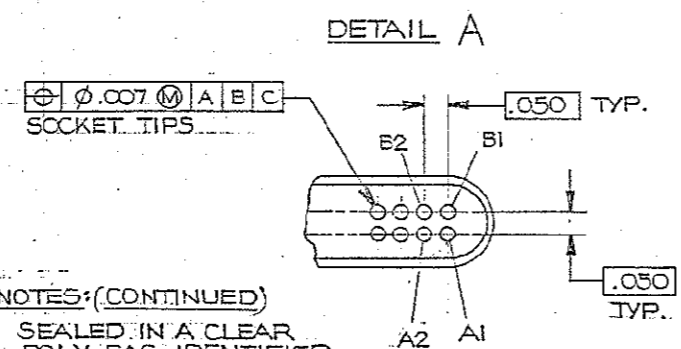
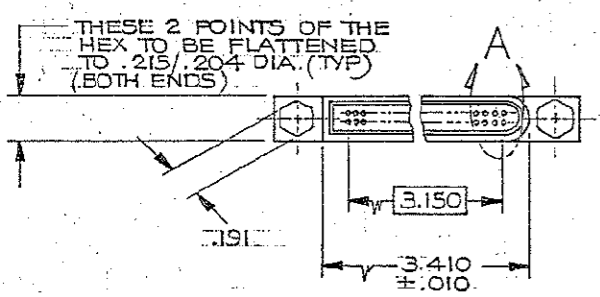
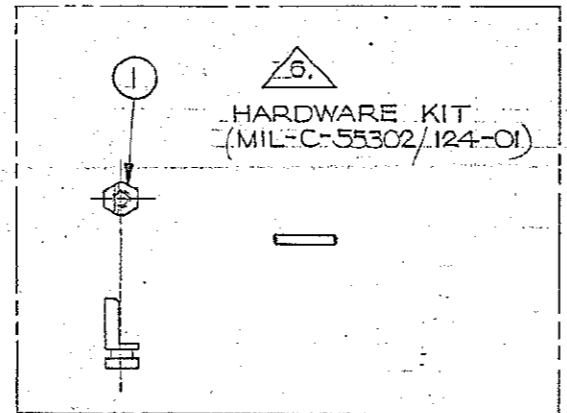
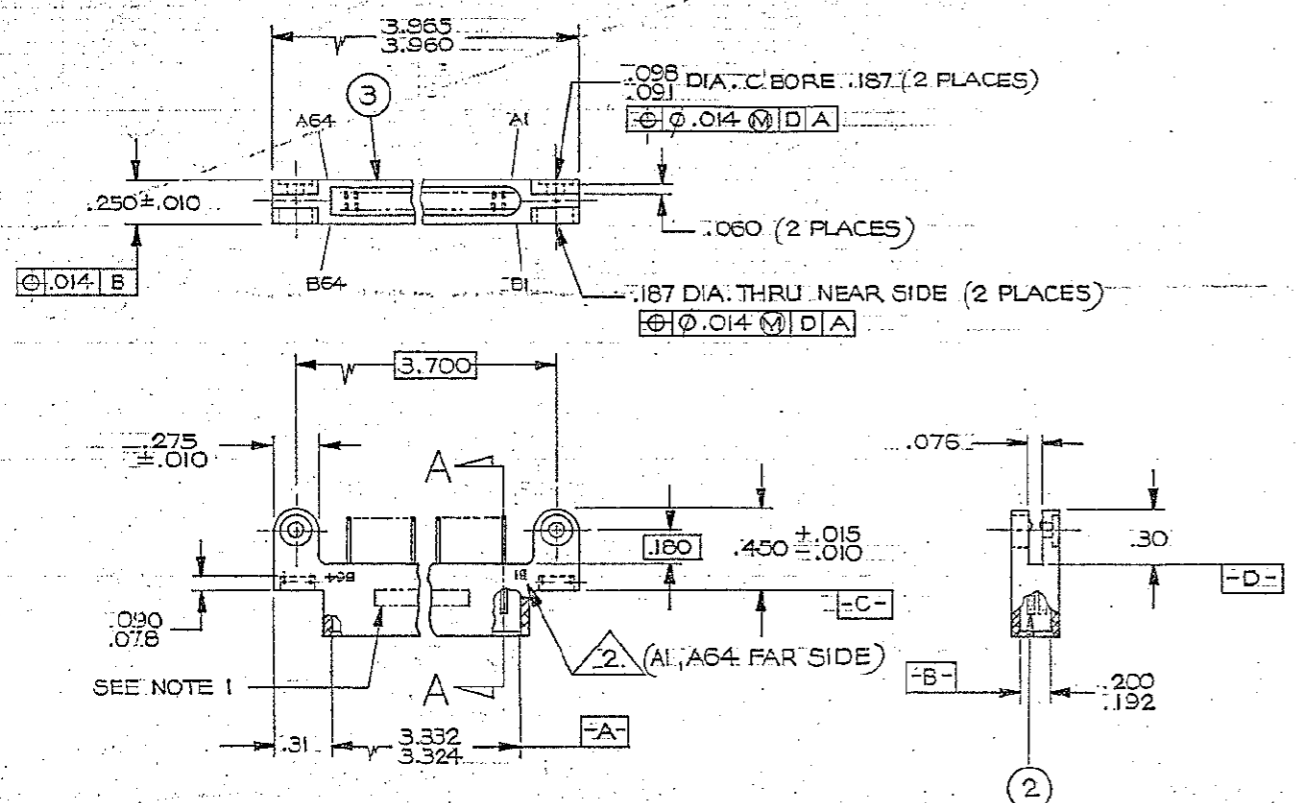


REVISIONS					
ZONE	LTR	ECN	DESCRIPTION	DATE	APPROVED
	K	39623	DESCRIPTION: WAS: SLZ	11/15/88	H.C.



NOTES (UNLESS OTHERWISE SPECIFIED):
 1. MARK PER T.I.S.

NOTES (CONTINUED)
 2. SEALED IN A CLEAR POLY BAG, IDENTIFIED "MIL-C-55302/124-01, DATE CODE 4 98278", AND PACKAGED ALONG WITH THE CONNECTOR.

2. CAVITY IDENT AS SHOWN, BLACK CHARACTERS IN ACCORDANCE WITH MIL-STD-1285.
 3. MATES WITH CONNECTORS SPECIFIED IN MIL-C-55302/120.

4. FORM TERMINAL WIRES AS SHOWN, NO SCRATCHES EXPOSING BASE METAL PERMITTED.

5. X-RAY REQUIREMENTS:
 REPRESENTATIVE SAMPLE CONNECTORS SHALL BE X-RAYED BY THE WET FILM PROCESS TO PRODUCE TWO CONTACT IMAGES. TWO DIFFERENT LATERAL IMAGES SHALL BE TAKEN AT ± 26.5° INCIDENT ANGLES. SO AS TO VIEW BOTH ROWS OF CONTACTS SIMULTANEOUSLY IN EACH IMAGE THE DEVELOPED FILM SHALL BE INSPECTED AT 10X MINIMUM MAGNIFICATION FOR PROPER PIN BUNDLE TERMINAL WIRE INSERTION DEPTH.
 6. TWO POLARIZING KEYS & FOUR RETAINING PINS ARE SUPPLIED BUT NOT ASSEMBLED. HARDWARE SHALL BE

QTY REQD	CODE IDENT	PART OR IDENTIFYING NO.	NOMENCLATURE OR DESCRIPTION
PARTS LIST			

UNLESS OTHERWISE SPECIFIED DIMENSIONS ARE IN INCHES TOLERANCES ARE: FRACTIONS DECIMALS ANGLES ± .XX ± .01 ± .XXX ± .005		CONTRACT NO.		MALCO A MICRODOT COMPANY, INC. 220 PASADENA AVE., SO. PASADENA, CALIF. 91030	
MATERIAL		APPROVALS	DATE	CONTRACT NO. / DESCRIPTION	
FINISH		L. MATEO	6/24/87	CONNECTOR, RECEPT. METAL SHELL	
NEXT ASSY		CHECKED	7-20-87	MCEM1 -128 SZ	
USED ON		PR. ENG.	7-20-87	MIL-C-55302/121	
APPLICATION		APPD.		SIZE	CODE IDENT NO. DRAWING NO.
DO NOT SCALE DRAWING		These drawings and specifications are the property of Microdot Inc. and shall not be divulged, reproduced or copied, or used as the basis for the manufacture or sale of any article without written permission of Microdot Inc.		C	98278 095-0088-7108
				SCALE	SHEET 1 OF 1