

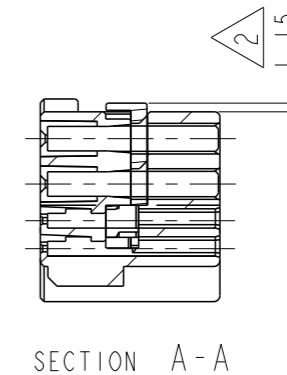
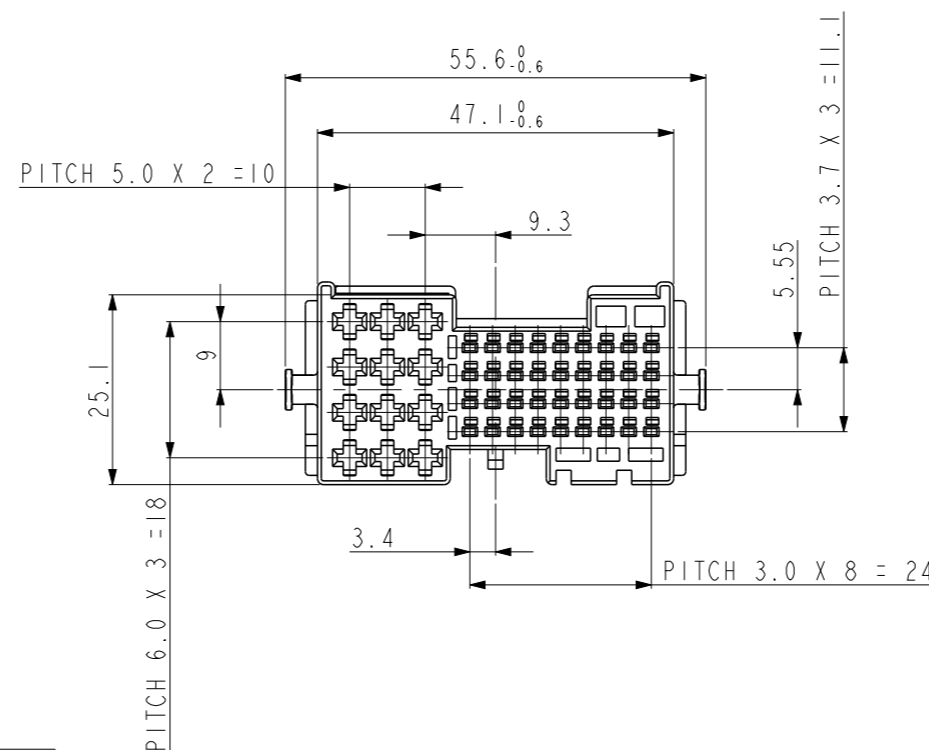
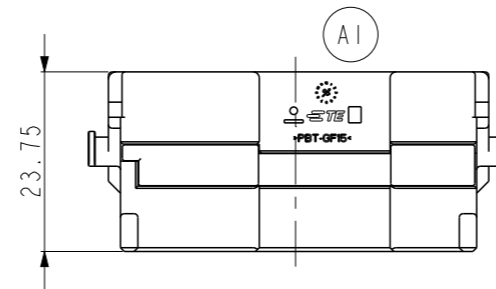
< TABLE 1 >

CONTACT	1.2mm MCON TERMINAL			APPLICATION SPEC.
P/N	1452653-1	1452656-1	1452659-1	114-18464
WIRE SIZE (mm ²)	0.35	0.5~0.75	1.0	
CONTACT	2.8mm MCP TERMINAL			APPLICATION SPEC.
P/N	1-968880-1	1-968849-1	1-968851-1	114-18148
WIRE SIZE (mm ²)	0.35~0.5	0.5 ~ 1.0	>1.0 ~ 2.5	

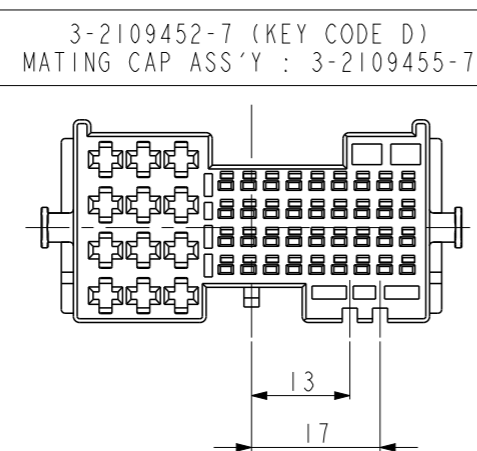
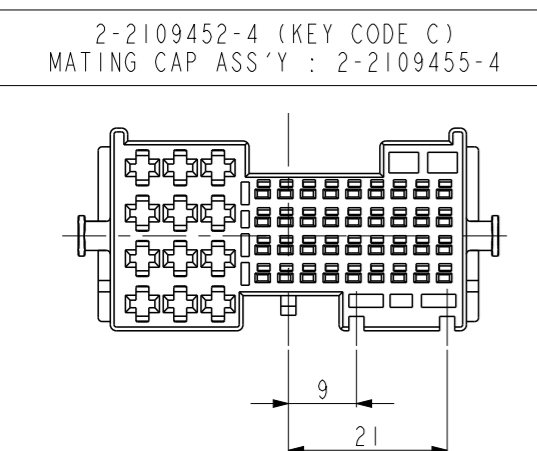
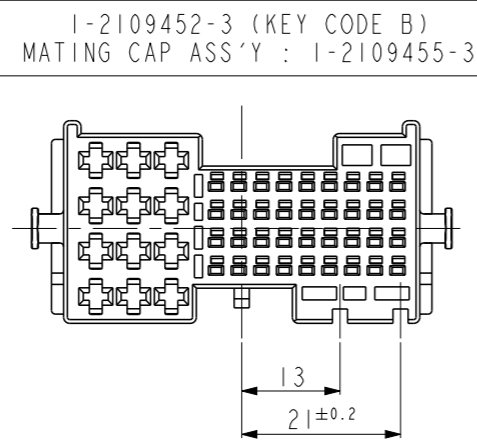
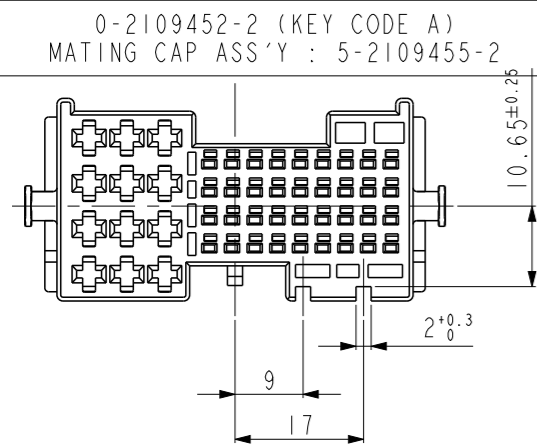
REVISIONS

P	LTR	DESCRIPTION	DATE	DWN	APVD
A		RELEASED	22.NOV'12	DG	HG
B		REVISED(ECR-22-159222)	15SEP2023	JY	KT

- NOTES ;
1. GENERAL TOLERANCE : ±0.3mm, ±3°
 2. RETAINER IS PRE-LOCKING
 3. MATING CAP ASS'Y : X-2109455-X
 4. APPLICABLE TERMINAL : SEE TABLE 1



DESCRIPTION	ASS'Y P/N
.060/.110 HYB 8P PLUG ASM CODE A	0-2109452-2
.060/.110 HYB 8P PLUG ASM CODE B	1-2109452-3
.060/.110 HYB 8P PLUG ASM CODE C	2-2109452-4
.060/.110 HYB 8P PLUG ASM CODE D	3-2109452-7



NO.	COLOR/FINISH	MATERIAL	DESCRIPTION	QTY
2	NATURAL	PBT	DBL HSG	1
	GREEN	PBT-GF15	.050/.110 HYB 48P PLUG HSG Key code D	1
	BROWN	PBT-GF15	.050/.110 HYB 48P PLUG HSG Key code C	1
	GRAY	PBT-GF15	.050/.110 HYB 48P PLUG HSG Key code B	1
1	BLACK	PBT-GF15	.050/.110 HYB 48P PLUG HSG Key code A	1

THIS DRAWING IS A CONTROLLED DOCUMENT.

DIMENSIONS: mm

TOLERANCES UNLESS OTHERWISE SPECIFIED:

0 PLC	±.
1 PLC	±.
2 PLC	±.
3 PLC	±.
4 PLC	±.
ANGLES	±.
FINISH	-

MATERIAL: SEE TABLE material_2

finish_spec_2

DWN: DG JEONG
CHK: KT LIM
APVD: HG CHO
PRODUCT SPEC: -
APPLICATION SPEC: SEE TABLE 1
WEIGHT: -

CUSTOMER DRAWING

TE Connectivity

NAME: .050/.110 HYB 48P PLUG ASS'Y

SIZE: A3 | CAGE CODE: 00779 | DRAWING NO: C-2109452 | RESTRICTED TO: -

SCALE: 1:1 | SHEET: 1 OF 1 | REV: B