

REVISONS		DATE	DWN	APVD
A	RELEASED	24MAR08	KK	HY
B	REVISED	16APR10	TS	KB
B1	REVISED	23JAN14	KK	RB

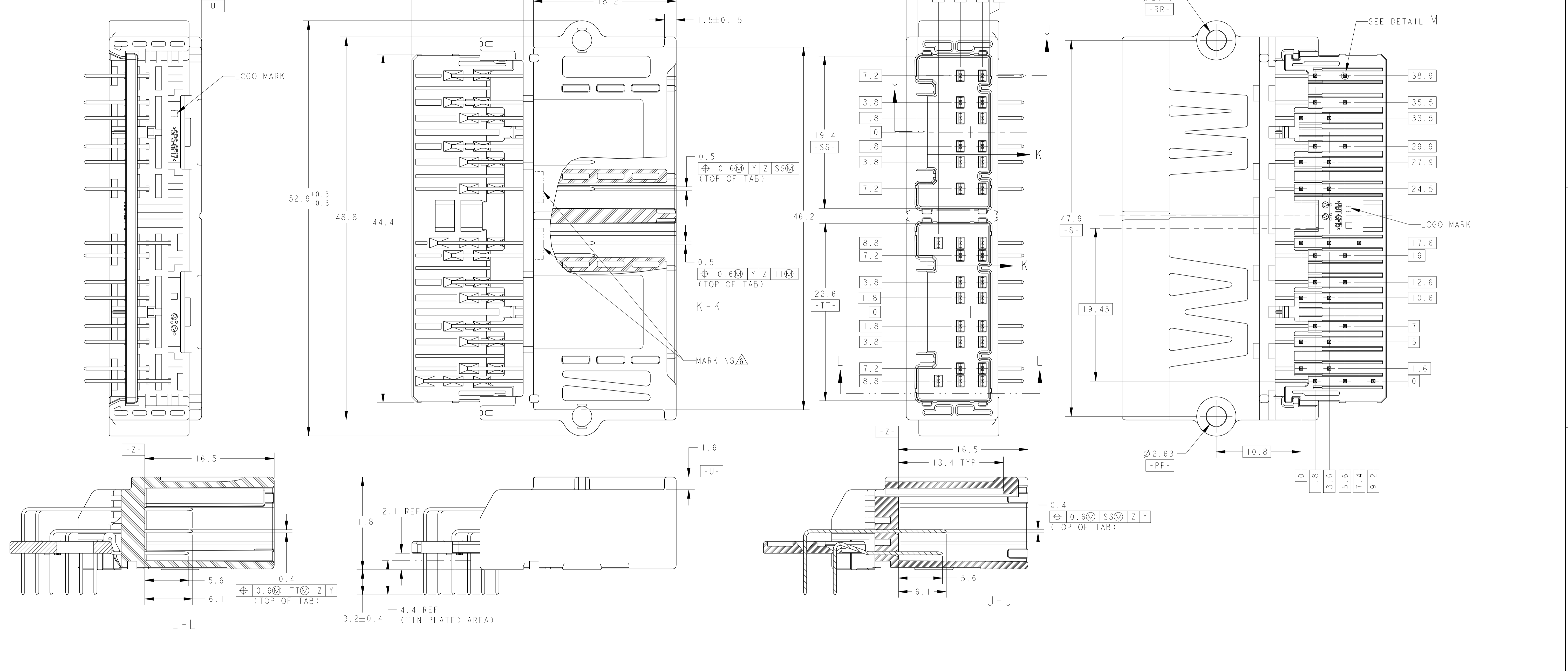
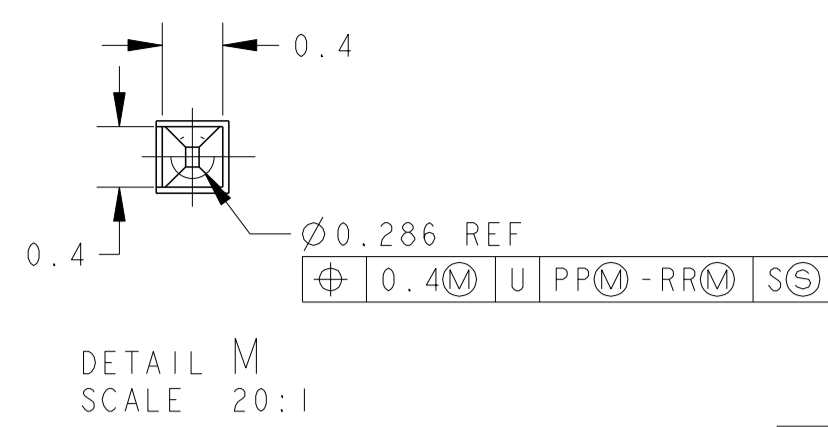


TABLE-1

POS 機数	FEMALE HOUSING メスハウジング		
	ASSY P/N 代表品番	COLOR 色相	COMPONENT P/N 積層部品番
12	1903994-1	NATURAL 自然色	1903994-1
			1903995-1
			1903998-1
18	1903984-1	NATURAL 自然色	1903984-1
			1903985-1
			1903988-4
			1903991-4

TABLE-2

THICKNESS OF PCB (mm) プリント基板厚 (mm)	1.6
MATERIAL 材質	FR-4
NOMINAL LENGTH OF SCREW (mm) 固定用ねじ着下長さ (mm)	6

1. 適合相手コネクタ図番: TABLE-1参照
 2. 適用プリント基板: TABLE-2参照
 3. 回路番号: FIG.1参照
 4. ⚠️メスコネクタが挿入タイプであるため、ペア電線(CAN, ツイスト, 通信, シールド等)はグループA, B, C, D, Eをまたがないこと FIG.2参照
 5. 取扱説明書 No.: 411-78268
 6. ⚠️マーキングを表示(ID, D/C)
 7. 推奨プリント基板: FIG.3参照
 8. ⚠️ねじ締めトルク(参考): 0.392N・m REF 但し、管理規は別途規定すること
 9. ⚠️CHFUS 0.5sq 電線および CAN(CPEX 0.22sq) 電線対応図番: FIG.1参照
1. MATING CONNECTOR PART No.: SEE TABLE-1
 2. APPLICABLE PRINTED CIRCUIT BOARD; SEE TABLE-2
 3. CIRCUIT No.: SEE FIG.1
 4. ⚠️HOUSING, CONNECTOR FEMALE IS LAYERED. WHEN USE THE PAIR WIRE (EX. CAN, TWIST, COMMUNICATION, SHIELD ETC.), IT SHALL NOT CROSS THE ROWS OF CONNECTOR WHICH ARE GROUP A~E. SEE FIG.2
 5. INSTRUCTION SHEET: 411-78268
 6. ⚠️MARKING (ID, D/C)
 7. RECOMMENDED PCB: SEE FIG.3
 8. ⚠️FASTENING TORQUE (FOR REFERENCE); 0.392N・m REF BUT TORQUE FOR OPERATION SHOULD BE PROVIDED RESPECTIVELY.
 9. ⚠️APPLICABLE CIRCUIT FOR "CHFUS 0.5sq WIRE" AND "CAN(CPEX 0.22sq) WIRE"; SEE FIG.1

PLASTIC BOX 通い箱	PLASTIC TUBE プラスチックチューブ	SELECTIVE-TIN (MATTE) 部分半光沢すずめっき	SELECTIVE-TIN (BRIGHT) X 26 部分光沢すずめっき	24, 25, 27, 30	BRASS 黄銅	PBT/NATURAL (自然色)	SPS/NATURAL (自然色)	1939331-1
OUTER 外表	INNER 内表	SOLDERING SIDE はんだ付け側	CONTACT SIDE 接合側	0.5 CONTACT 0.5 端子	CONTACT コンタクト	TINE PLATE タインプレート	CAP HOUSING ハウジング	PART NO
PACKING STYLE 梱包形態		CONTACT FINISH 端子仕上げ		Au PLATED CIRCUIT NO. 金めっき回路番号	MATERIAL/COLOR 材料/色相			

THIS DRAWING IS A CONTROLLED DOCUMENT.

DIMENSIONS: mm

TOLERANCES UNLESS OTHERWISE SPECIFIED:
 0-PLC ±0.3
 1-PLC ±0.5
 2-PLC ±0.13
 3-PLC ±0.13
 4-PLC ±0.001

MATERIAL: SEE TABLE
FINISH: SEE TABLE

DWN: K. KATO 24MAR08
CHK: S. AMEMIYA 24MAR08
APVD: H. YAMAGAMI 24MAR08

PRODUCT SPEC
APPLICATION SPEC

WEIGHT: 6.6g

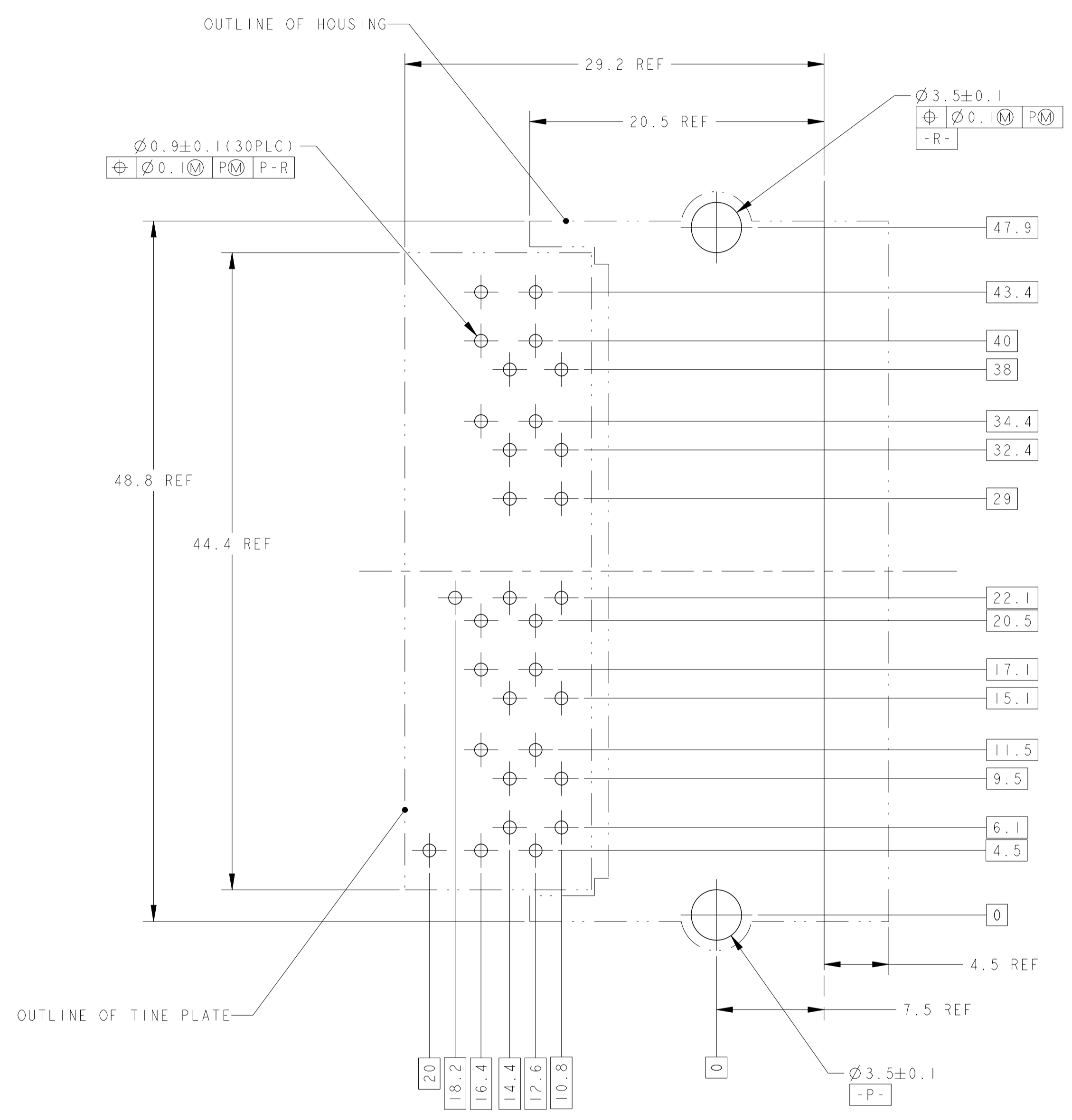
CUSTOMER DRAWING

STE TE Connectivity

0.5 CONNECTOR DIP TYPE
30 POSITION CAP ASSEMBLY
(SCREW-TYPE)

SIZE: A100779 C=1939331
SCALE: 4:1 SHEET: 1 OF 2 REV: B1

LOC		REVISIT		REVISIONS			
P.	LTN	DESCRIPTION	DATE	DMN	APVD		
-	-	SEE SHEET 1 of 2	-	-	-		



推奨プリント基板取付寸法図
 RECOMMEND DIMENSION FOR P.C.B

FIG. 3

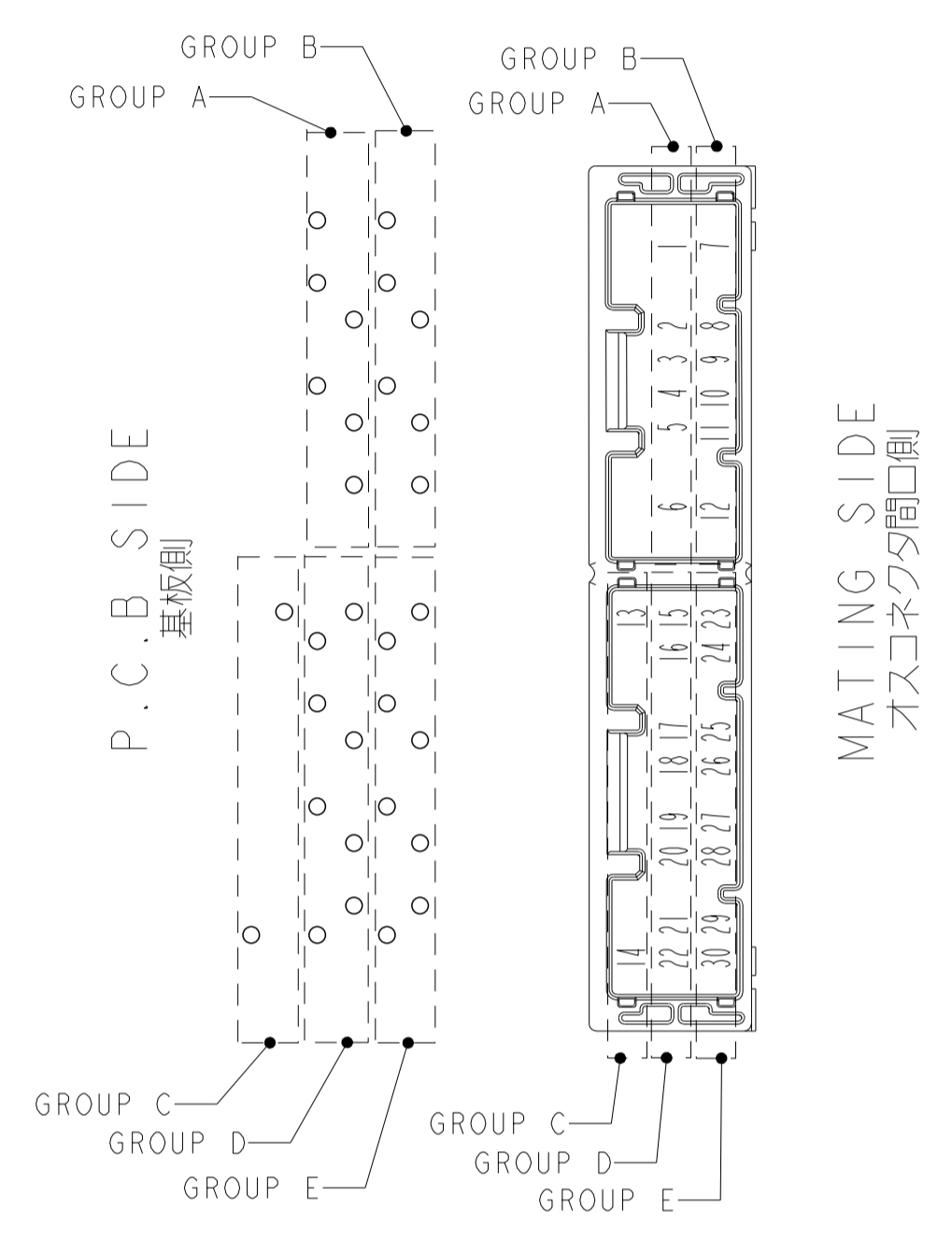


FIG. 2 GROUP




FIG. 1 CIRCUIT NUMBERS/回路番号
 (□:CHFUS0.5sq AND CAN 0.22sq APPL.)

THIS DRAWING IS A CONTROLLED DOCUMENT.		DMN H. KATO 24MAR08	24MAR08	TE Connectivity
DIMENSIONS: mm		CHK S. AMEMIYA 24MAR08	24MAR08	
TOLERANCES UNLESS OTHERWISE SPECIFIED: 0-PLC ±0.5 1-PLC ±0.5 2-PLC ±0.13 3-PLC ±0.013 4-PLC ±0.001 ANGLES ±1.5°		APVD H. YAMAGAMI 24MAR08	24MAR08	NAME 0.5 CONNECTOR DIP TYPE 30 POSITION CAP ASSEMBLY (SCREW-TYPE)
MATERIAL SEE TABLE		FINISH SEE TABLE		SIZE A100779
		WEIGHT 6.6g		RESTRICTED TO -
		CUSTOMER DRAWING		SCALE 4:1
				SHEET 2 OF 2
				REV B1