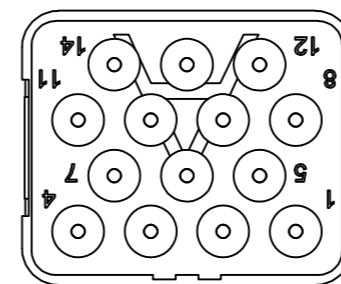
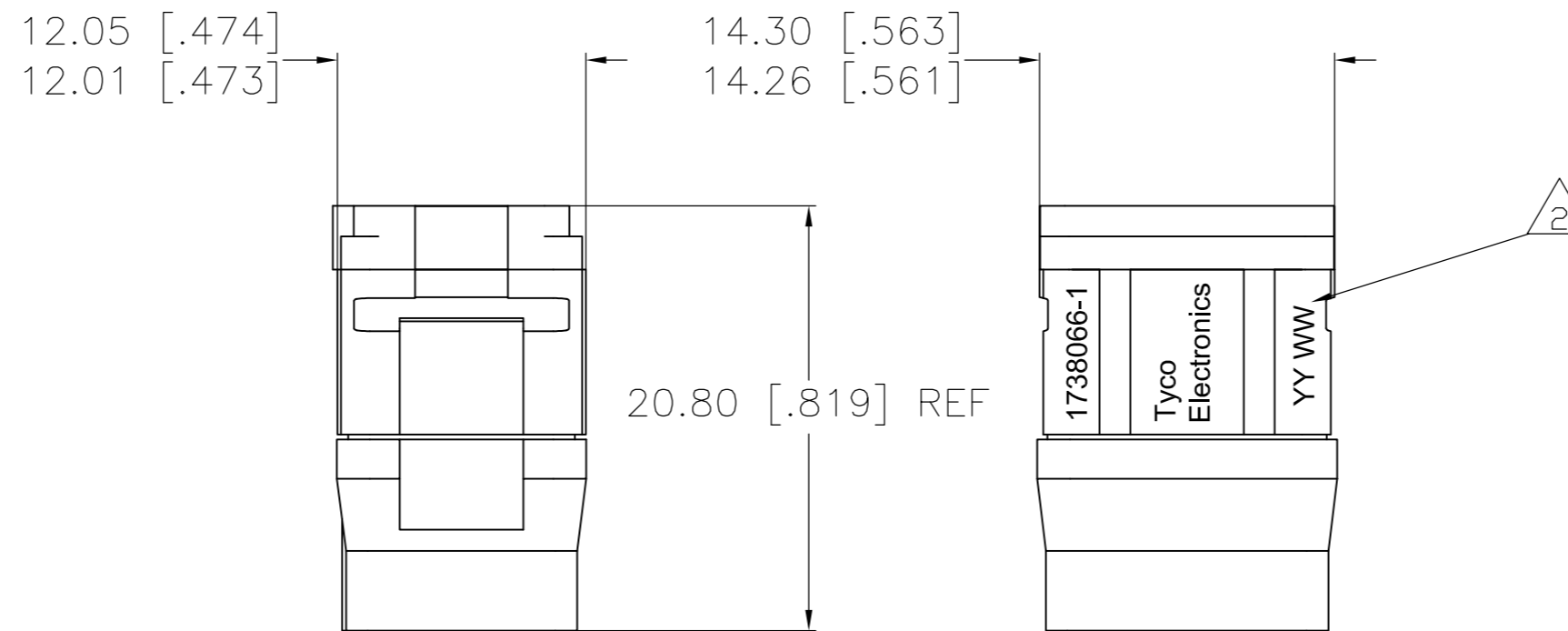



THIS DRAWING IS UNPUBLISHED. RELEASED FOR PUBLICATION
 © COPYRIGHT BY TYCO ELECTRONICS CORPORATION. ALL INTERNATIONAL RIGHTS RESERVED.

LOC	DIST	REVISIONS			
P	LTR	DESCRIPTION	DATE	DWN	APVD
		0	CONVERTED RADIALL DWG TO TYCO ACAD DWG	11/03	--
		1	REVISED	22APR10	RF JM

- 1 FRONT AND REAR INSULATORS: THERMOSET EPOXY PER ASTM D 5948
 CONTACT RETENTION CLIPS: COPPER ALLOY PER ASTM B194
 REAR GROMMET: FLUOROSILICONE ELASTOMER PER MIL-R-25988B,
 EXCEPT 4.6.6.1
- 2 DATE CODE: YEAR & WEEK (YYWW)
- 3. DESCRIPTIVE PART NUMBER: GPRAH14PA
 THIS INSERT CONTAINS 14 CAVITIES FOR SIZE 20 PIN CONTACTS
- 4. THIS PRODUCT IS SOLD BY TYCO ELECTRONICS UNDER A LICENSE FROM RADIALL SA.



THIS PRINT IS
PRELIMINARY
 UNQUALIFIED PRODUCT
 CONTACT PRODUCT ENGINEERING
 BEFORE USING THIS PRINT

1738066-1
 PART NUMBER

THIS DRAWING IS A CONTROLLED DOCUMENT.		DWN	R FLAIG	NOV03	Tyco Electronics Corporation Harrisburg, PA 17105-3608					
DIMENSIONS: mm [INCHES]		CHK	J MOSIER	NOV03						
TOLERANCES UNLESS OTHERWISE SPECIFIED:		APVD	J MOSIER	NOV03						
0 PLC ± - 1 PLC ± - 2 PLC ± 0.05 [.002] 3 PLC ± - 4 PLC ± - ANGLES ± -		PRODUCT SPEC	NAME			GPR-A PIN INSERT, CLASS H, CONTACT ARRANGEMENT 14				
MATERIAL		FINISH	WEIGHT		SIZE	CAGE CODE	DRAWING NO	RESTRICTED TO		
1		-	-		A2	00779	C=1738066	-		
CUSTOMER DRAWING					SCALE	1:1	SHEET	1 OF 1	REV	1

1738066