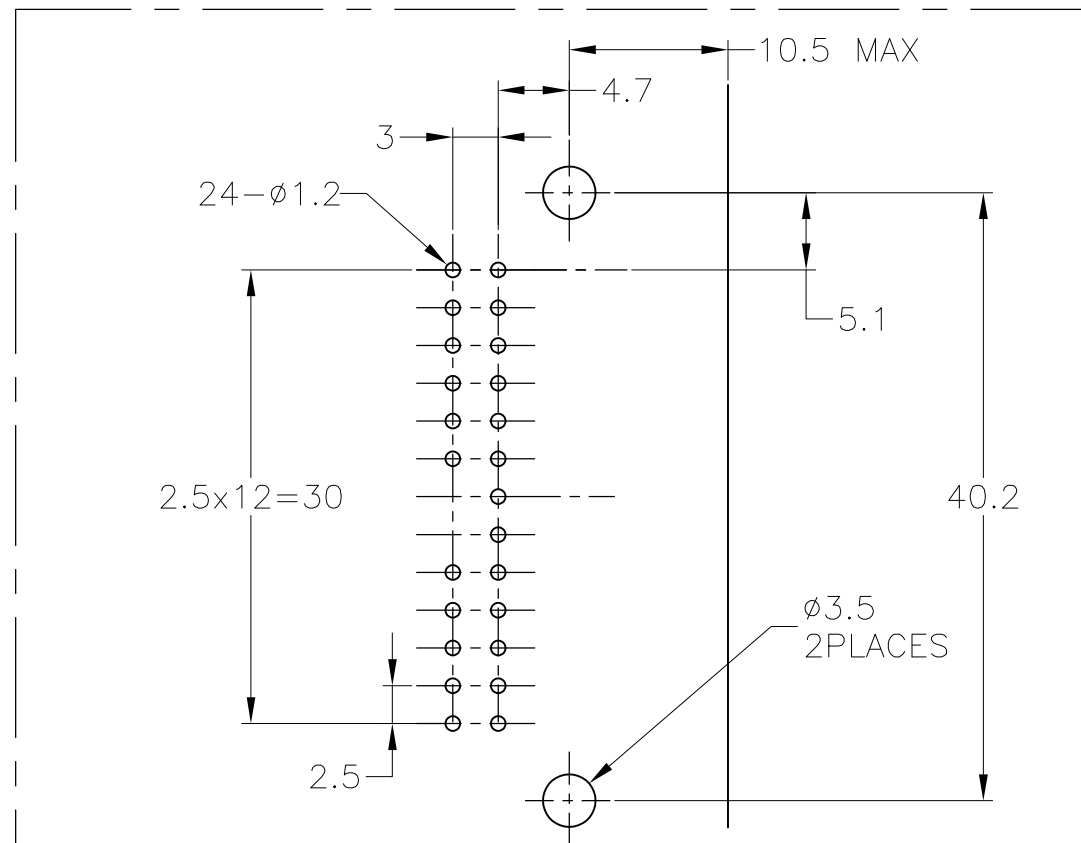
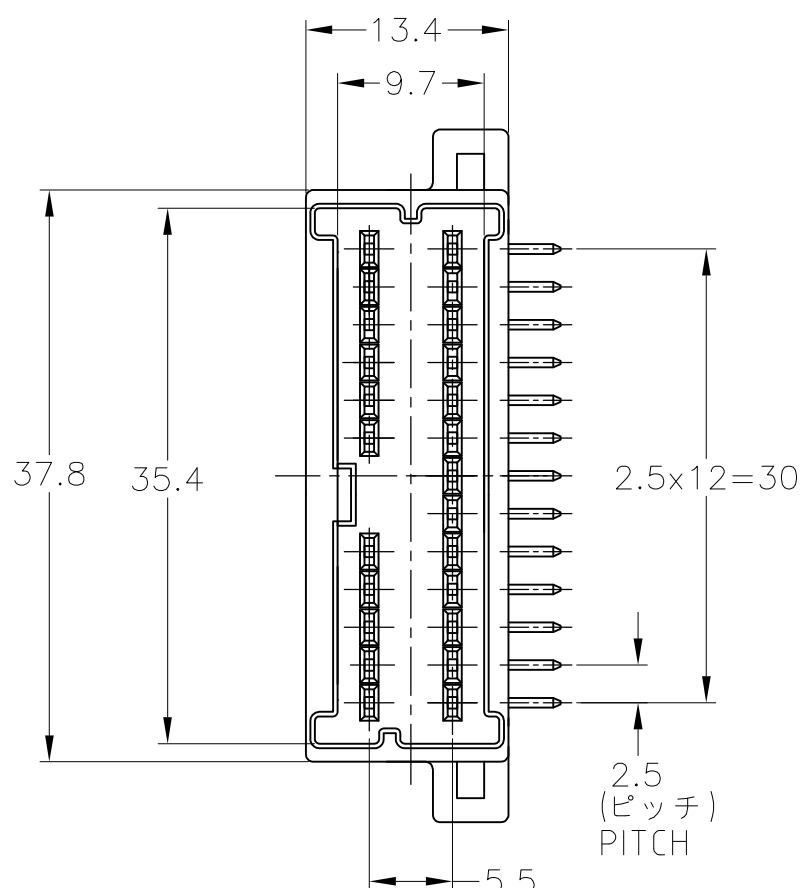
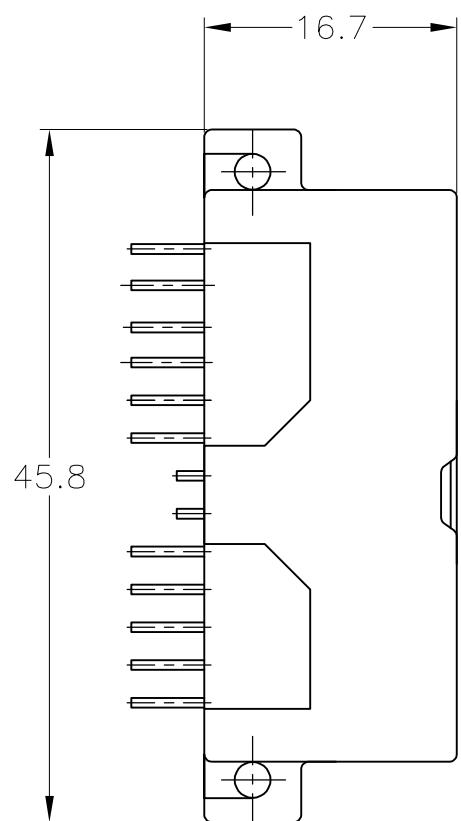


THIS DRAWING IS UNPUBLISHED. RELEASED FOR PUBLICATION JUL . - .
 © COPYRIGHT 2014 Tyco Electronics Japan G.K. ALL RIGHTS RESERVED.

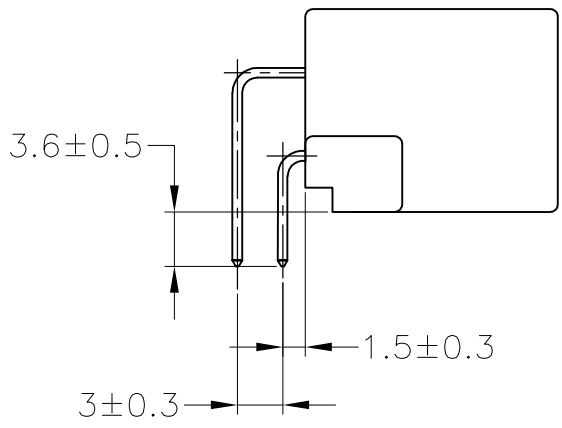
LOC	DIST	REVISIONS					
P	LTR	DESCRIPTION	DATE	DWN	APVD		
J	-	A1	REVISED ADD TABLE	ECR-14-009768	08JUL14	AY	TK



MOUNTING DIMENSIONS FOR P.C. BOARD
 プリント基板取付け穴寸法

(TOLERANCES: ±0.1
 PITCH TOLERANCES MUST NOT ACCUMULATE.)
 (公差: ±0.1ピッチ公差は累積されないこと。)
 P.C. BOARD THICKNESS
 基板厚: 1.6mm

- 1 RECOMMENDED MOUNTING SCREW: PAN-HEADED, TYPE 2 TAPPING SCREW OF 3DIA X 6LENGTH (JIS B1115, B1122), TIGHTENING TORQUE: 39.2N-cm[4Kg-cm]MAX
- 1 推奨取付ネジ: JIS B1115, B1122 タッピングねじ、なべ2種、呼び径3、長さ6、締付トルク: 39.2N-cm[4kg-cm] 以下



PRE-TIN	1123391-3	茶色 (BROWN)	1123433-3
CONTACT FINISH	MATING HOUSING PART NUMBER	COLOR	PART NUMBER

TOLERANCES UNLESS OTHERWISE SPECIFIED:
 一般公差

10 ≥	±0.2
30 ≥	>10 : ±0.25
100 ≥	>30 : ±0.3
ANGLE : ±3°	

THIS DRAWING IS A CONTROLLED DOCUMENT.

DIMENSIONS: mm	TOLERANCES UNLESS OTHERWISE SPECIFIED:
	0 PLC ±-
	1 PLC ±-
	2 PLC ±-
	3 PLC ±-
	4 PLC ±-
	ANGLES ±-
MATERIAL PBT	FINISH

DWN T.MINEMATSU 08JUL2014	TE Connectivity			
CHK E.SASAKI 08APR98				
APVD M.TSUKAKOSHI 08APR98				
PRODUCT SPEC 108-5603				
APPLICATION SPEC	NAME 040III MULTILOCK CONNECTOR 24POS CAP HOUSING ASSEMBLY WIRE TO BOARD (H) TYPE			
WEIGHT 6.3 g	SIZE A3	CAGE CODE 00779	DRAWING NO C-1123433	RESTRICTED TO
CUSTOMER DRAWING	SCALE 2:1	SHEET 1 OF 1	REV A1	